

US00D930995S

(12)

United States Design Patent

Russo

(10)

Patent No.:

US D930,995 S

(45)

Date of Patent:

** Sep. 21, 2021

(54) HANDLE FOR HAIRBRUSH OR COMB

FOREIGN PATENT DOCUMENTS

(71) Applicant: J & D Brush Co., LLC, Commack, NY (US)

CN	305394239 S	10/2019
CN	305410301 S	10/2019

(72) Inventor: Melissa Russo, Commack, NY (US)

OTHER PUBLICATIONS

(73) Assignee: J & D Brush Co., LLC, Commack, NY (US)

Amazon Brush, announced 2018 [online], [site visited Jun. 10, 2021]. Available from internet, URL: https://www.amazon.com/Professional-Round-Brush-Blow-Drying/dp/B0771VZNN9/ref=sr_1_2_sspa (Year: 2018).*

(**) Term: 15 Years

* cited by examiner

(21) Appl. No.: 29/720,603

(22) Filed: Jan. 14, 2020

Primary Examiner — George A Bugg
Assistant Examiner — Tamara L Hahn

(51) LOC (13) Cl. 04-99

(52) U.S. Cl.
USPC D4/138

(74) Attorney, Agent, or Firm — Gloria Tsui-Yip, Esq.;
Gottlieb, Rackman & Reisman, P.C.

(58) Field of Classification Search
USPC D4/130, 131, 132, 133, 134, 135, 136, 137, 138; D8/80, 83; D30/158, 159
CPC Y10S 15/10; A46B 2200/1046; A46B 2200/104; A46B 9/023; A46B 9/02
See application file for complete search history.

(57) CLAIM
The ornamental design for a handle for a hairbrush or comb, as shown and described.

DESCRIPTION

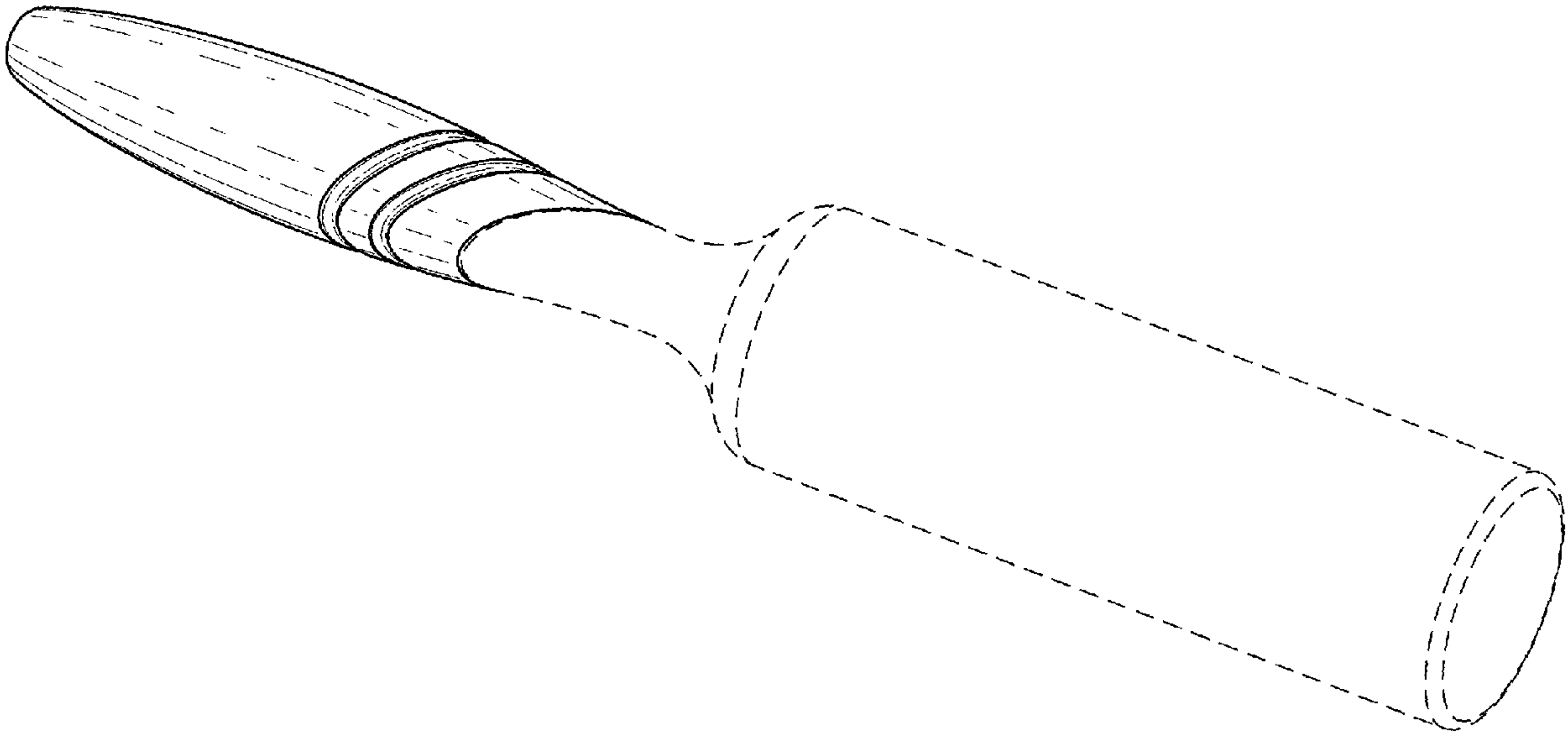
(56) References Cited

U.S. PATENT DOCUMENTS

D531,814 S	*	11/2006	Treacy	D4/138
D624,321 S	*	9/2010	Rennette	D4/121
D752,882 S	*	4/2016	Chang	D4/138
D801,702 S	*	11/2017	Rennette	D4/138
D859,003 S		9/2019	Robbins	
D895,981 S	*	9/2020	Rennette	D4/138
D899,784 S	*	10/2020	Hou	D4/138
D910,317 S	*	2/2021	Aguiar	D4/138
D915,776 S	*	4/2021	Wang	D4/138
D919,976 S	*	5/2021	Rennette	D4/138

FIG. 1 is a perspective view of a handle for hairbrush or comb showing my new design;
FIG. 2 is a top plan view thereof;
FIG. 3 is a left side elevational view thereof;
FIG. 4 is a bottom plan view thereof;
FIG. 5 is a right side elevational view thereof;
FIG. 6 is a front elevational view thereof; and,
FIG. 7 is a rear elevational view thereof.
The broken lines showing a brush head illustrate environmental structure which forms no part of the claimed design.

1 Claim, 4 Drawing Sheets



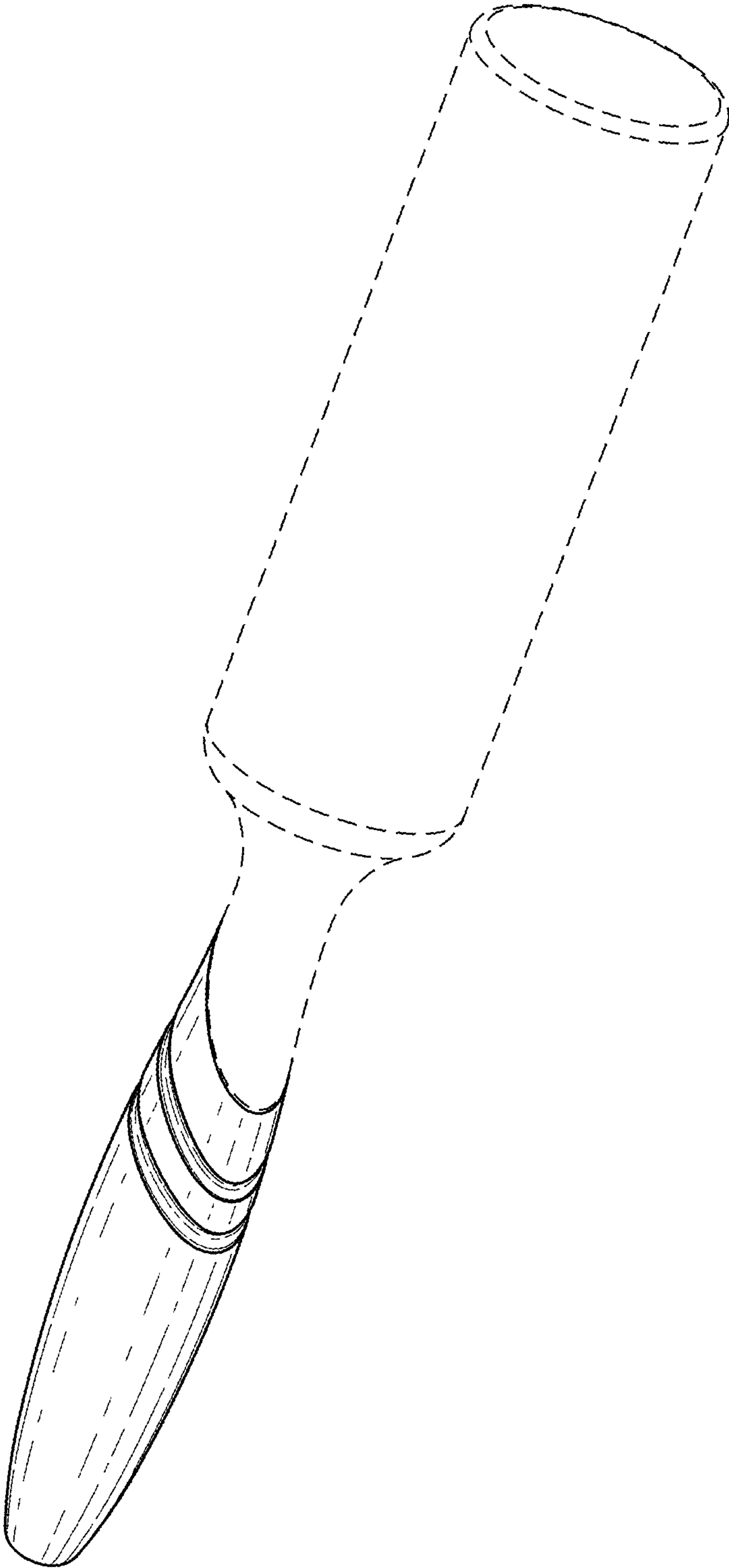


FIG. 1

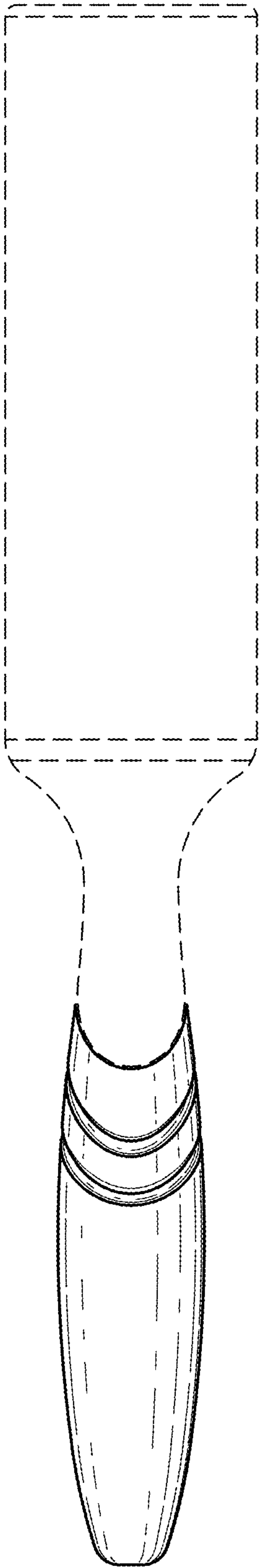


FIG.2

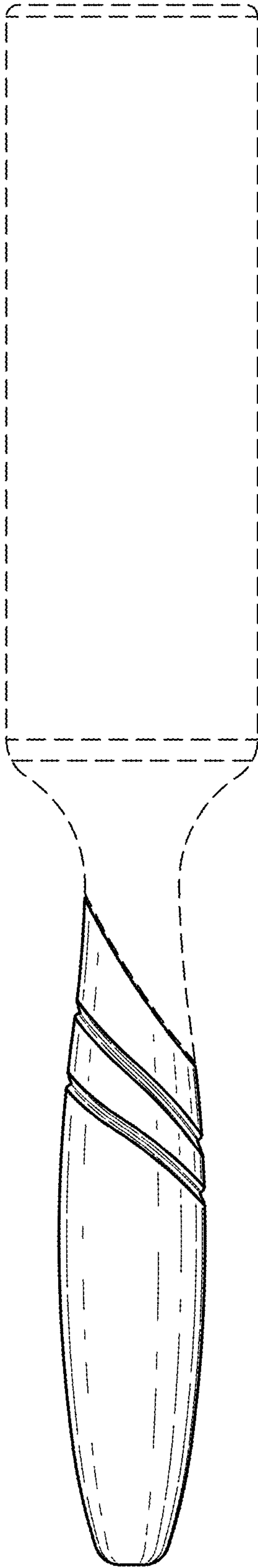


FIG.3

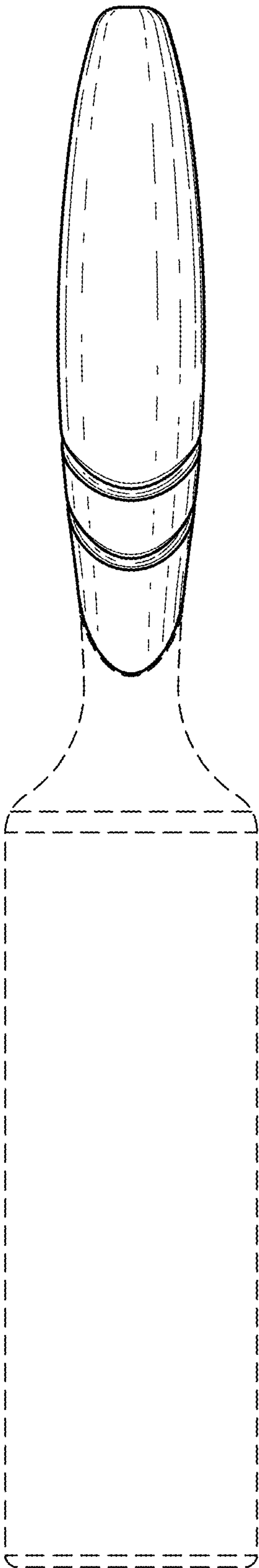


FIG.4

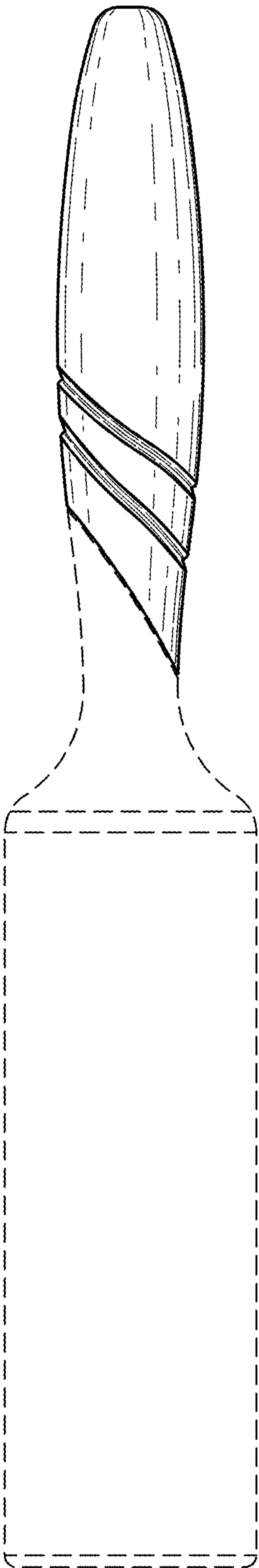


FIG.5

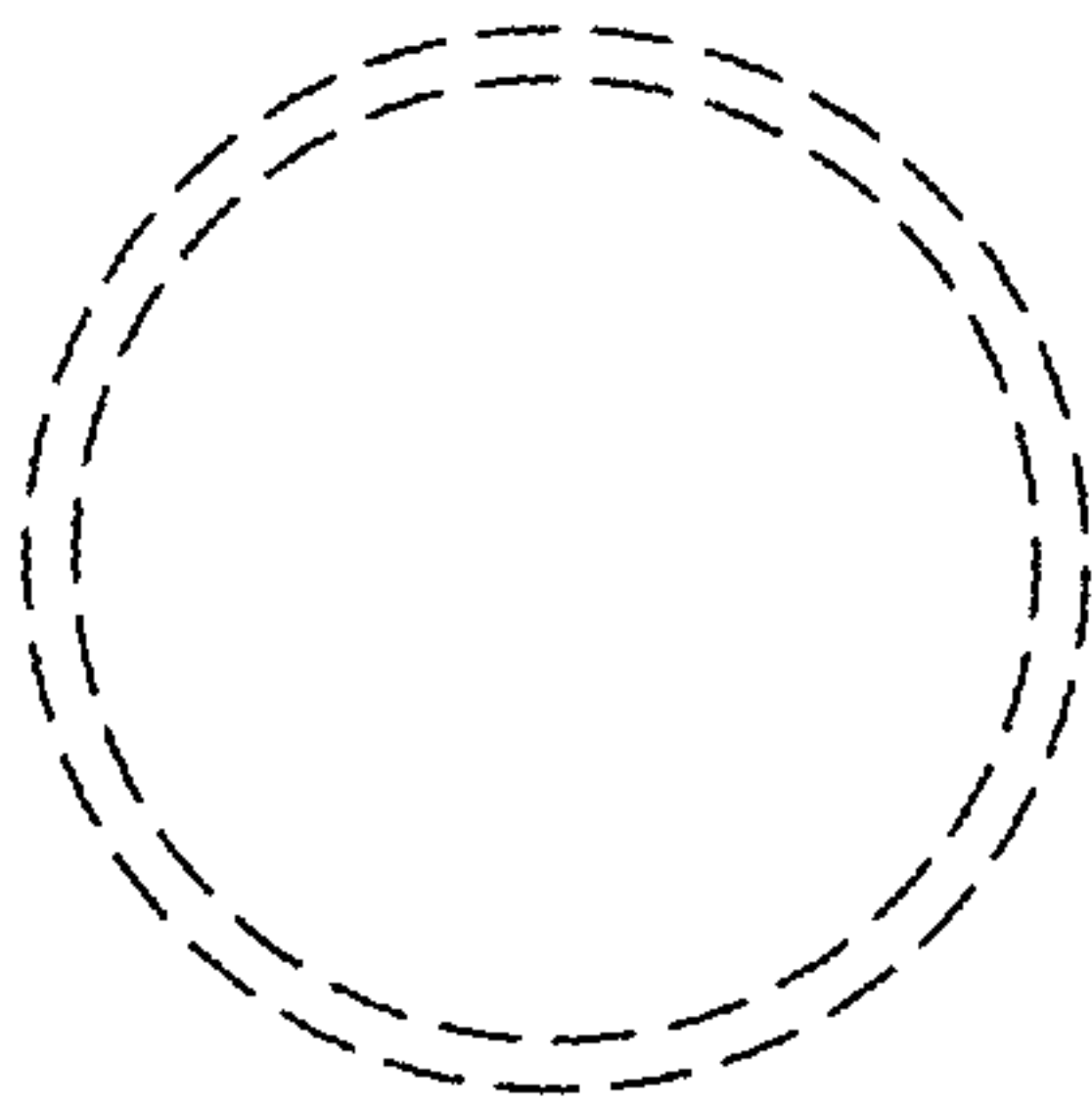


FIG.7

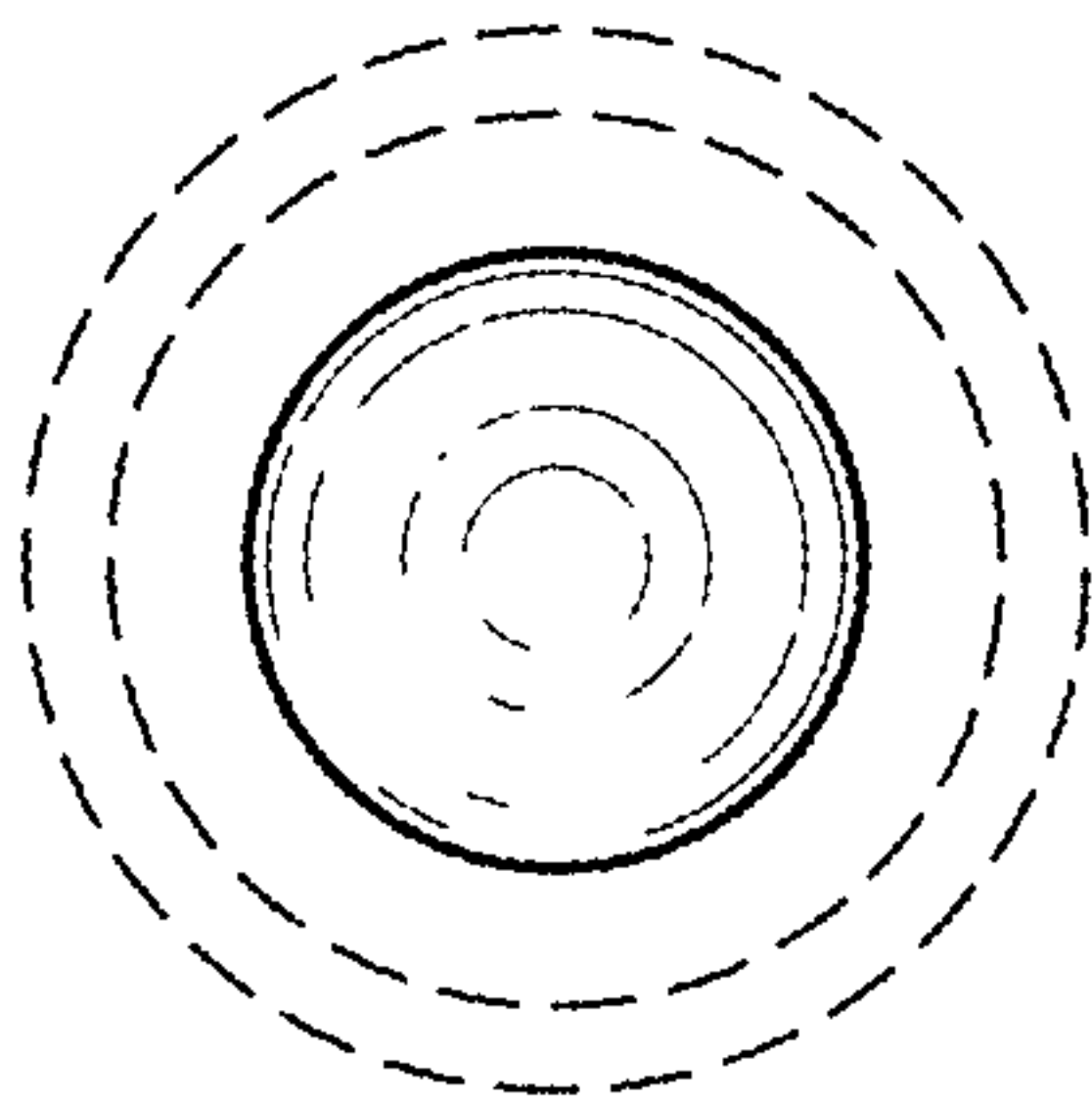


FIG.6