



US00D930988S

(12) **United States Design Patent** (10) **Patent No.:** **US D930,988 S**
Albay et al. (45) **Date of Patent:** **** Sep. 21, 2021**

(54) **HANDLE FOR ELECTRIC TOOTHBRUSH**

(56) **References Cited**

(71) Applicant: **Braun GmbH**, Kronberg (DE)

U.S. PATENT DOCUMENTS

(72) Inventors: **Devran Albay**, Frankfurt (DE); **Moritz Carlo Honisch**, Frankfurt (DE); **Dominik Langhammer**, Frankfurt (DE); **Rüdiger Boss**, Frankfurt (DE); **Fritz Schubert**, Bad Camberg (DE)

D657,954 S *	4/2012	Gebski	D4/101
D658,381 S *	5/2012	Gebski	D4/101
D692,242 S *	10/2013	Jimenez	D4/104
D719,737 S *	12/2014	Adriaenssen	D4/101
D749,851 S *	2/2016	Watkins	D4/101
D759,381 S *	6/2016	Watkins	D4/101
D778,056 S *	2/2017	Wada	D4/101
D799,217 S *	10/2017	Massee	D4/101
D817,000 S *	5/2018	Sedic	D4/101
D824,677 S *	8/2018	Tseng	D4/101
D844,995 S *	4/2019	Wong	D4/101
D850,113 S *	6/2019	Sedic	D4/101
D874,830 S *	2/2020	Choi	D4/101
D912,989 S	3/2021	Albay et al.	
2017/0215568 A1 *	8/2017	Kim	A46B 9/045
2019/0358006 A1	11/2019	Arias Haber et al.	

(73) Assignee: **Braun GmbH**, Kronberg (DE)

(**) Term: **15 Years**

(21) Appl. No.: **29/756,523**

(22) Filed: **Oct. 29, 2020**

* cited by examiner

Related U.S. Application Data

(62) Division of application No. 29/693,802, filed on Jun. 5, 2019.

Primary Examiner — Karen E Eldridge Powers

(74) *Attorney, Agent, or Firm* — Vladimir Vitenberg

(30) **Foreign Application Priority Data**

Dec. 6, 2018 (WO) 970003857

(51) **LOC (13) Cl.** **28-03**

(52) **U.S. Cl.**
USPC **D4/101**

(58) **Field of Classification Search**
USPC D4/100, 101, 102, 104, 105, 106, 107,
D4/108, 109, 110, 111, 112, 113, 114,
D4/115, 116, 119, 130, 132, 133, 134,
D4/136, 137, 138, 199
CPC ... A46B 2200/1066; A46B 5/02; A61C 17/16;
A61C 17/22

See application file for complete search history.

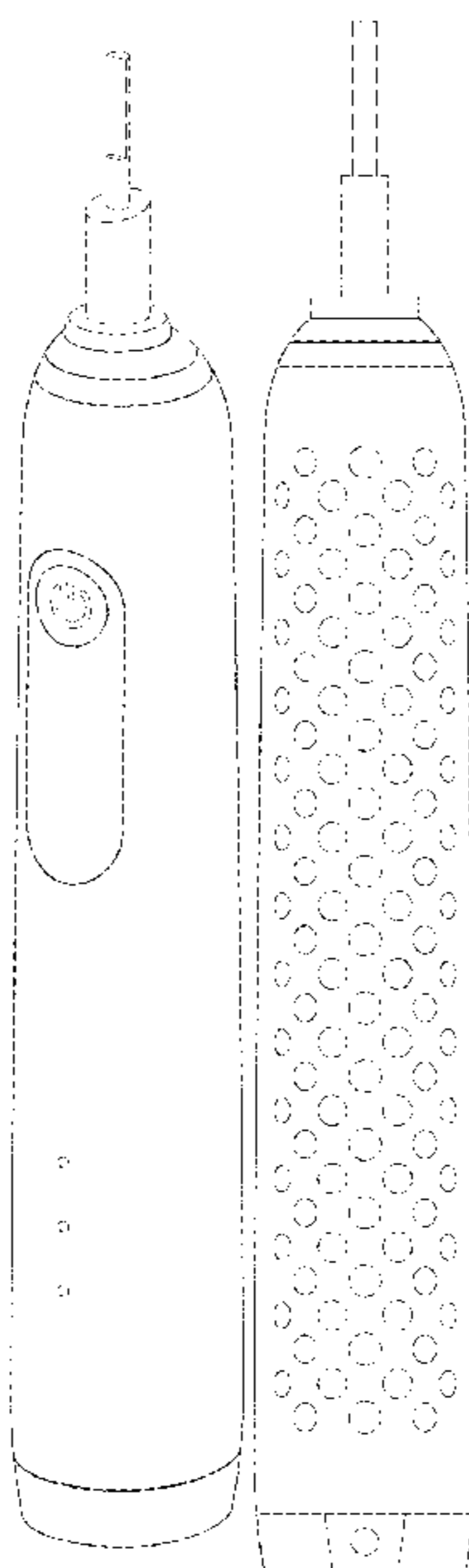
(57) **CLAIM**

The ornamental design for a handle for electric toothbrush, as shown and described.

DESCRIPTION

FIG. 1 is a perspective view of first embodiment of a handle for electric toothbrush;
FIG. 2 is a front view thereof;
FIG. 3 is a right-side view thereof;
FIG. 4 is a rear view thereof;
FIG. 5 is a left-side view thereof; and,
FIG. 6 is a top plan view thereof.
Broken lines are used in the drawings to designate environmental structures or parts of a handle for electric toothbrush that form no part of the claim.

1 Claim, 3 Drawing Sheets



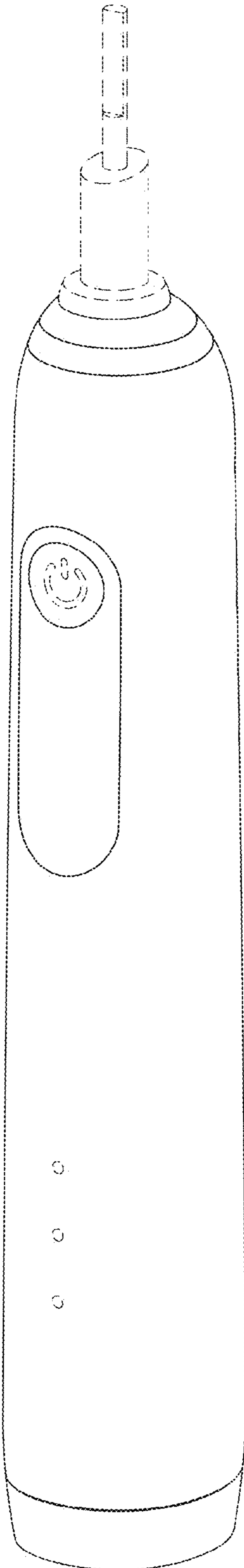


FIG. 1

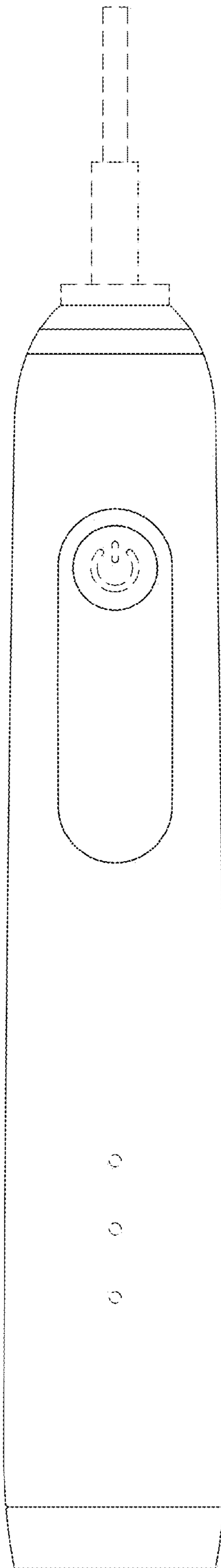


FIG. 2

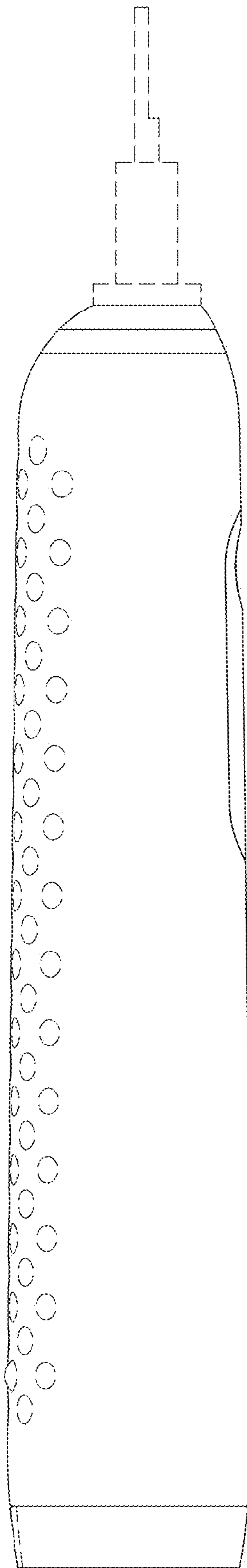


FIG. 3

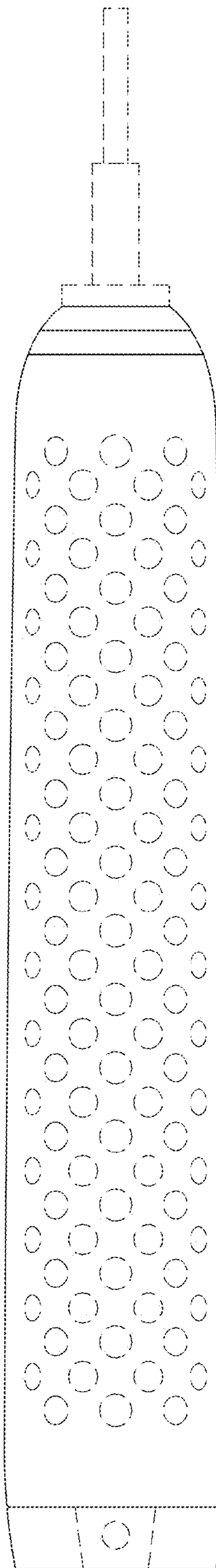


FIG. 4

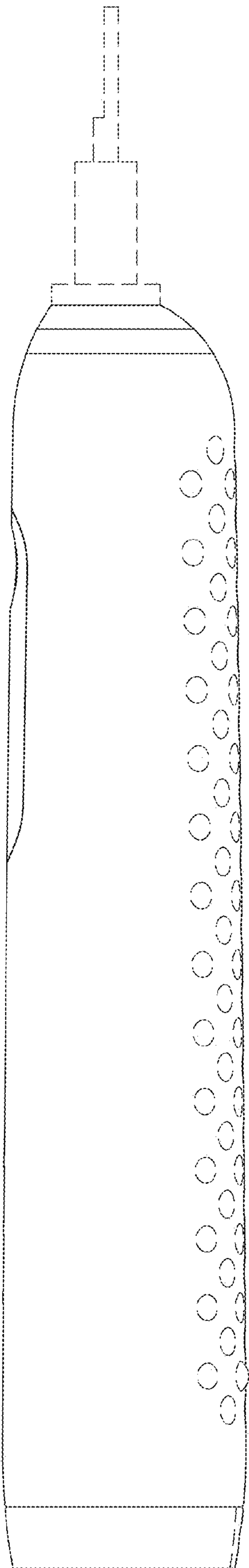


FIG. 5

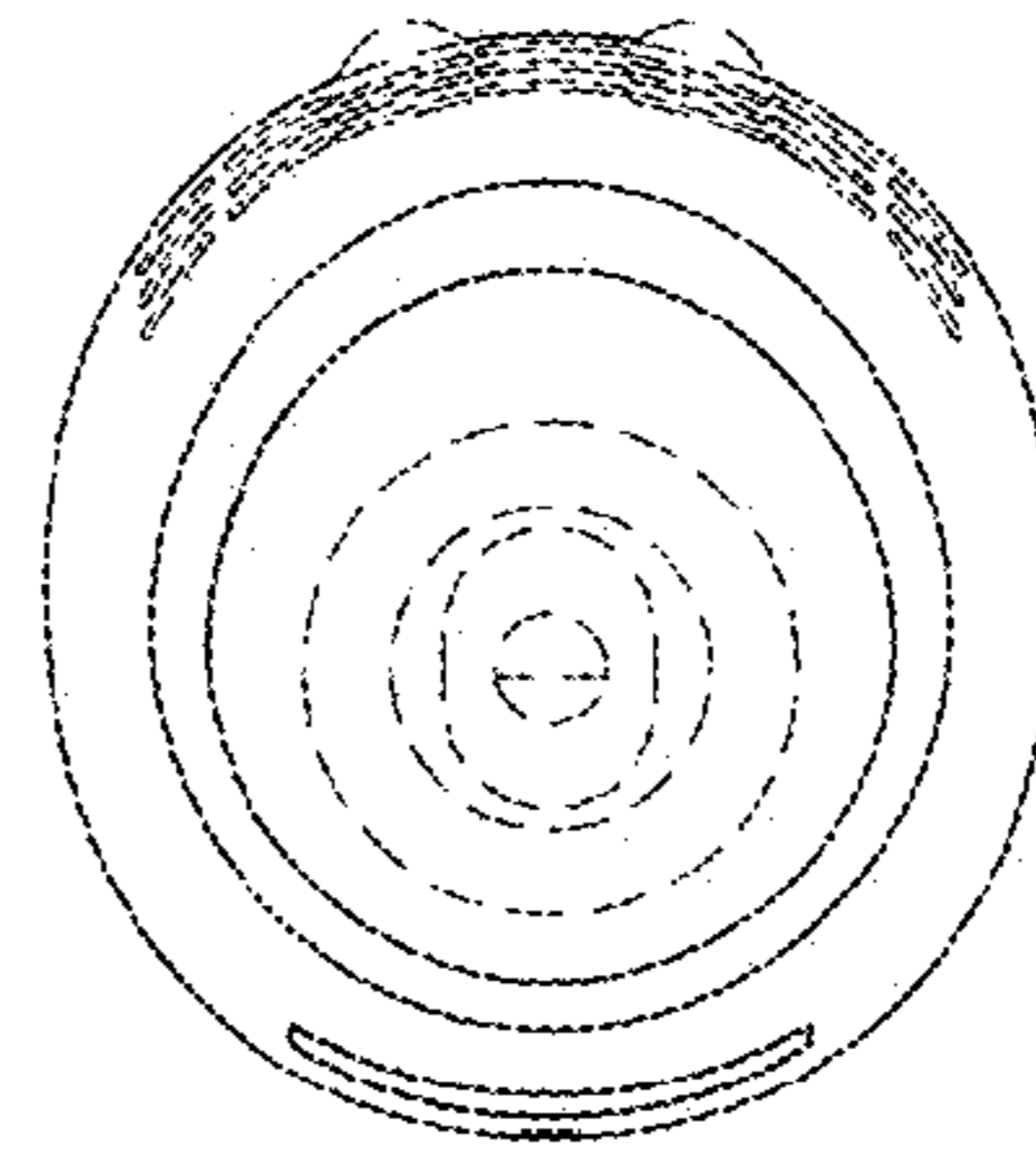


FIG. 6