



US00D930966S

(12) **United States Design Patent** (10) **Patent No.:** **US D930,966 S**
Baig et al. (45) **Date of Patent:** **** Sep. 21, 2021**

(54) **INSOLE**

(71) Applicant: **Reckitt Benckiser Health Limited**,
Slough (GB)

(72) Inventors: **Zakaria Baig**, Slough (GB); **Olga Dabrowska**, Slough (GB); **Daniel Edmondson**, Hull (GB); **Christian Generalis**, Hull (GB); **Samantha Louise Horrocks**, Hull (GB); **Dilan Fernando**, Colombo (LK); **Sahan Fernando**, Colombo (LK); **Rajeev Ganapathy**, Colombo (LK); **Habeebullah Iliyas**, Colombo (LK); **Sanuja Jayathilake**, Colombo (LK); **Christopher Nester**, Salford (GB); **Yasovarman Perinpanayagam**, Colombo (LK); **Ben Samarasinghe**, Colombo (LK); **Buddika Sandaruwan**, Colombo (LK); **Madusha De Silva**, Colombo (LK)

(73) Assignee: **Scholl's Wellness Company Limited**,
London (GB)

(**) Term: **15 Years**

(21) Appl. No.: **29/729,224**

(22) Filed: **Mar. 25, 2020**

(30) **Foreign Application Priority Data**

Sep. 26, 2019 (EM) 006934253-0001

(51) **LOC (13) Cl.** **02-04**

(52) **U.S. Cl.**
USPC **D2/961**

(58) **Field of Classification Search**
USPC D2/914, 916, 919, 923, 946, 947-960,
D2/961, 962, 976, 977

CPC A43B 17/00; A43B 17/003; A43B 17/006;
A43B 17/02; A43B 17/023; A43B 17/03;
A43B 17/08; A43B 17/14; A43B 13/00;
A43B 13/02; A43B 13/04; A43B 13/12;

A43B 13/14; A43B 13/20; A43B 13/24;
A43B 13/40; A43B 13/41; A43B 13/42;
A43B 11/007; A43B 11/008; A43B 11/02

See application file for complete search history.

(56) **References Cited**

U.S. PATENT DOCUMENTS

4,541,184 A * 9/1985 Leighton A43B 7/144
36/178
4,702,255 A * 10/1987 Schenkl A43B 7/141
36/145
D329,129 S * 9/1992 Brown D2/961
D517,291 S * 3/2006 Vasyli D2/961
D532,586 S * 11/2006 Birkenstock D2/961
D615,742 S * 5/2010 Vasyli D2/961
D640,864 S * 7/2011 Munkhammar D2/961

(Continued)

FOREIGN PATENT DOCUMENTS

CN 304036200 * 2/2017

Primary Examiner — Elizabeth J Oswecki

Assistant Examiner — Yelizaveta Y Masalimova

(74) *Attorney, Agent, or Firm* — Lowenstein Sandler LLP

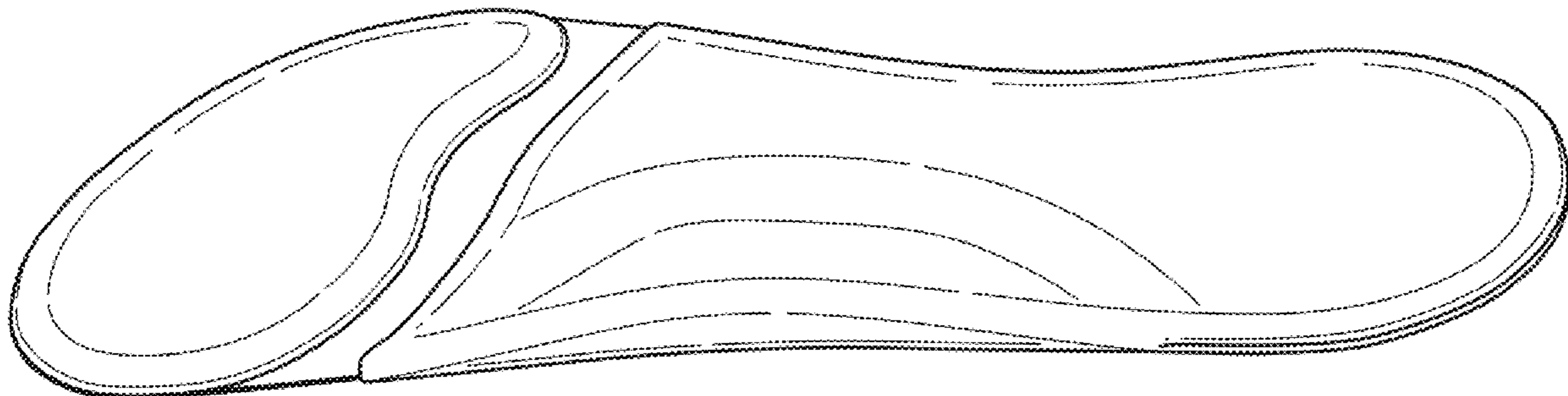
(57) **CLAIM**

The ornamental design for an insole, as shown and described.

DESCRIPTION

FIG. 1 is a perspective view of an insole showing our new design;
FIG. 2 is a front elevation view thereof;
FIG. 3 is a rear elevation view thereof;
FIG. 4 is a side elevation view thereof
FIG. 5 is an opposite side elevation view thereof;
FIG. 6 is a top plan view thereof; and,
FIG. 7 is a bottom plan view thereof.

1 Claim, 2 Drawing Sheets



(56)

References Cited

U.S. PATENT DOCUMENTS

D658,358	S *	5/2012	Polifroni	D2/961
D669,674	S *	10/2012	Vidal	D2/961
D718,026	S *	11/2014	Lee	D2/961
D721,880	S *	2/2015	Finn	D2/961
D736,510	S *	8/2015	Basile	D2/961
D753,908	S *	4/2016	Vasyli	D2/961
D791,456	S *	7/2017	Charlesworth	D2/961
D804,794	S *	12/2017	Charlesworth	D2/961
9,943,132	B1 *	4/2018	Tsai	A43B 7/144
D825,907	S *	8/2018	Fu	D2/961
D911,689	S *	3/2021	Clough	D2/961
2003/0061739	A1 *	4/2003	Polifroni	A43B 7/1445 36/91
2017/0295885	A1 *	10/2017	Stern	A43B 13/206
2018/0042336	A1 *	2/2018	Lan	A43B 7/142
2018/0084865	A1 *	3/2018	Tang	A43B 17/08
2020/0288811	A1 *	9/2020	Purcell	A43B 17/026
2021/0000218	A1 *	1/2021	Ophir	B29D 35/142

* cited by examiner

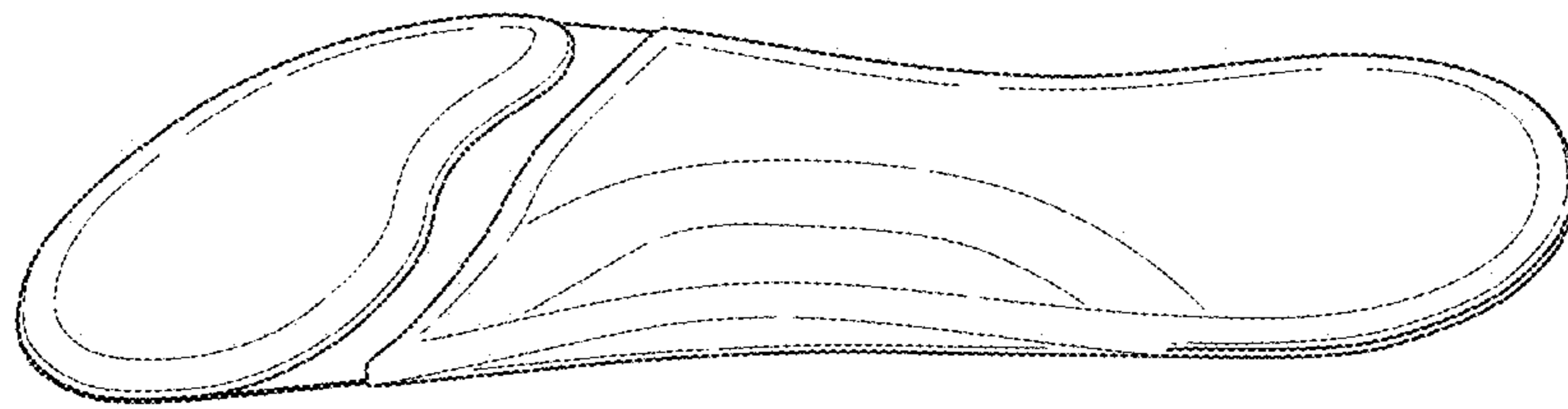


Fig. 1




Fig. 2




Fig. 3




Fig. 4

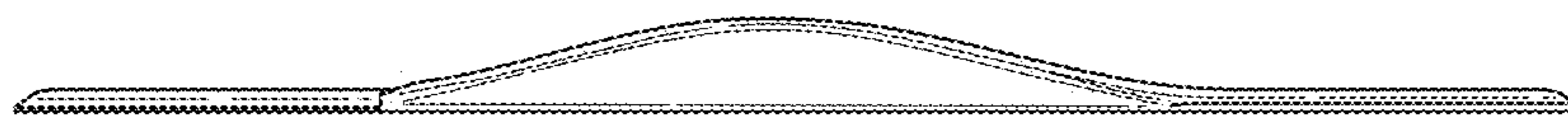


Fig. 5

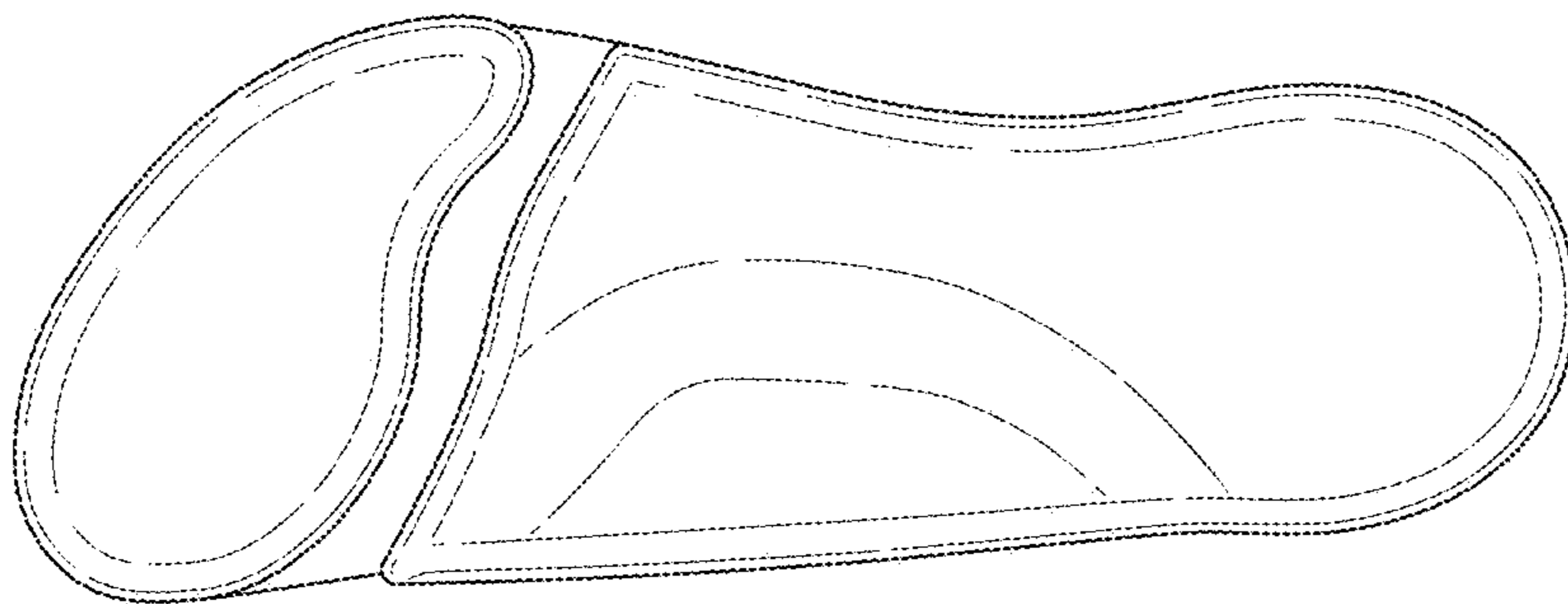


Fig. 6

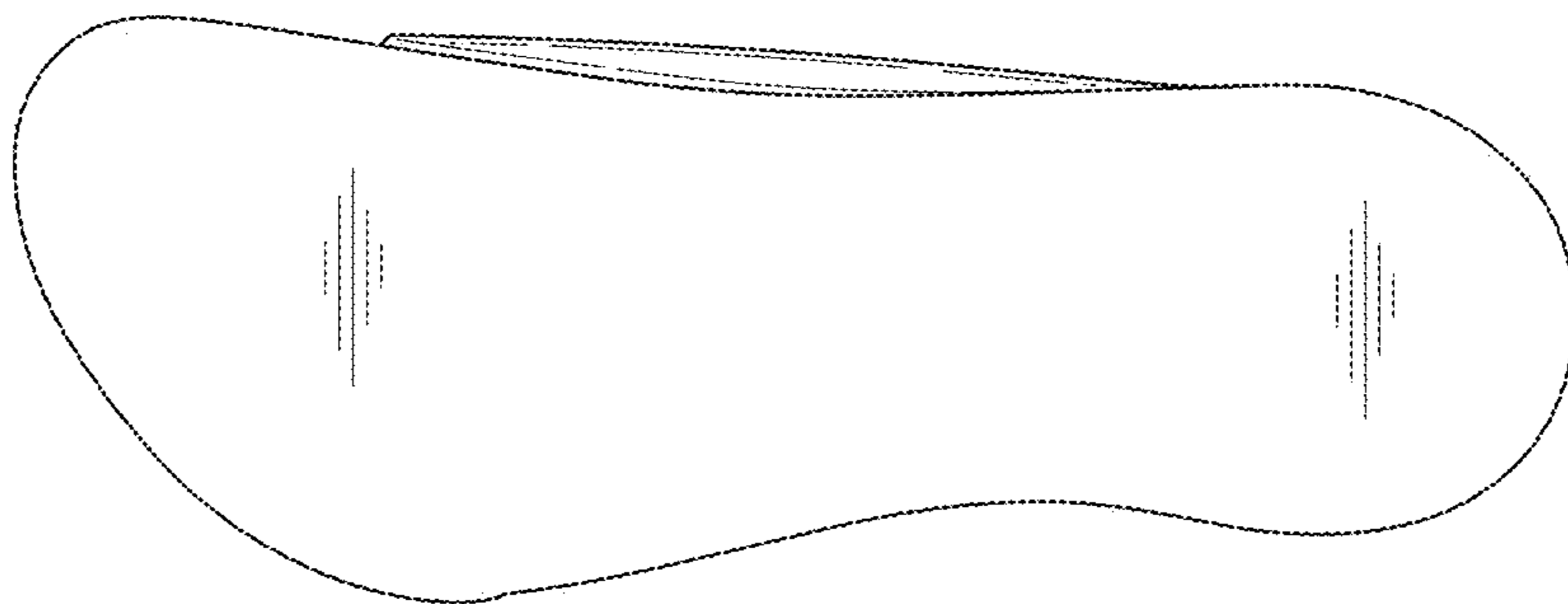


Fig. 7