



US00D930960S

(12) **United States Design Patent** (10) **Patent No.:** **US D930,960 S**
Bock et al. (45) **Date of Patent:** **** Sep. 21, 2021**

(54) **SHOE** 5,839,210 A 11/1998 Bernier et al.
5,955,667 A 9/1999 Fyfe
(71) Applicant: **PUMA SE**, Herzogenaurach (DE) 5,983,530 A 11/1999 Chou
(Continued)

(72) Inventors: **Markus Bock**, Herzogenaurach (DE);
Arnaud Redon, Nuremberg (DE)

(73) Assignee: **PUMA SE**, Herzogenaurach (DE)

(**) Term: **15 Years**

(21) Appl. No.: **29/758,796**

(22) Filed: **Nov. 18, 2020**

Related U.S. Application Data

(63) Continuation of application No. 29/678,764, filed on
Jan. 30, 2019, now Pat. No. Des. 906,657.

(51) **LOC (13) Cl.** **02-04**

(52) **U.S. Cl.**
USPC **D2/946**

(58) **Field of Classification Search**
USPC D2/944, 946, 961, 969, 978, 902, 907,
D2/908, 947, 949, 951, 955, 956, 962
CPC A43C 1/00; A43C 11/165; A43B 5/06;
A43B 5/10
See application file for complete search history.

(56) **References Cited**

U.S. PATENT DOCUMENTS

4,724,626 A 2/1988 Baggio
4,741,115 A 5/1988 Pozzobon
4,748,726 A 6/1988 Schoch
4,787,124 A 11/1988 Pozzobon et al.
4,922,634 A 5/1990 Seidel
4,961,544 A 10/1990 Bidoia
5,051,095 A 9/1991 Slenker
5,206,804 A 4/1993 Thies et al.
5,325,613 A 7/1994 Sussmann
5,724,265 A 3/1998 Hutchings

FOREIGN PATENT DOCUMENTS

CA 2500150 A1 9/2006
CN 201222723 Y 4/2009
(Continued)

OTHER PUBLICATIONS

Invitation to Pay Additional Fees and Communication Relating to
Results of Partial International Search Report from corresponding
PCT Application No. PCT/IB2020/058424 dated Dec. 8, 2020 (12
pages).

(Continued)

Primary Examiner — Kevin K Rudzinski

Assistant Examiner — Amber J Rabie

(74) *Attorney, Agent, or Firm* — Quarles & Brady LLP

(57) **CLAIM**

The ornamental design for a shoe, as shown and described.

DESCRIPTION

FIG. 1 is a top, right, and front perspective view of an
ornamental design for a shoe;
FIG. 2 is a front elevational view of the shoe of FIG. 1;
FIG. 3 is a rear elevational view of the shoe of FIG. 1;
FIG. 4 is a left side elevational view of the shoe of FIG. 1;
FIG. 5 is a right side elevational view of the shoe of FIG. 1;
FIG. 6 is a top plan view of the shoe of FIG. 1; and,
FIG. 7 is a bottom plan view of the shoe of FIG. 1.
The dash-dash-dash lines are included for the purpose of
illustrating portions of the shoe that form no part of the
claimed design.

1 Claim, 6 Drawing Sheets



(56)

References Cited

U.S. PATENT DOCUMENTS

2017/0215524 A1 8/2017 Rushbrook et al.
 2017/0265572 A1 9/2017 Beers et al.
 2017/0265574 A1 9/2017 Beers et al.
 2017/0265575 A1 9/2017 Beers et al.
 2017/0265576 A1 9/2017 Beers et al.
 2017/0265577 A1 9/2017 Schneider
 2017/0265578 A1 9/2017 Schneider
 2017/0265579 A1 9/2017 Schneider et al.
 2017/0265580 A1 9/2017 Schneider et al.
 2017/0265581 A1 9/2017 Chang
 2017/0265582 A1 9/2017 Walker et al.
 2017/0265583 A1 9/2017 Schneider et al.
 2017/0265584 A1 9/2017 Walker et al.
 2017/0265585 A1 9/2017 Orand
 2017/0265586 A1 9/2017 Schneider et al.
 2017/0265587 A1 9/2017 Walker et al.
 2017/0265588 A1 9/2017 Walker et al.
 2017/0265589 A1 9/2017 Walker et al.
 2017/0265591 A1 9/2017 Schneider
 2017/0265594 A1 9/2017 Walker et al.
 2017/0267485 A1 9/2017 Schneider et al.
 2017/0272008 A1 9/2017 Schneider
 2017/0295889 A1 10/2017 Beers
 2017/0303643 A1 10/2017 Converse et al.
 2017/0312161 A1 11/2017 Johnson et al.
 2017/0318908 A1 11/2017 Wyatt et al.
 2017/0332734 A1 11/2017 Orand
 2017/0332735 A1 11/2017 Orland et al.
 2017/0340049 A1 11/2017 Rice et al.
 2018/0020764 A1 1/2018 Walker
 2018/0110288 A1 4/2018 Hatfield et al.
 2018/0110294 A1 4/2018 Schneider et al.
 2018/0110298 A1 4/2018 Schneider et al.
 2018/0116326 A1 5/2018 Beers et al.
 2018/0125168 A1 5/2018 Beers et al.
 2018/0153260 A1 6/2018 Beers
 2018/0153263 A1 6/2018 Beers et al.
 2018/0199674 A1 7/2018 Walker et al.
 2018/0219403 A1 8/2018 Schneider
 2018/0228250 A1 8/2018 Beers et al.
 2018/0263340 A1 9/2018 Schneider et al.
 2018/0289110 A1 10/2018 Bock et al.
 2018/0310644 A1 11/2018 Poupyrev et al.
 2018/0310659 A1 11/2018 Poupyrev et al.
 2018/0310670 A1 11/2018 Rovekamp, Jr. et al.
 2018/0317609 A1 11/2018 Beers et al.
 2018/0342978 A1 11/2018 Joardar
 2018/0343977 A1 12/2018 Riccomini et al.
 2018/0368526 A1 12/2018 Bock et al.
 2018/0368528 A1 12/2018 Beers et al.
 2019/0246745 A1 8/2019 Bock et al.
 2019/0246746 A1 8/2019 Bock et al.
 2019/0246747 A1 8/2019 Bock et al.

FOREIGN PATENT DOCUMENTS

CN 202907266 U 4/2013
 CN 104822284 A 8/2015
 CN 105278768 A 1/2016
 DE 29817003 U1 3/1999
 DE 19833801 A1 2/2000
 DE 102005014709 A1 10/2006
 DE 102005036013 A1 2/2007
 DE 102005052903 A1 5/2007
 EP 2871994 A1 5/2015
 EP 3046434 A1 7/2016
 FR 2924577 A1 6/2009
 GB 2449722 A 12/2008
 JP 3005659 U 1/1995
 JP 2004267784 A 9/2004
 JP 2011519611 A 7/2011
 JP 5486203 B2 5/2014
 JP 2016530058 A 9/2016
 KR 100398822 B1 9/2003
 KR 20050122149 A 12/2005

WO 1998011797 A1 3/1998
 WO 2008033963 A2 3/2008
 WO 2009134858 A1 11/2009
 WO 2012109244 A1 8/2012
 WO 2014036374 A1 3/2014
 WO 2014082652 A1 6/2014
 WO 2015042216 A1 3/2015
 WO 2015160406 A1 10/2015
 WO 2015160768 A1 10/2015
 WO 2015160790 A1 10/2015
 WO 2015163982 A1 10/2015
 WO 2016057697 A1 4/2016
 WO 2016191115 A1 12/2016
 WO 2016191117 A1 12/2016
 WO 2016191123 A1 12/2016
 WO 2016195957 A1 12/2016
 WO 2016195965 A1 12/2016
 WO 2017059876 A1 4/2017
 WO 2017091769 A1 6/2017
 WO 2017092775 A1 6/2017
 WO 2017095945 A1 6/2017
 WO 2017158410 A1 9/2017
 WO 2017160534 A2 9/2017
 WO 2017160536 A2 9/2017
 WO 2017160558 A2 9/2017
 WO 2017160561 A2 9/2017
 WO 2017160563 A2 9/2017
 WO 2017160657 A2 9/2017
 WO 2017160708 A2 9/2017
 WO 2017160865 A1 9/2017
 WO 2017160866 A1 9/2017
 WO 2017160881 A1 9/2017
 WO 2017160969 A1 9/2017
 WO 2017161000 A2 9/2017
 WO 2017161014 A1 9/2017
 WO 2017161037 A1 9/2017
 WO 2017161044 A1 9/2017
 WO 2017164612 A1 9/2017
 WO 2017185160 A1 11/2017
 WO 2017189926 A1 11/2017
 WO 2017197627 A1 11/2017
 WO 2017091769 A8 1/2018
 WO 2018028380 A1 2/2018
 WO 2018028381 A1 2/2018
 WO 2018081260 A1 5/2018
 WO 2018094156 A1 5/2018
 WO 2018095500 A1 5/2018
 WO 2018095501 A1 5/2018
 WO 2018120085 A1 7/2018
 WO 2017161000 A3 8/2018
 WO 2018170148 A2 9/2018
 WO 2018170148 A3 11/2018
 WO 2018222805 A2 12/2018
 WO 2018222807 A2 12/2018
 WO 2018222836 A2 12/2018

OTHER PUBLICATIONS

Japanese Office Action from corresponding Japanese Patent Application No. 2019-525884, dated Aug. 25, 2020 (English translation included) (8 pages).
 First Office Action from corresponding Chinese Patent Application No. 201680091016 5, dated Oct. 22, 2020 (15 pages).
 Notice of Reasons for Refusal issued in Japanese Application No. 2018-524270, dated Dec. 3, 2019, 9 pages.
 Search Report by Registered Search Organization issued in Japanese Application No. 2018-524270, dated Nov. 27, 2019, 128 pages.
 International Search Report and Written Opinion of International Application No. PCT/IB2020/053777, dated Jun. 18, 2020, 12 pages.
 International Search Report and Written Opinion of International Application No. PCT/IB2020/053778, dated Jun. 18, 2020, 14 pages.
 International Search Report of International Application No. PCT/EP2016/001968, dated Jul. 31, 2017, 6 pages.
 Written Opinion of International Application No. PCT/EP2016/001968, dated Jul. 31, 2017, 6 pages.

(56)

References Cited

OTHER PUBLICATIONS

International Preliminary Report on Patentability (Form IPEA/409) of International Application No. PCT/EP2016/001968, dated Jan. 9, 2019, 31 pages.

International Search Report of International Application No. PCT/EP2016/001967, dated Jul. 26, 2017, 7 pages.

Written Opinion of International Application No. PCT/EP2016/001967, dated Jul. 26, 2017, 6 pages.

International Preliminary Report on Patentability (Form IPEA/409) of International Application No. PCT/EP2016/001967, dated Jan. 4, 2019, 23 pages.

Andrew Liszewski: "A Self-Adjusting Smart Bell: Yes, It's Come to This", Jan. 4, 2015 (Jan. 4, 2015), Retrieved from the Internet: URL: <https://gixmodo.com/the-only-gdget-the-world-really-needs-is-a-self-adjust-1677432880> [retrieved on May 16, 2019], 3 pages.

International Search Report of International Application No. PCT/EP2015/001963, dated Aug. 9, 2016, 5 pages.

* cited by examiner

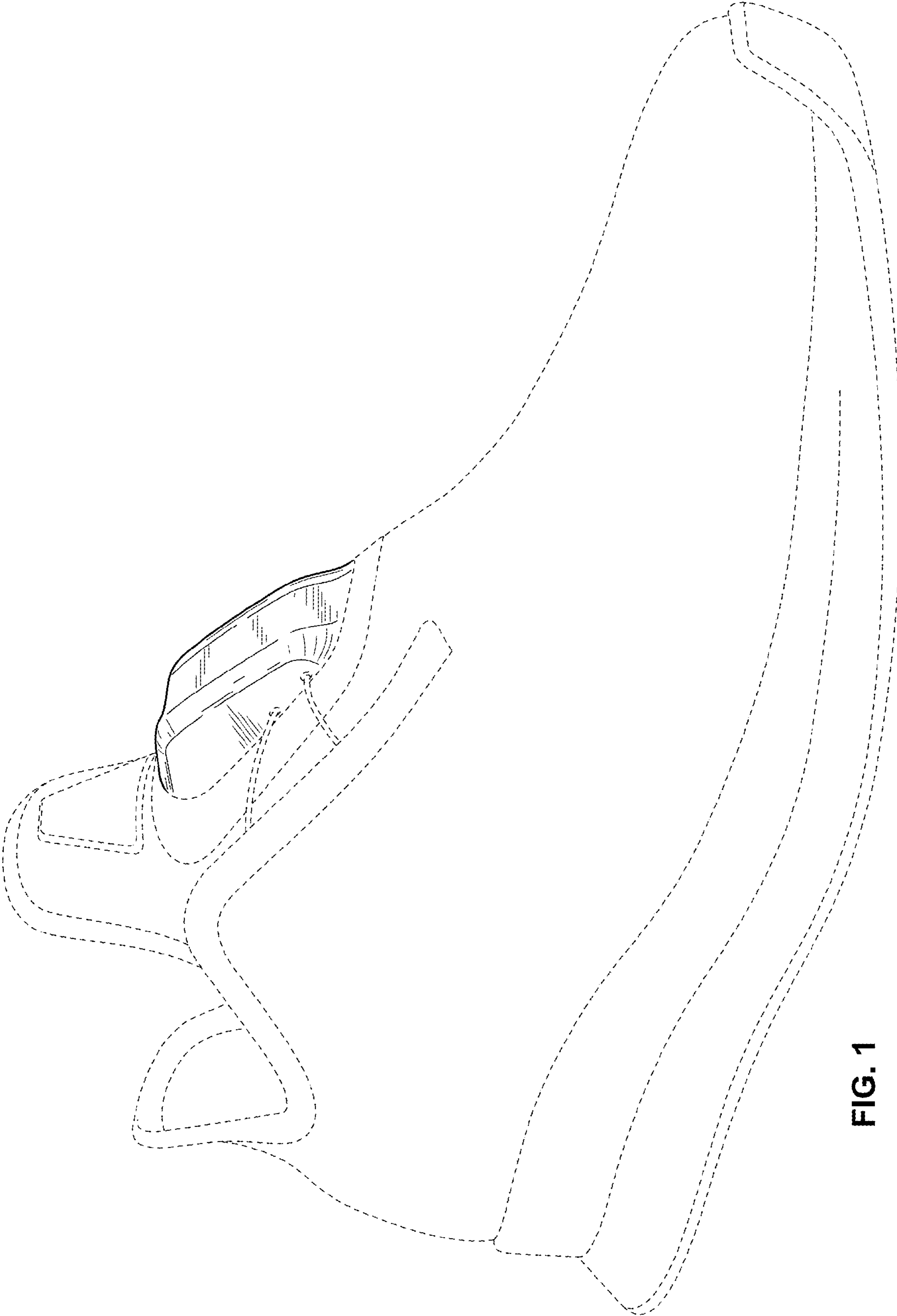


FIG. 1

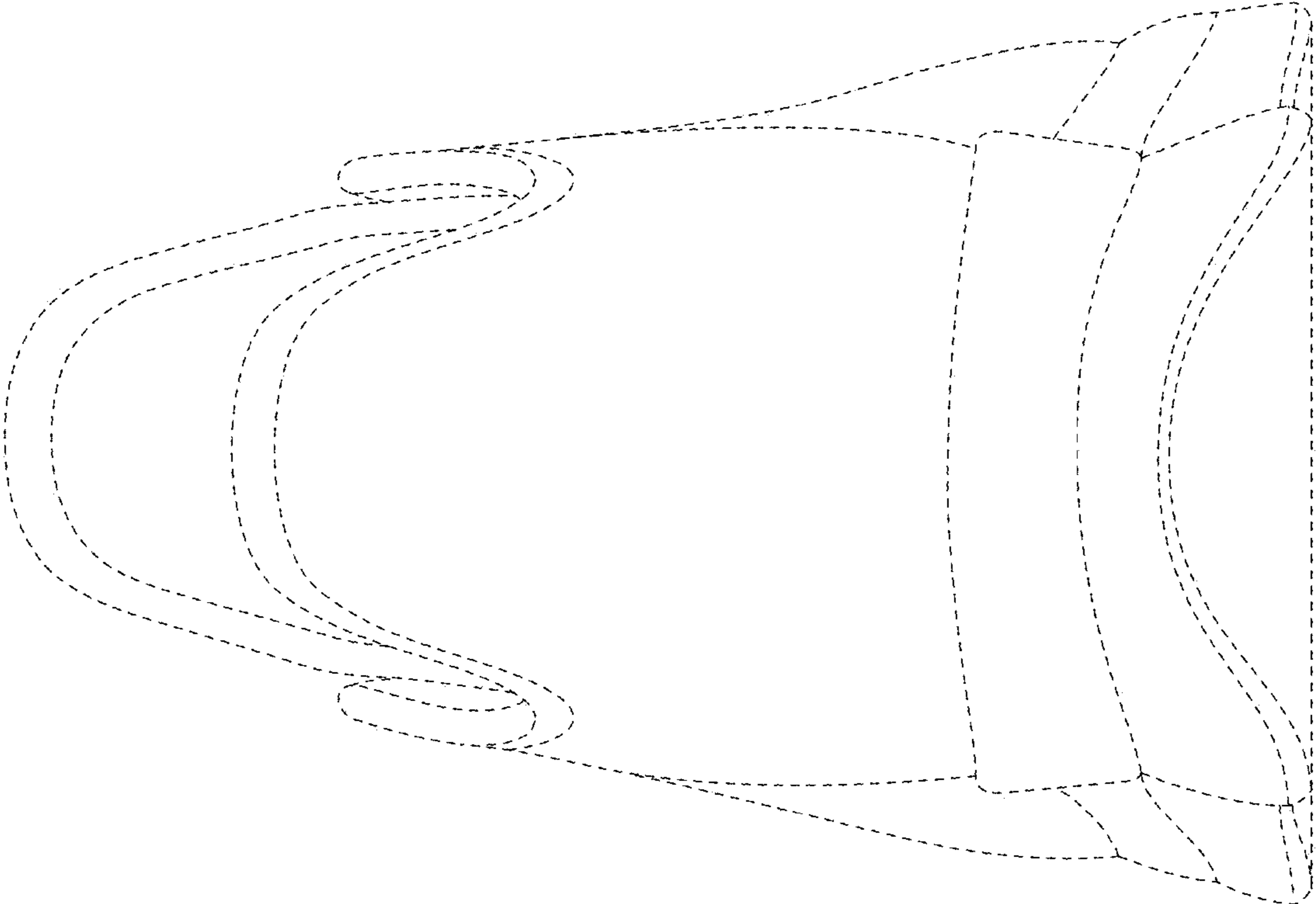


FIG. 3

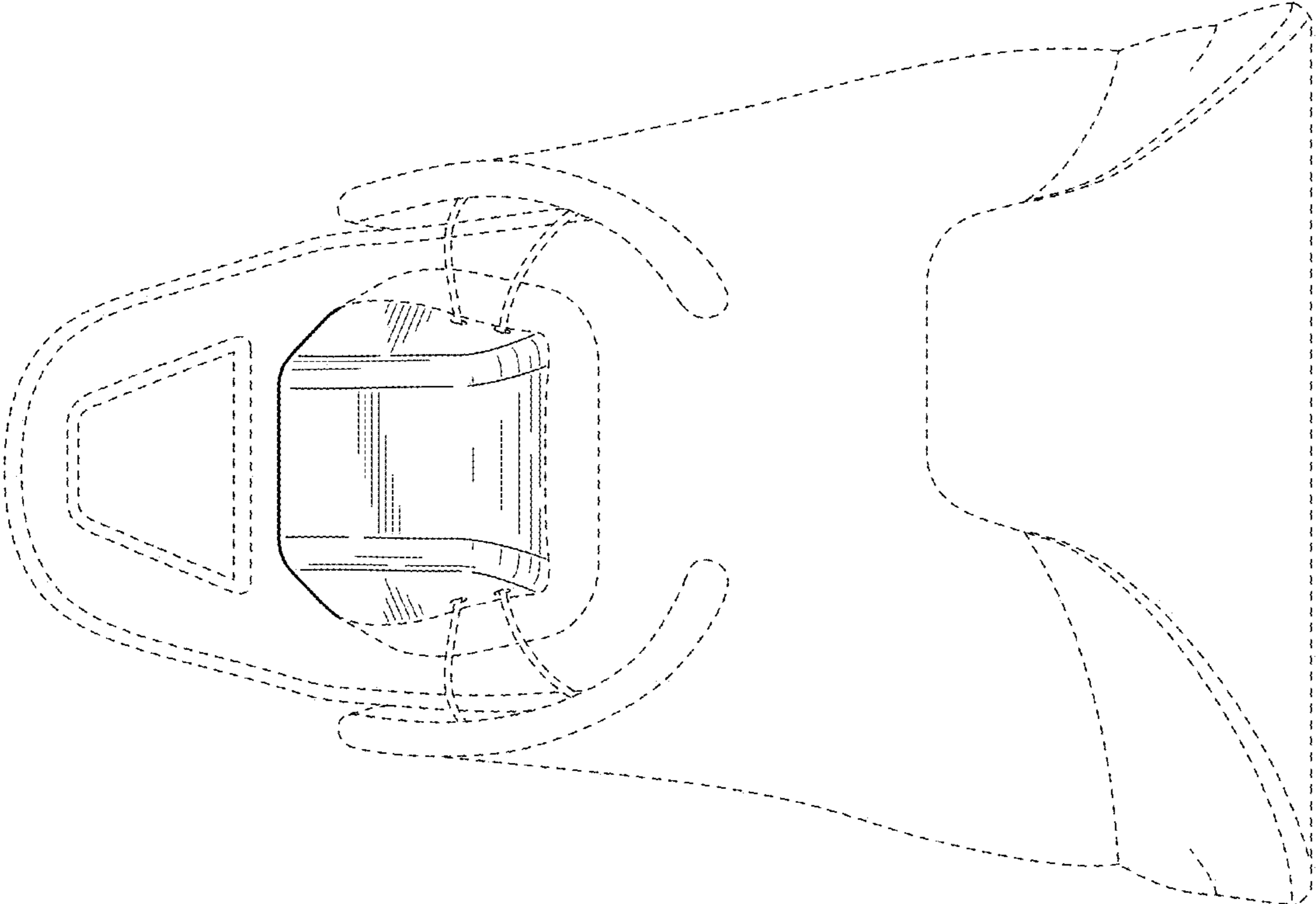


FIG. 2

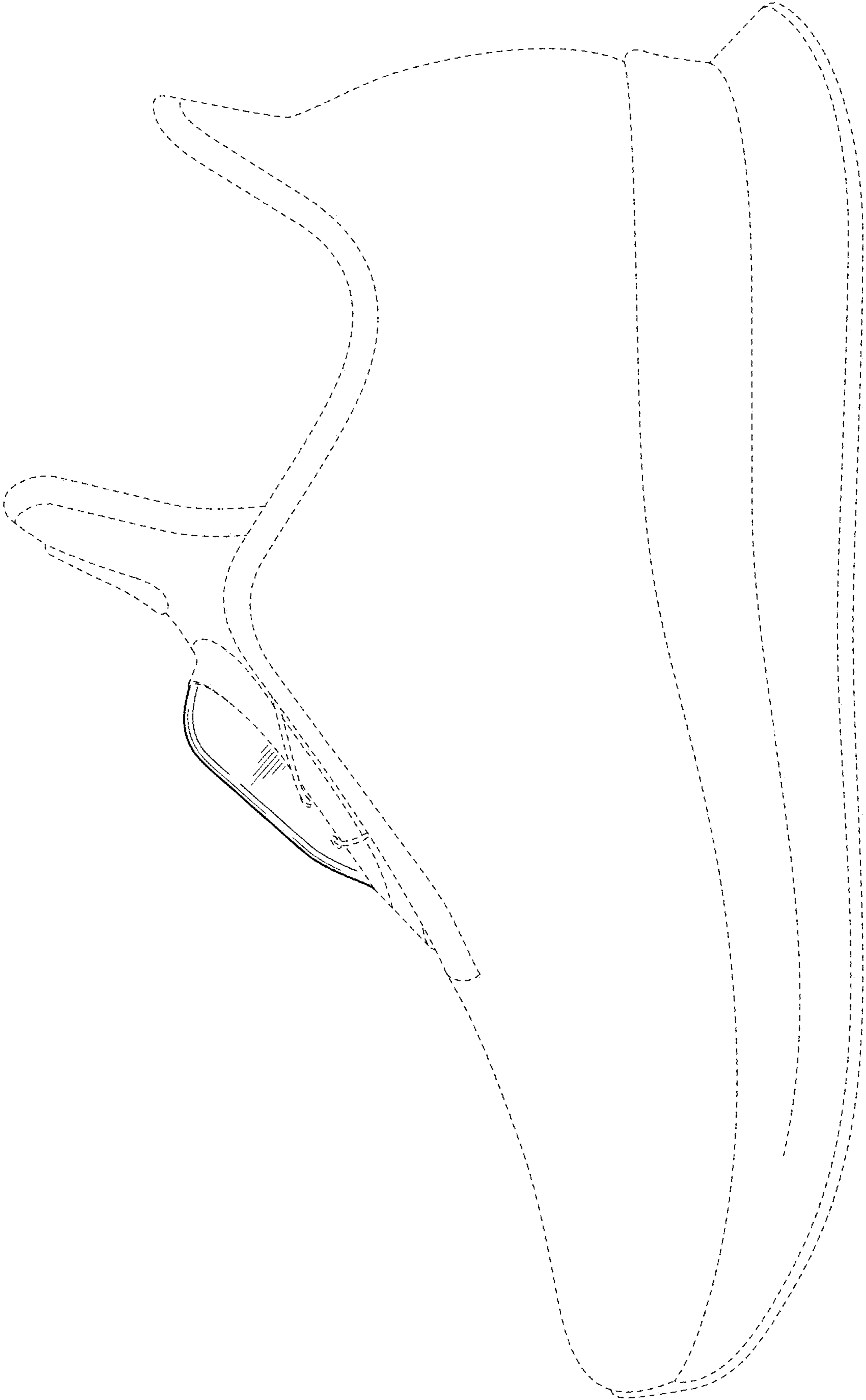


FIG. 4

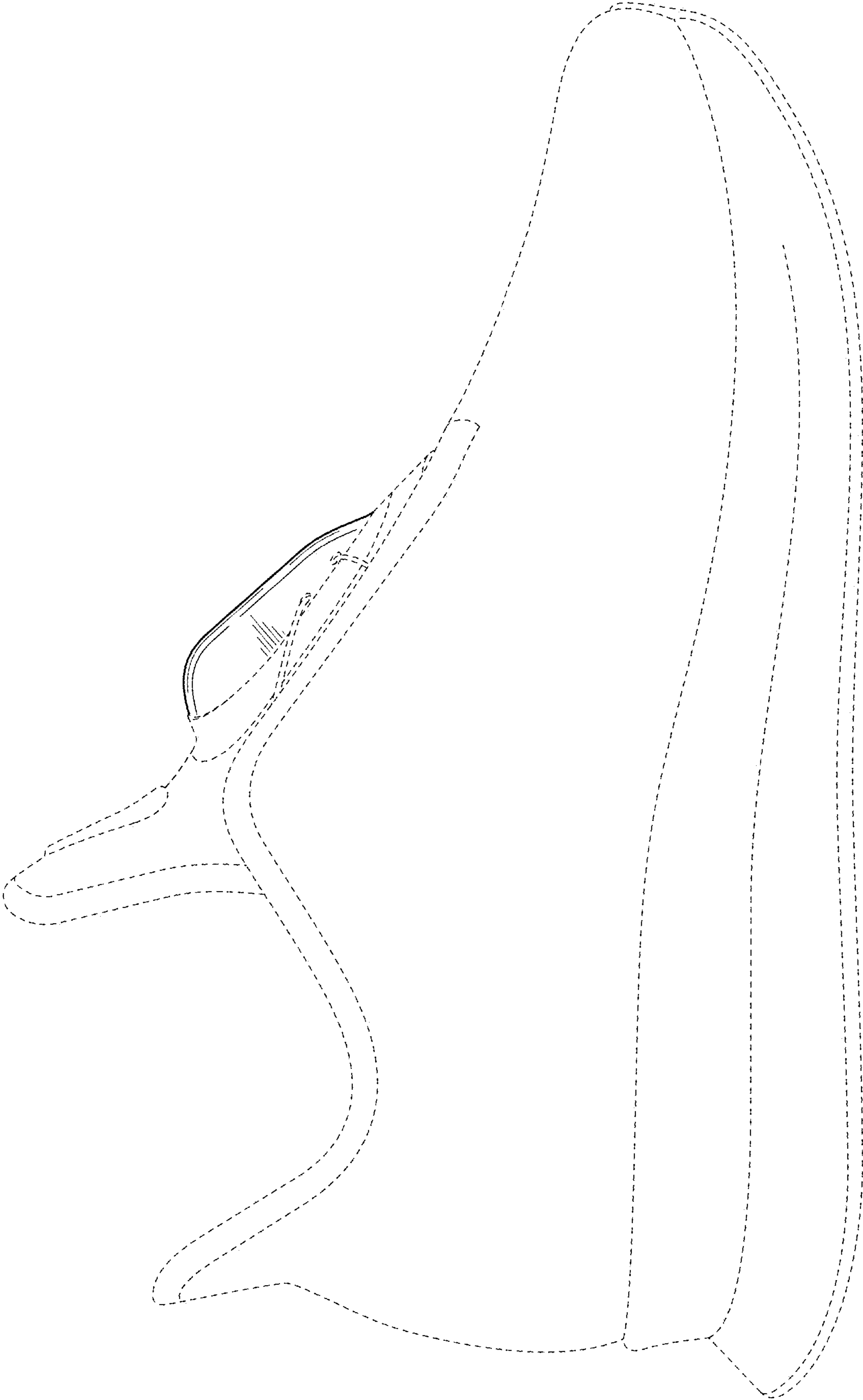


FIG. 5

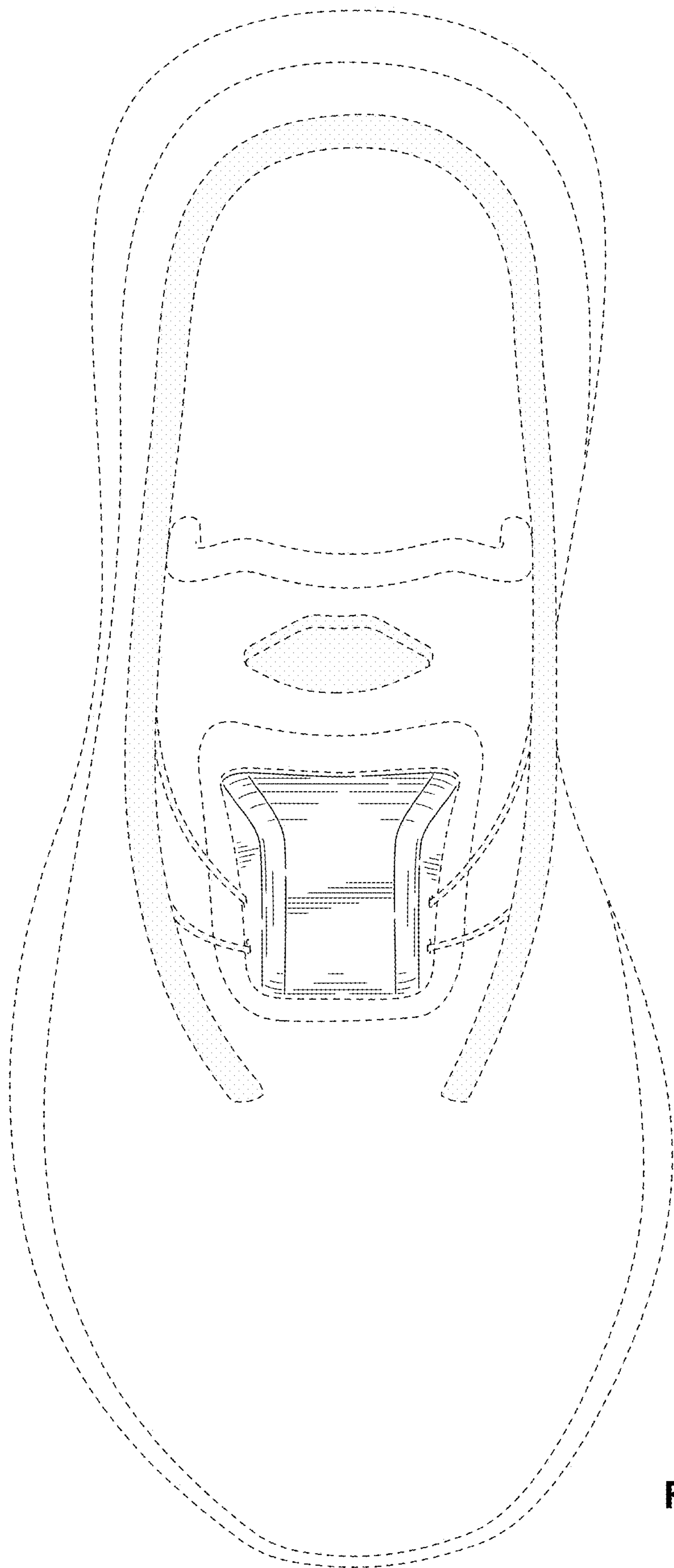


FIG. 6

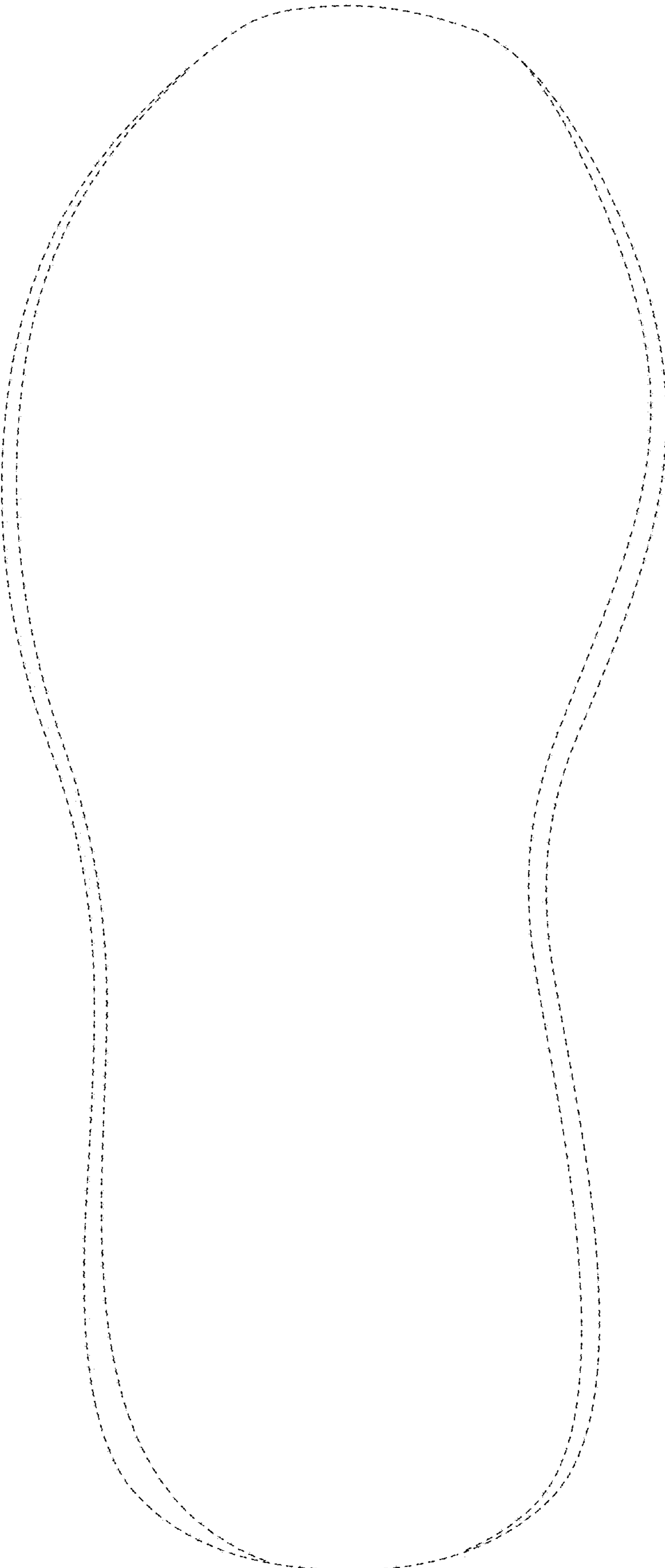


FIG. 7