



US00D930891S

(12) **United States Design Patent**
Siuvatti

(10) **Patent No.:** **US D930,891 S**

(45) **Date of Patent:** **** Sep. 14, 2021**

(54) **LIGHT DIFFUSER**

(71) Applicant: **LEDIL OY**, Salo (FI)

(72) Inventor: **Arsi Siuvatti**, Salo (FI)

(73) Assignee: **LEDIL OY**, Salo (FI)

(**) Term: **15 Years**

(21) Appl. No.: **29/691,707**

(22) Filed: **May 17, 2019**

(30) **Foreign Application Priority Data**

Nov. 22, 2018 (EM) 005831724-0001

(51) **LOC (13) Cl.** **26-05**

(52) **U.S. Cl.**
USPC **D26/122**

(58) **Field of Classification Search**
USPC D26/24, 105, 107, 108, 112, 113, 118,
D26/119, 122, 123, 133, 134; D16/237,
D16/241, 250

CPC . F21V 3/00; F21V 3/049; F21V 3/061; F21V
3/062; F21V 3/0615; F21V 3/0625; F21V
7/00; F21V 7/005; F21V 7/041; F21V
7/043; F21V 7/0008; F21V 7/091; F21V
11/00; F21V 11/02; F21V 1/00; F21V
1/04; F21V 1/06; F21V 5/00; F21V 5/007
See application file for complete search history.

(56) **References Cited**

U.S. PATENT DOCUMENTS

D569,543 S * 5/2008 Toda D26/122
D629,961 S * 12/2010 Little, Jr. D26/120

D631,597 S * 1/2011 Kong D26/113
D646,015 S * 9/2011 Chiang D26/122
D822,887 S * 7/2018 Laakkio D26/122
D853,018 S * 7/2019 Chen D26/120
D869,064 S * 12/2019 Chen D26/120
D877,968 S * 3/2020 Santoro D26/124
D882,157 S * 4/2020 Laakkio D26/120
D882,158 S * 4/2020 Laakkio D26/120
D882,159 S * 4/2020 Laakkio D26/120
D887,626 S * 6/2020 Zou D26/120
2018/0266652 A1 * 9/2018 Dedick F21V 13/12

* cited by examiner

Primary Examiner — Wan Laymon

Assistant Examiner — Clint A Samuel

(74) *Attorney, Agent, or Firm* — Nixon & Vanderhye

(57) **CLAIM**

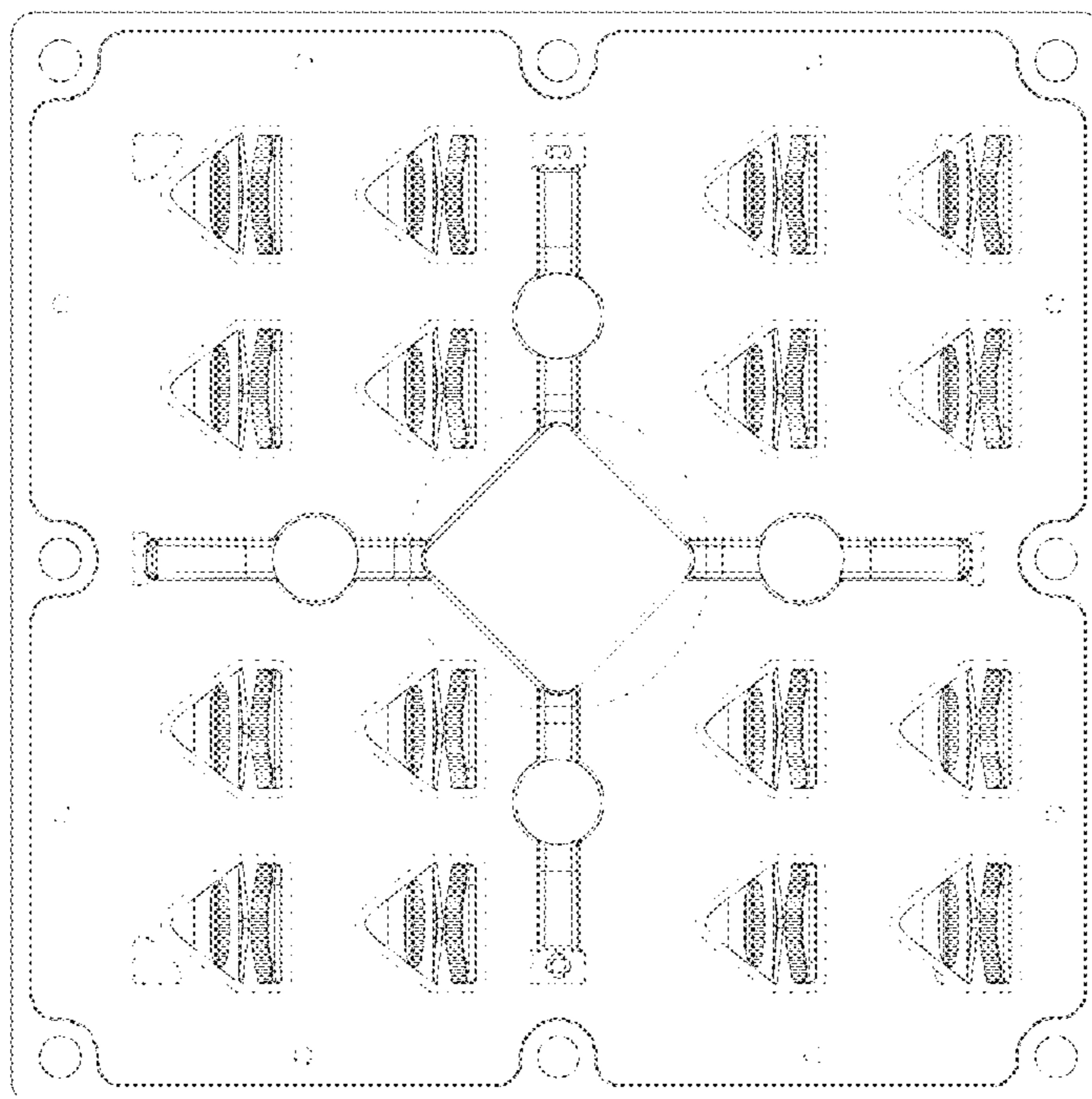
The ornamental design for a light diffuser, as shown and described.

DESCRIPTION

FIG. 1 is a bottom plan view of a light diffuser showing the new design;
FIG. 2 is a top, front, and left side perspective view thereof;
FIG. 3 is a bottom perspective view thereof;
FIG. 4 is a front elevation view thereof;
FIG. 5 is a left side elevation view thereof;
FIG. 6 is a right side elevation view thereof;
FIG. 7 is a rear elevation view thereof; and,
FIG. 8 is a top plan view thereof.

The broken lines shown in the drawings illustrate portions of the light diffuser that form no part of the claimed design.

1 Claim, 8 Drawing Sheets



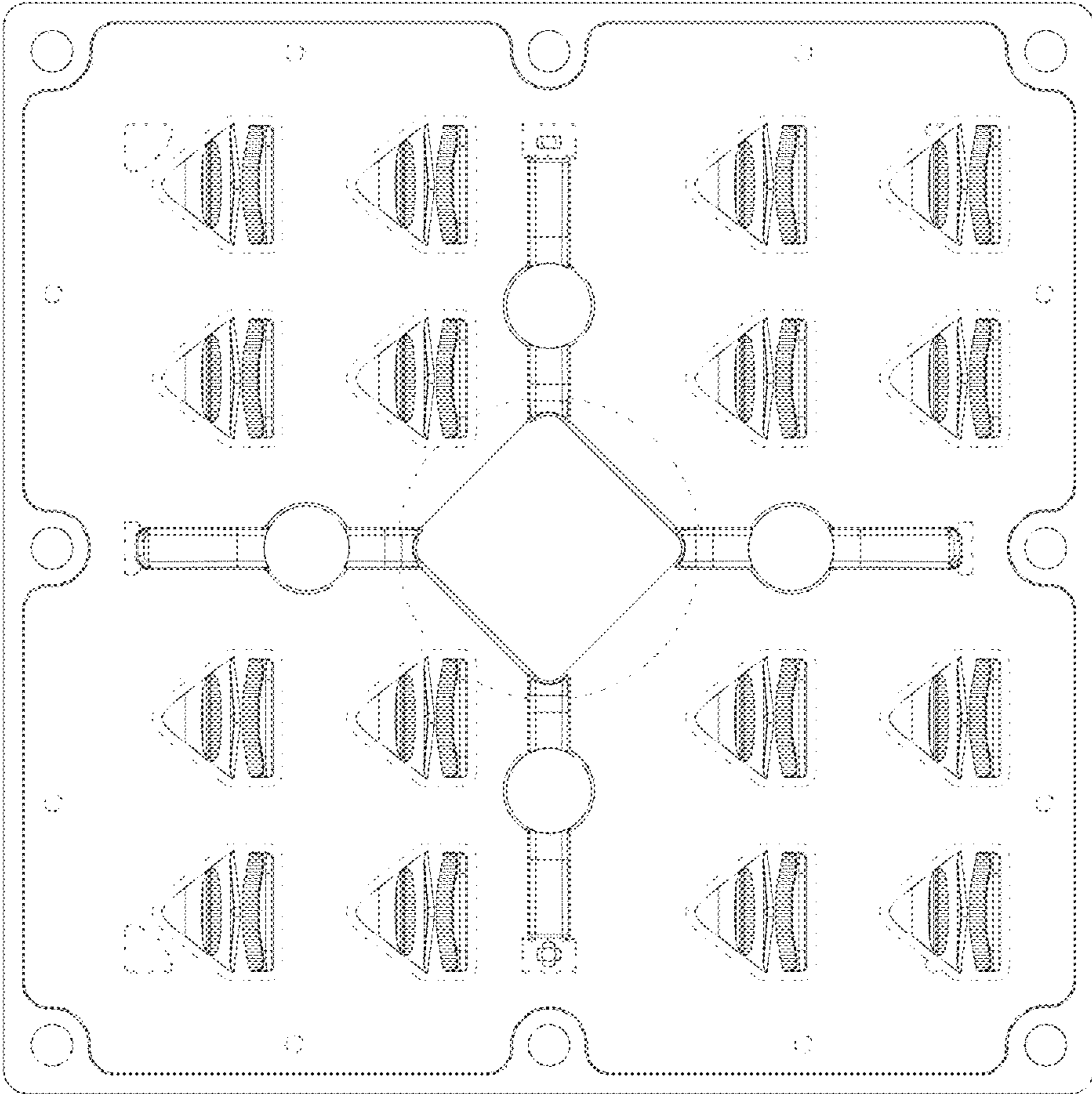


FIGURE 1

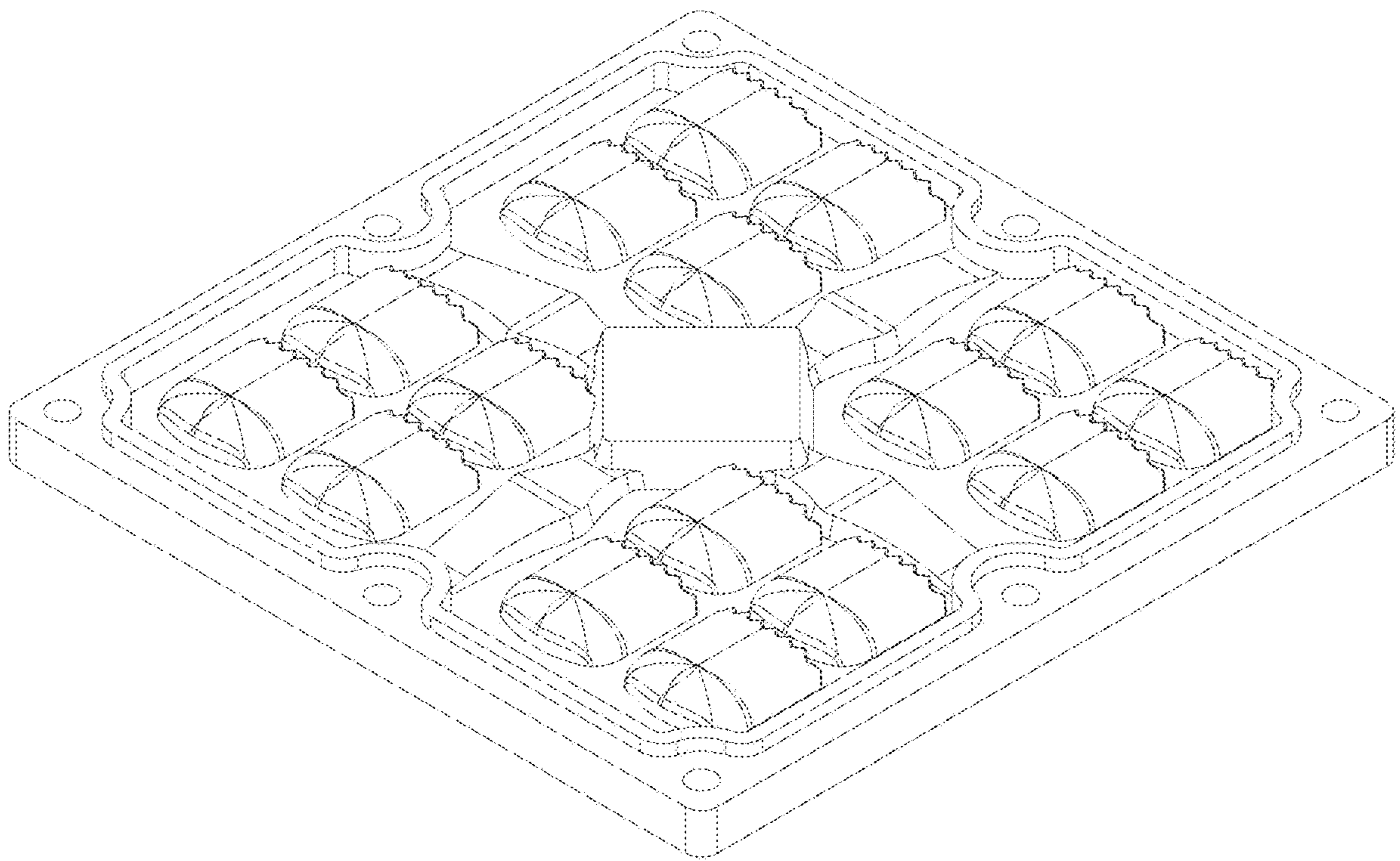


FIGURE 2

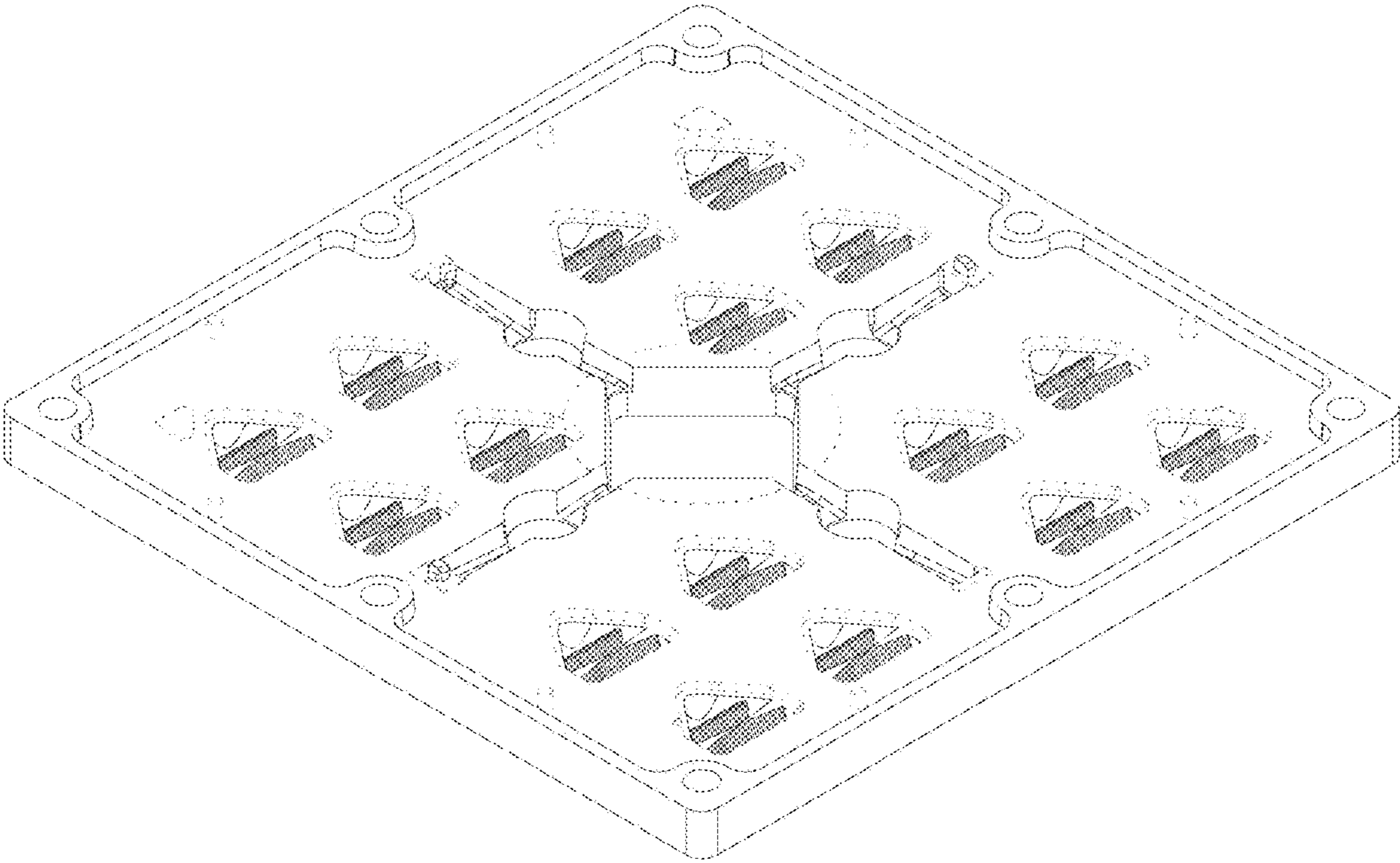


FIGURE 3




FIGURE 4



FIGURE 5



FIGURE 6

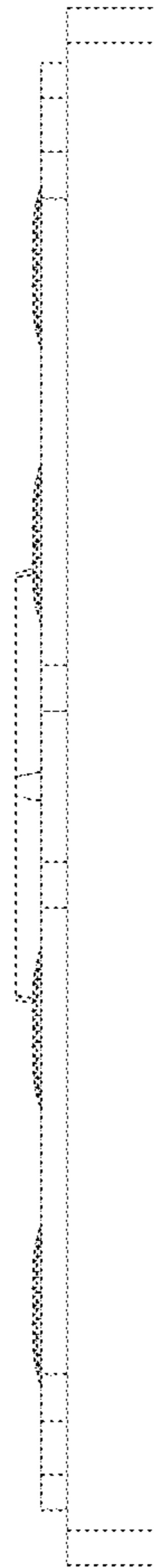


FIGURE 7

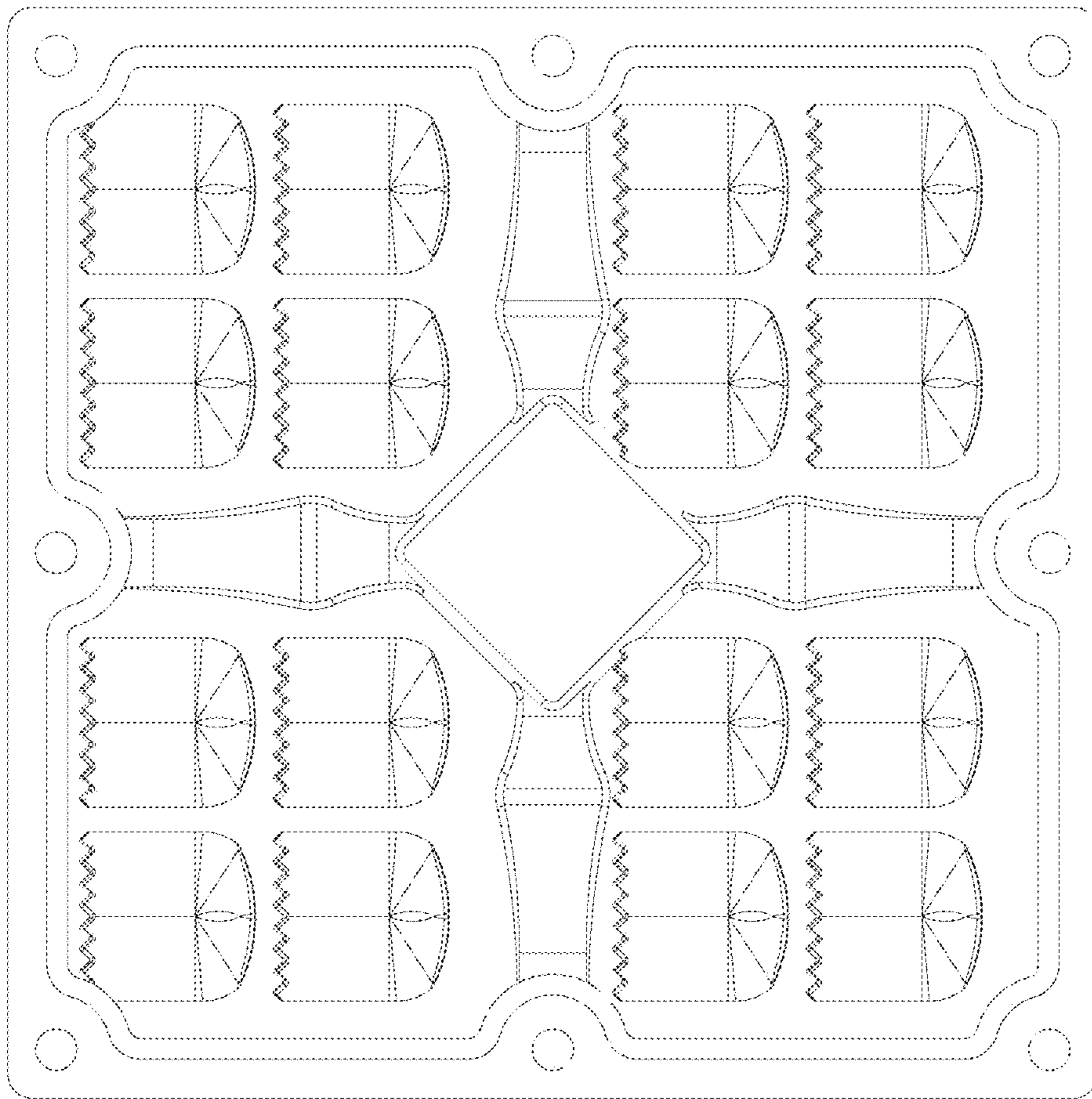


FIGURE 8