



US00D930888S

(12) **United States Design Patent** (10) **Patent No.:** **US D930,888 S**  
**Sonneman** (45) **Date of Patent:** **\*\* Sep. 14, 2021**

(54) **LIGHT FIXTURE**  
(71) Applicant: **Contemporary Visions, LLC**,  
Larchmont, NY (US)  
(72) Inventor: **Robert A. Sonneman**, Mamaroneck,  
NY (US)  
(73) Assignee: **CONTEMPORARY VISIONS, LLC**,  
Larchmont, NY (US)  
(\*\*) Term: **15 Years**  
(21) Appl. No.: **29/652,853**  
(22) Filed: **Dec. 16, 2020**  
(51) **LOC (13) Cl.** ..... **26-03**  
(52) **U.S. Cl.**  
USPC ..... **D26/113**  
(58) **Field of Classification Search**  
USPC ..... D26/153, 113, 141, 138, 63, 76, 106,  
D26/108, 109  
CPC . F21S 6/002; F21V 1/00; F21V 21/02; F21W  
2131/30  
See application file for complete search history.

D502,565 S \* 3/2005 Hetfield ..... D26/76  
D612,978 S \* 3/2010 Uribe ..... D26/138  
D855,230 S \* 7/2019 Zhang ..... D26/63  
D877,963 S \* 3/2020 Cinier ..... D26/106  
D898,981 S \* 10/2020 Liu ..... D26/108  
D900,378 S \* 10/2020 Peng ..... D26/108  
D905,328 S \* 12/2020 Velez ..... D26/154

\* cited by examiner

*Primary Examiner* — Brian N. Vinson  
(74) *Attorney, Agent, or Firm* — Gottlieb, Rackman &  
Reisman, PC

(57) **CLAIM**

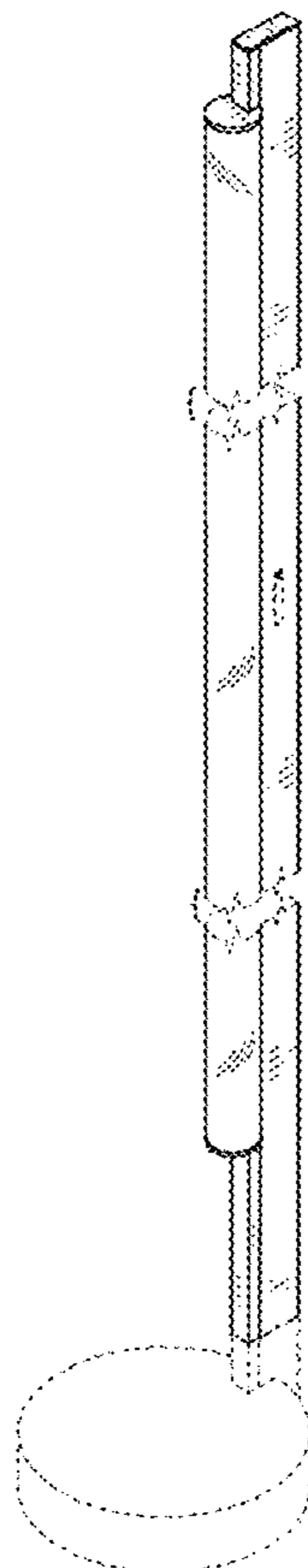
The ornamental design for a light fixture, as shown and described.

**DESCRIPTION**

FIG. 1 is a perspective view of a light fixture showing my new design;  
FIG. 2 is a first side elevational view thereof;  
FIG. 3 is a second side elevational view thereof;  
FIG. 4 is a third side elevational view thereof;  
FIG. 5 is a fourth side elevational view thereof;  
FIG. 6 is a top plan view thereof; and,  
FIG. 7 is a bottom plan view thereof.  
The broken lines shown in the drawings are included for the purpose of illustrating elements of the light fixture and form no part of the claimed design.

(56) **References Cited**  
U.S. PATENT DOCUMENTS  
D295,329 S \* 4/1988 Roos ..... D26/104  
D498,324 S \* 11/2004 Dolan ..... D26/106

**1 Claim, 4 Drawing Sheets**



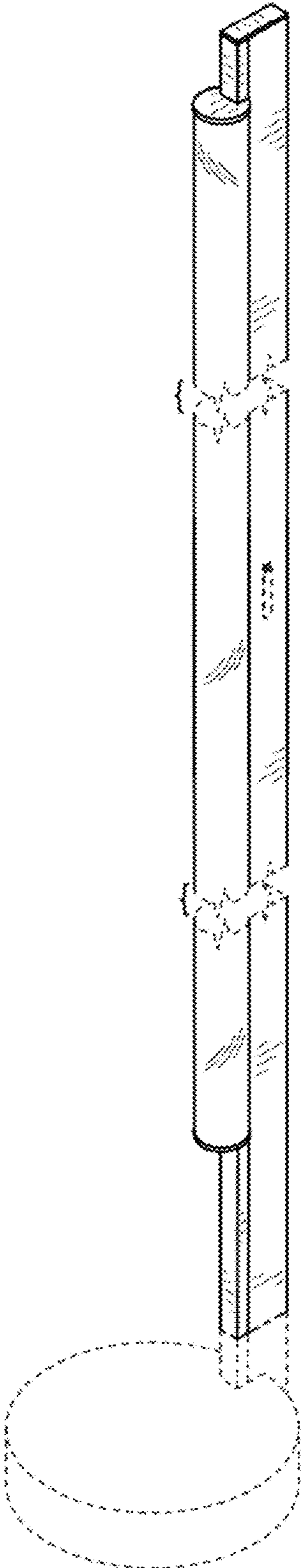


FIG. 1

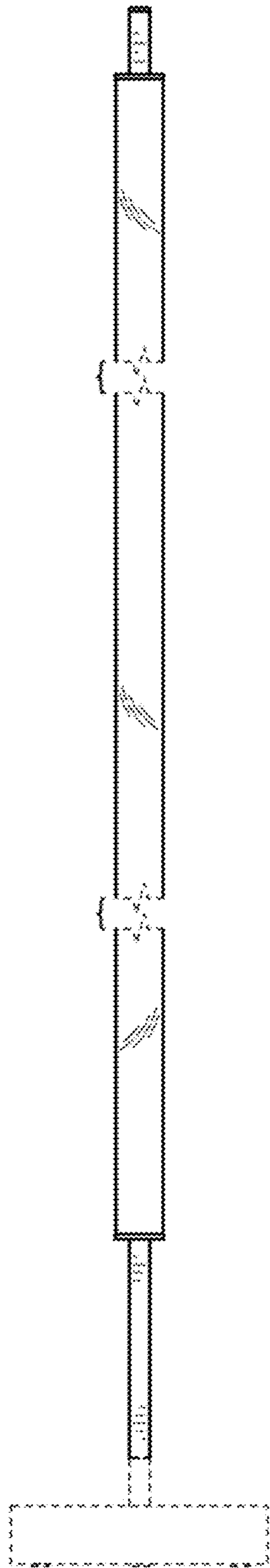


FIG. 2

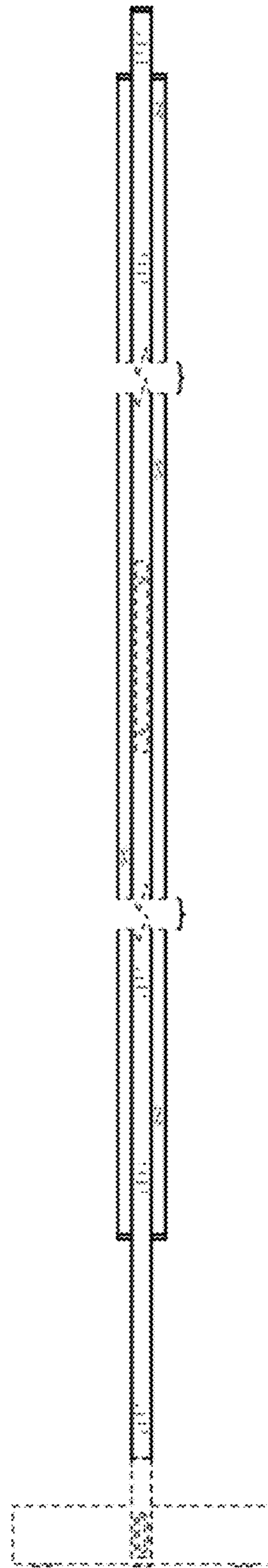


FIG. 3

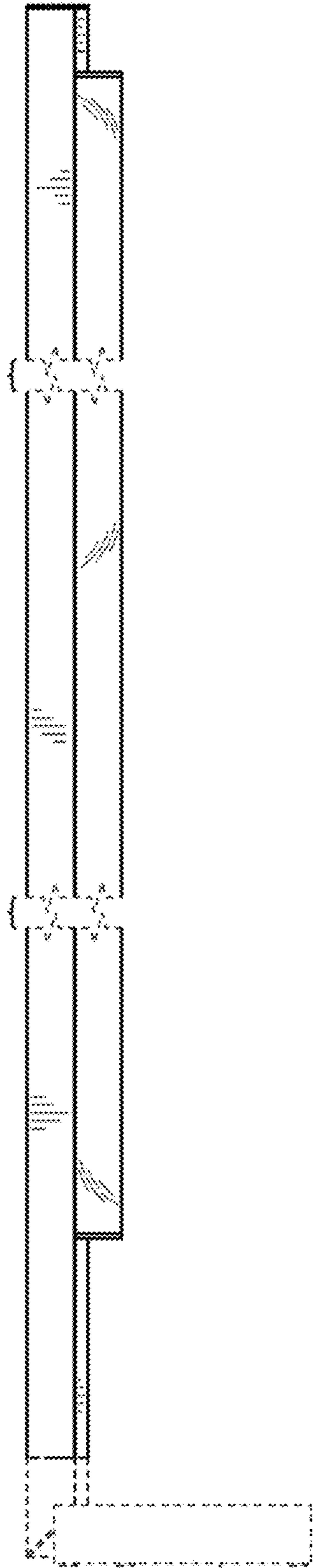


FIG. 4

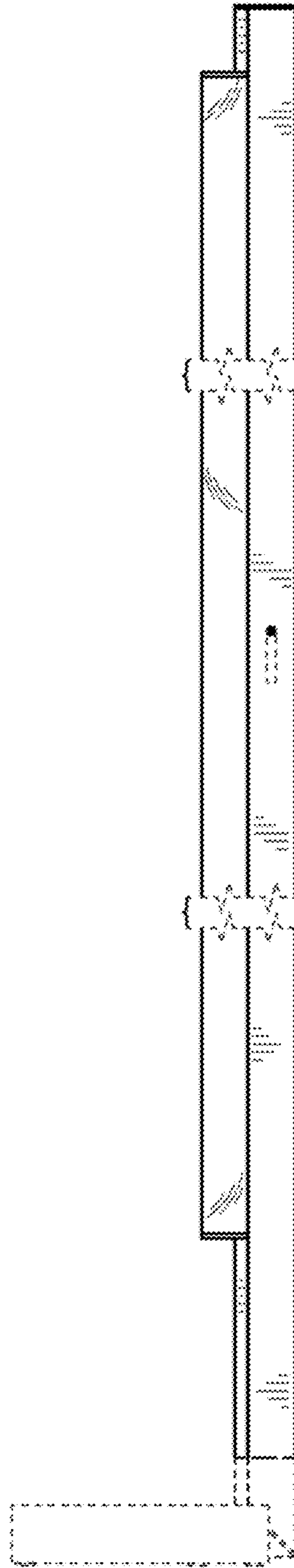


FIG. 5

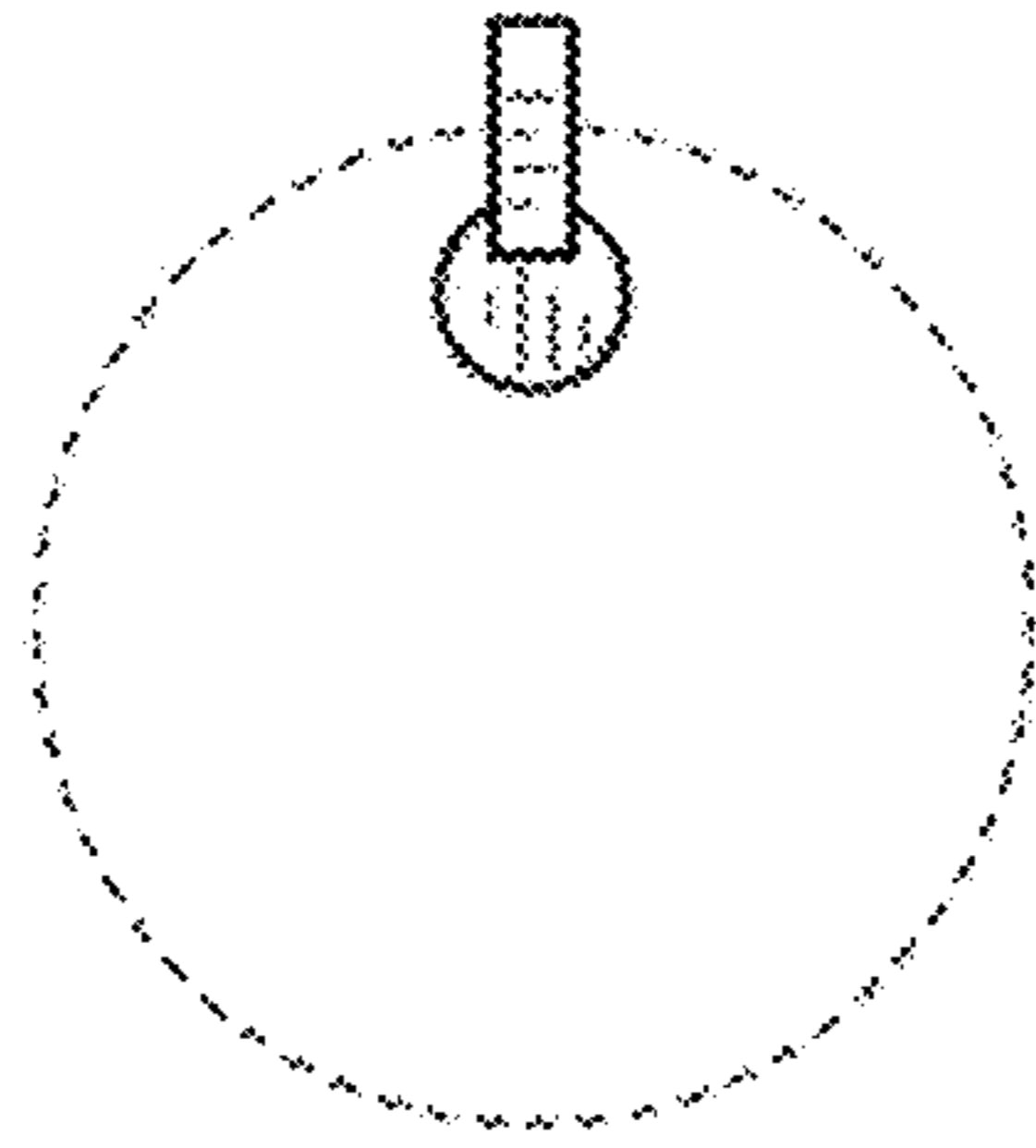


FIG. 6

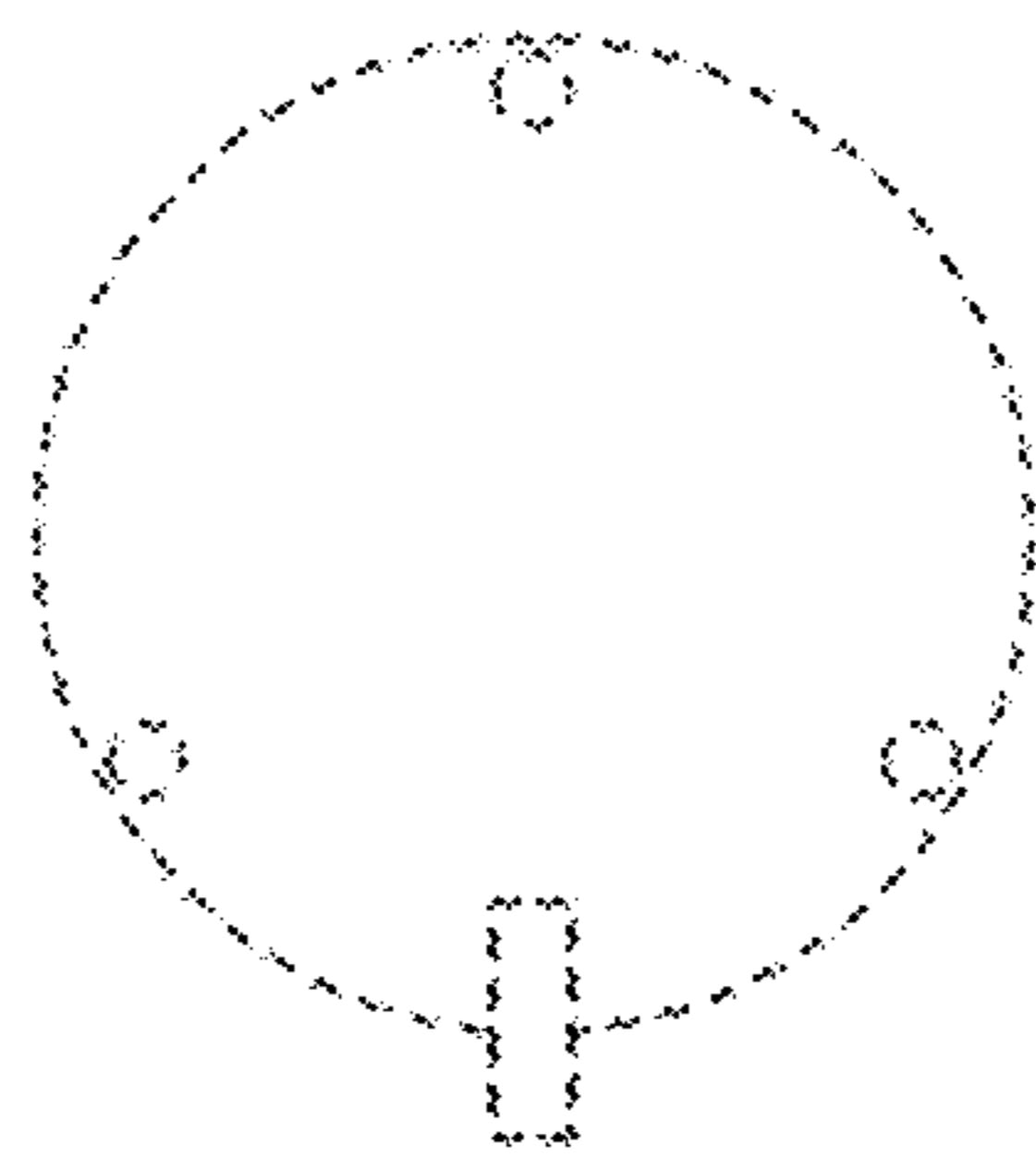


FIG. 7