

US00D930878S

(12) **United States Design Patent** (10) **Patent No.:** **US D930,878 S**
Nobes (45) **Date of Patent:** **** Sep. 14, 2021**

(54) **LIGHT DEVICE HAVING A SOLAR PANEL**

(71) Applicant: **FUSION PRODUCTS, LTD.,**
Cambridge (CA)

(72) Inventor: **Randy Nobes, Kitchener (CA)**

(73) Assignee: **Fusion Products, Ltd., Cambridge**
(CA)

(**) Term: **15 Years**

(21) Appl. No.: **29/716,720**

(22) Filed: **Dec. 11, 2019**

(51) **LOC (13) Cl.** **26-03**

(52) **U.S. Cl.**
USPC **D26/72**

(58) **Field of Classification Search**
USPC D26/37-51, 63, 72
CPC F21L 2003/00; F21L 4/005; F21L 4/025;
F21L 4/027; F21L 4/04; F21L 4/08; F21L
13/00; F21L 13/08; F21L 14/02; F21L
19/00; F21L 2/00; F21L 4/00-4/085;
F21L 15/00-15/14; F21L 2001/00; F21L
2005/00; F21L 25/00

See application file for complete search history.

(56) **References Cited**

U.S. PATENT DOCUMENTS

D425,225 S *	5/2000	Holderfield	D26/37
D544,117 S *	6/2007	Coushaine	D26/37
D544,388 S *	6/2007	Chisholm	D10/114.2
D553,274 S *	10/2007	Hill	D26/37
D557,842 S *	12/2007	Lee	D26/39
D577,836 S *	9/2008	Engebrigtsen	D26/24
D578,686 S *	10/2008	Dalton	D26/37
D580,573 S *	11/2008	Leslie	D26/37
D586,030 S *	2/2009	Genova	D26/85
D617,925 S *	6/2010	Coushaine	D26/37
D656,644 S *	3/2012	Lee	D26/39

D666,343 S *	8/2012	Lee	D26/39
D699,380 S *	2/2014	Weaver	D26/39
D738,553 S *	9/2015	Fletcher	D26/41
D743,073 S *	11/2015	Schmidt	D26/37
D743,079 S *	11/2015	Adair	D26/67
D796,098 S *	8/2017	Grandadam	D26/39
D799,085 S *	10/2017	Huang	D26/39
D801,569 S *	10/2017	Ormsbee	D26/37
D803,442 S *	11/2017	Green	D26/39
D813,431 S *	3/2018	Cacciabeve	D26/37
D823,507 S *	7/2018	Pontano	D26/40
D828,600 S *	9/2018	Petzl	D26/40
D831,869 S *	10/2018	Ford	D26/37
D840,071 S *	2/2019	Yuan	D26/37

(Continued)

FOREIGN PATENT DOCUMENTS

CN 3259959 * 10/2002

Primary Examiner — Leanne Was-Englehart

(74) *Attorney, Agent, or Firm* — Millen White Zelano & Branigan; William F. Nixon

(57) **CLAIM**

The ornamental design for a light device having a solar panel, as shown and described.

DESCRIPTION

FIG. 1 illustrates a front perspective view of the light device having a solar panel according to my new design.

FIG. 2 illustrates a front elevational view of the light device.

FIG. 3 illustrates a rear elevational view of the light device.

FIG. 4 illustrates a right side view of the light device.

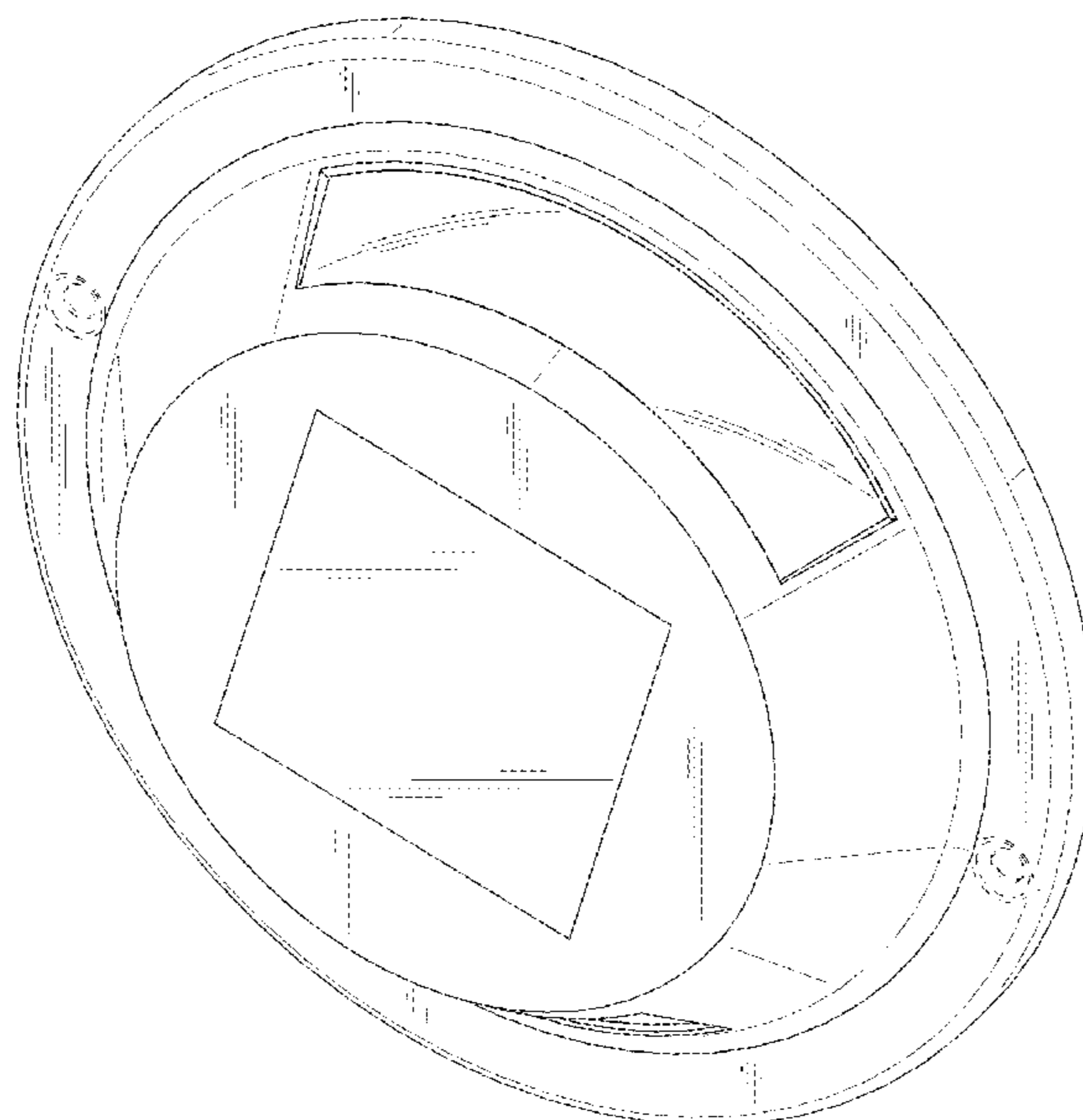
FIG. 5 illustrates a left side elevational view of the light device.

FIG. 6 illustrates a top plan view of the light device; and,

FIG. 7 illustrates a bottom plan of the light device.

The broken lines in the drawings depict portions of the lighting device that form no part of the claimed design.

1 Claim, 7 Drawing Sheets



(56)

References Cited

U.S. PATENT DOCUMENTS

D845,526	S	*	4/2019	Windom	D26/39
D851,795	S	*	6/2019	Van Egmond	D26/37
D863,634	S	*	10/2019	Xu	D26/41
D872,331	S	*	1/2020	Smith	D26/39
D879,341	S	*	3/2020	Kassin	D26/37
D887,055	S	*	6/2020	Espiritu	A61B 1/32 D26/51
D888,303	S	*	6/2020	Kawakami	D26/39
D889,012	S	*	6/2020	Lin	D26/51
D898,967	S	*	10/2020	Yang	D26/51
D900,364	S	*	10/2020	Ford	D26/37
D901,740	S	*	11/2020	Bao	D26/63
D906,568	S	*	12/2020	Wu	D26/72

* cited by examiner

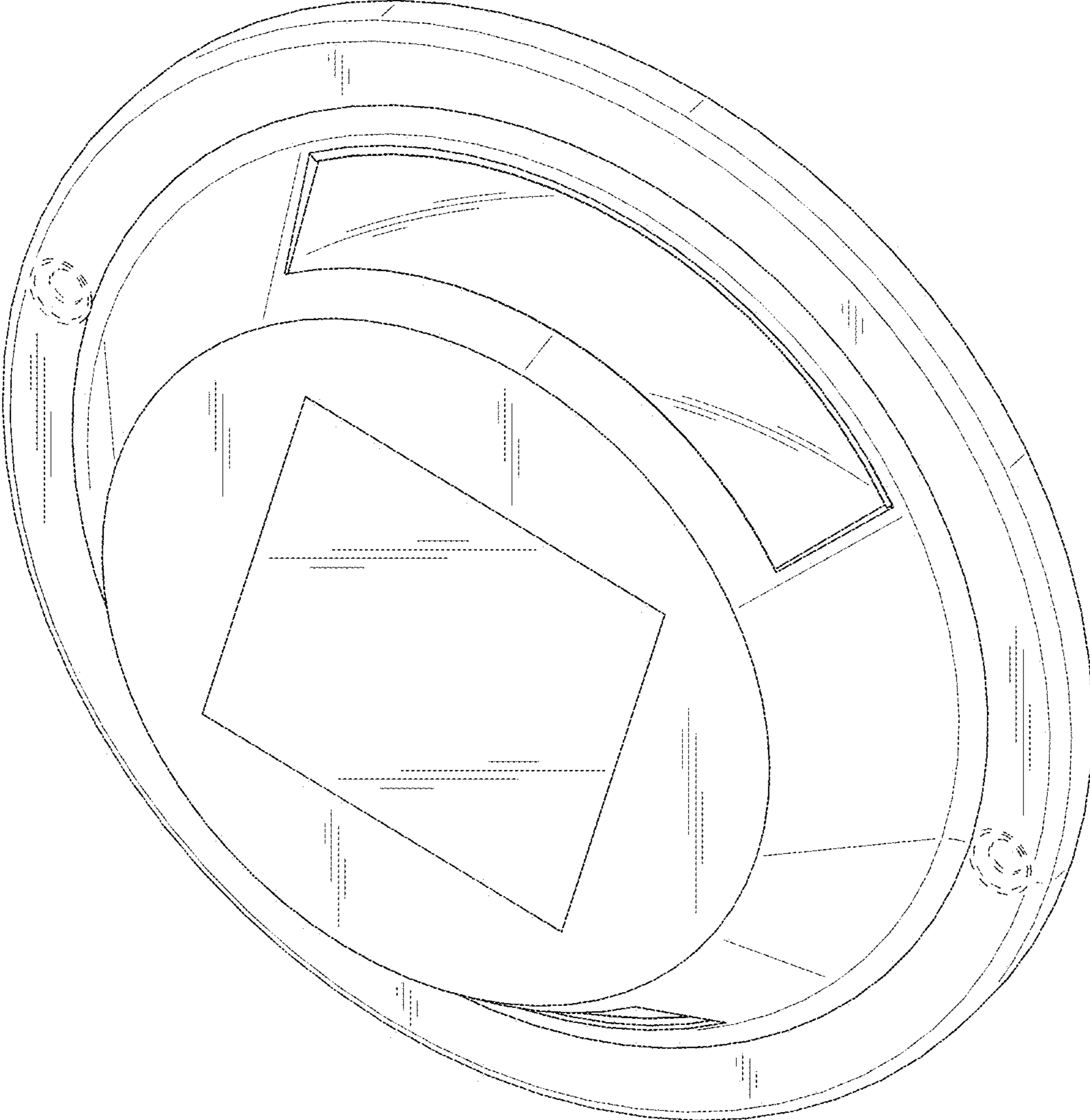


FIG. 1

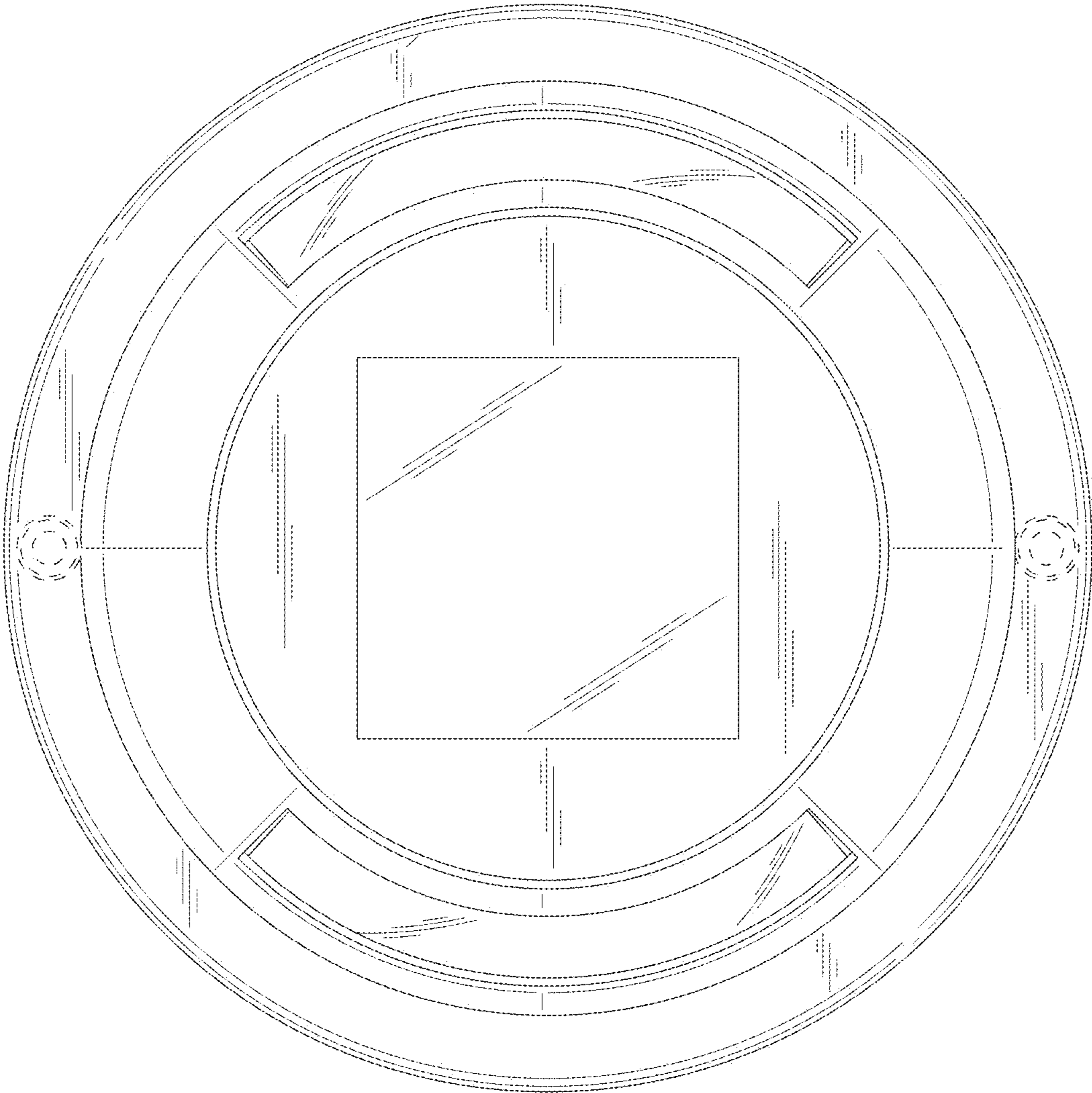


FIG. 2

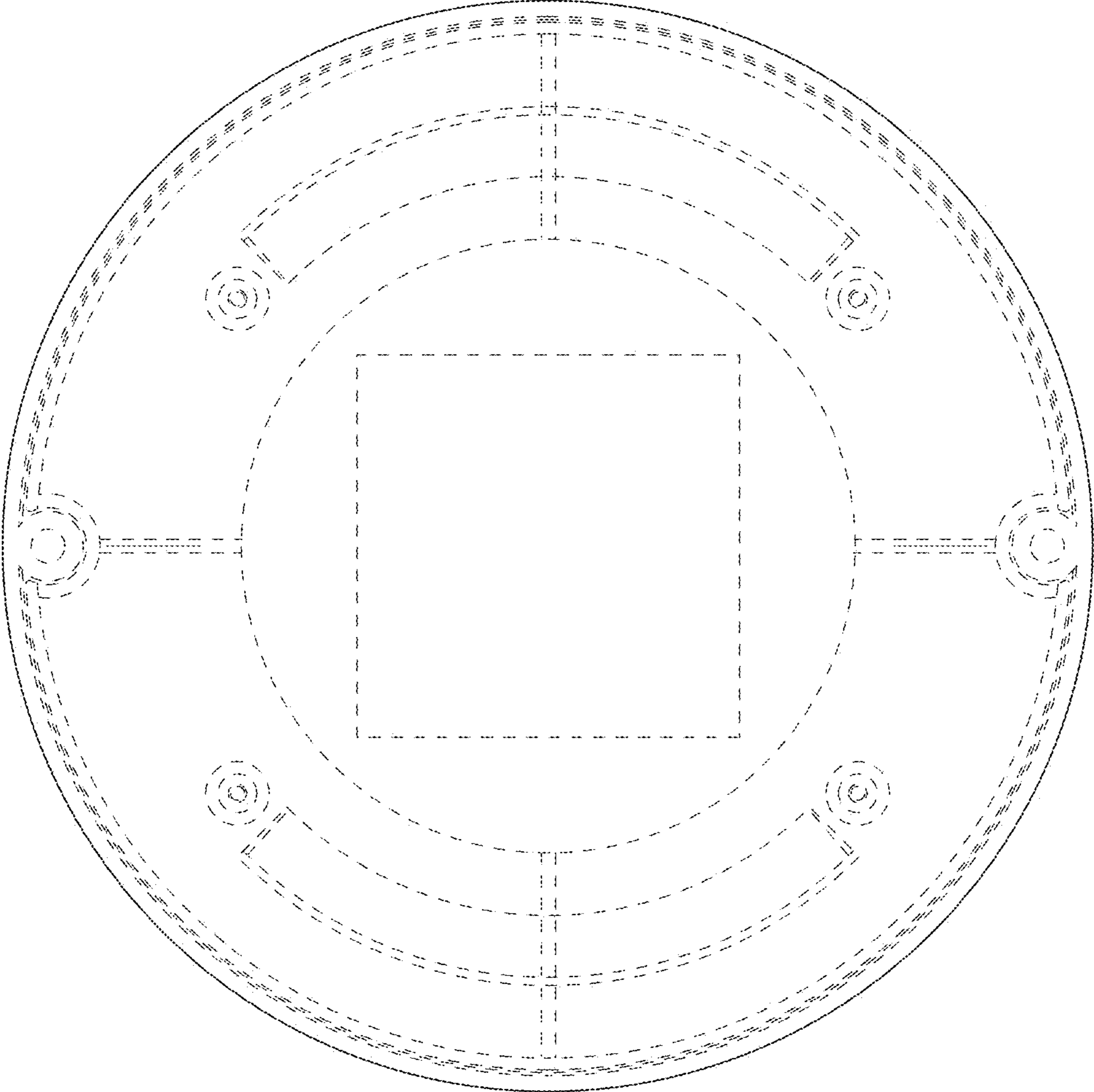


FIG. 3

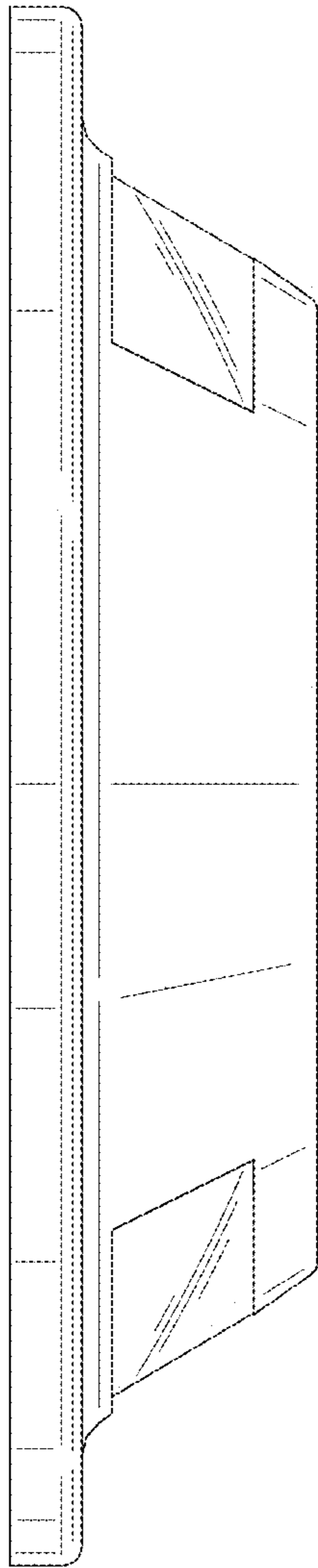


FIG. 4

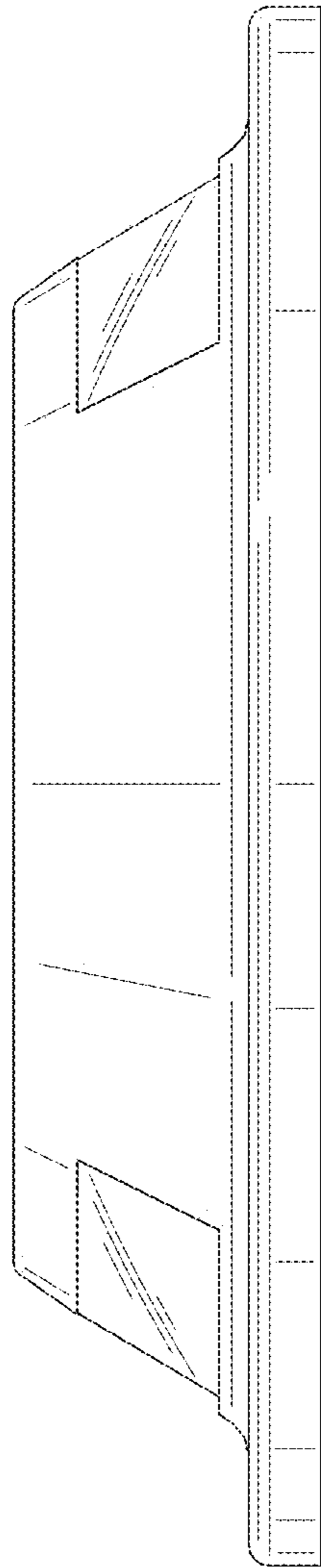


FIG. 5

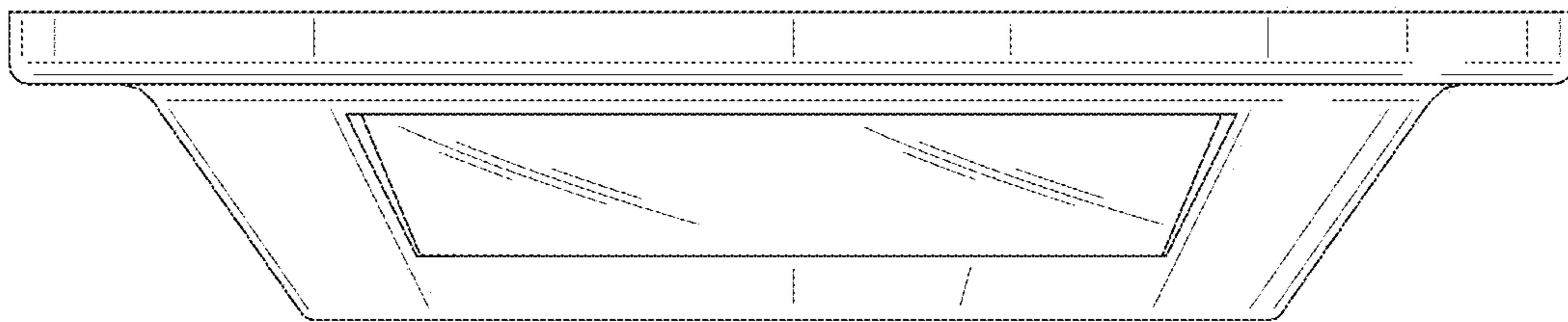


FIG. 6

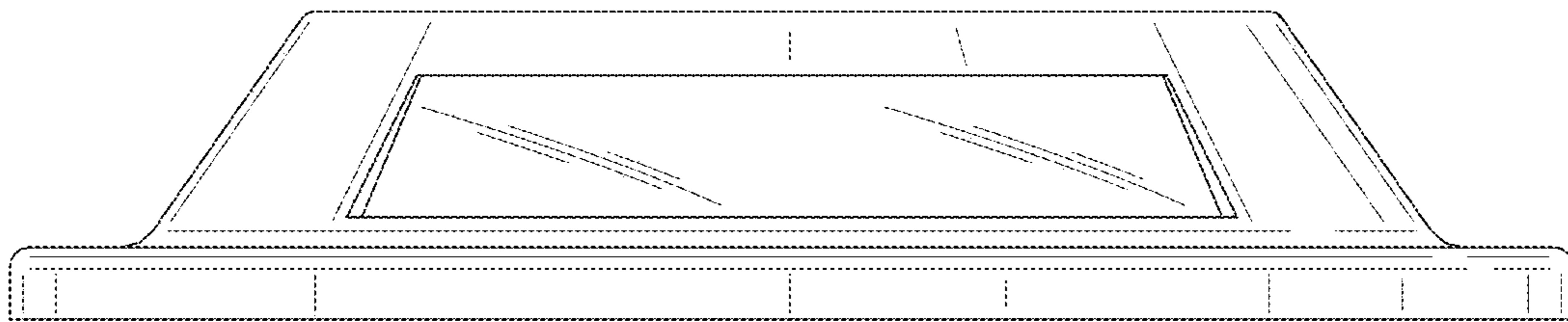


FIG. 7