



US00D930870S

(12) **United States Design Patent** (10) **Patent No.:** **US D930,870 S**
Aguirre (45) **Date of Patent:** **** Sep. 14, 2021**

- (54) **FLASHLIGHT ATTACHMENT**
- (71) Applicant: **Julio Aguirre**, Norco, CA (US)
- (72) Inventor: **Julio Aguirre**, Norco, CA (US)
- (**) Term: **15 Years**
- (21) Appl. No.: **29/681,459**
- (22) Filed: **Feb. 26, 2019**
- (51) **LOC (13) Cl.** **26-02**
- (52) **U.S. Cl.**
USPC **D26/38**; D26/50
- (58) **Field of Classification Search**
USPC D26/24, 26, 28, 37-52, 56, 60-61, 113,
D26/118-119, 138, 140-142
CPC . F21L 4/005; F21L 4/027; F21L 4/085; F21L
4/08; F21L 4/00; F21L 4/045; F21L 4/02;
F21L 4/022; F21L 4/025; F21L 4/04;
F21L 13/00; F21L 14/02; F21L 2/00
See application file for complete search history.

(56) **References Cited**

U.S. PATENT DOCUMENTS

4,479,171	A	10/1984	Mains	
D302,334	S *	7/1989	DeGuevara	D26/138
D312,706	S *	12/1990	Janesko	D26/138
D324,109	S *	2/1992	Caridi	D26/140
D333,012	S *	2/1993	Fleming	D26/138
D345,814	S *	4/1994	Wright, III	D26/138
5,363,285	A	11/1994	Wideman	
5,405,134	A *	4/1995	Wolfram	F21V 33/0064 222/175
D376,024	S *	11/1996	Ryan	D22/117
D401,374	S *	11/1998	Lum	D26/38
6,334,698	B1 *	1/2002	Jackson	F21L 4/005 362/189
D482,489	S *	11/2003	Gary	D26/138
6,759,316	B2	6/2004	Wong	
6,811,493	B1	11/2004	Lee	
D526,743	S *	8/2006	Battista, III	D19/197
D550,075	S *	9/2007	Tung	D8/396

8,759,682	B2 *	6/2014	Devouge	F16L 3/12 174/135
9,039,228	B1 *	5/2015	McCorkle	F21V 21/0885 362/191
D771,305	S *	11/2016	Woller	D26/138
D789,778	S *	6/2017	White, Sr.	D8/396
D884,261	S *	5/2020	Long	D26/138
2002/0167806	A1 *	11/2002	Thaxton	F21V 21/0885 362/191

(Continued)

OTHER PUBLICATIONS

Thyrm Switchback Large 2.0 Flashlight Ring. By Thyrm Store. Dated Oct. 17, 2017. Found online [Apr. 27, 2021]. https://www.amazon.com/Thyrm-Switchback-Large-Flashlight-Ring/dp/B076J5K193/ref=sr_1_75?dchild=1&keywords=flashlight+holder&qid=1619540745&sr=8-75 (Year: 2017).*

(Continued)

Primary Examiner — Marissa J Cash
Assistant Examiner — William B Melliar

(57) **CLAIM**

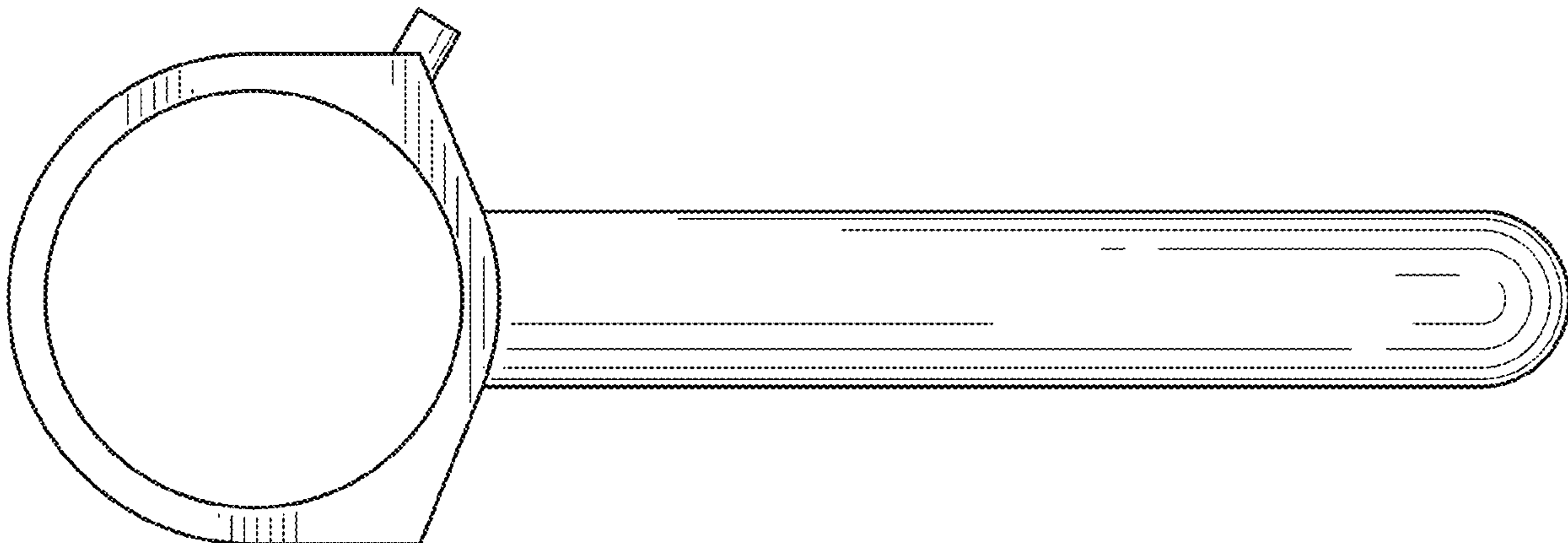
The ornamental design for a flashlight attachment, as shown and described.

DESCRIPTION

FIG. 1 is a front view of a flashlight attachment showing my new design;
FIG. 2 is a rear view of the flashlight attachment;
FIG. 3 is a right side view of the flashlight attachment;
FIG. 4 is a left side view of the flashlight attachment;
FIG. 5 is a top view of the flashlight attachment;
FIG. 6 is a bottom view of the flashlight attachment; and,
FIG. 7 is a top front side perspective view of the flashlight attachment.

The broken lines in FIG. 7 are illustrative of environmental structure forming no part of the claimed design.

1 Claim, 3 Drawing Sheets



(56)

References Cited

U.S. PATENT DOCUMENTS

2006/0203472 A1* 9/2006 Curren B25G 1/06
362/102
2014/0063791 A1* 3/2014 Frazier F41G 3/00
362/110
2016/0047622 A1 2/2016 Tousignant
2020/0208814 A1* 7/2020 Li F21V 21/406
2020/0363045 A1* 11/2020 Reutter F21V 21/406

OTHER PUBLICATIONS

Rocotactical Police Night Stick Ring Holder. By Rocotactical.
Dated Aug. 24, 2018. Found online [Apr. 27, 2021]. https://www.amazon.com/ROCOTACTICAL-Police-Holder-Flashlight-Slide/dp/B07GSN6XKL/ref=sr_1_196?dchild=1&keywords=flashlight%2Bholder&qid=1619540581&sr=8-196&th=1 (Year: 2018).*

* cited by examiner

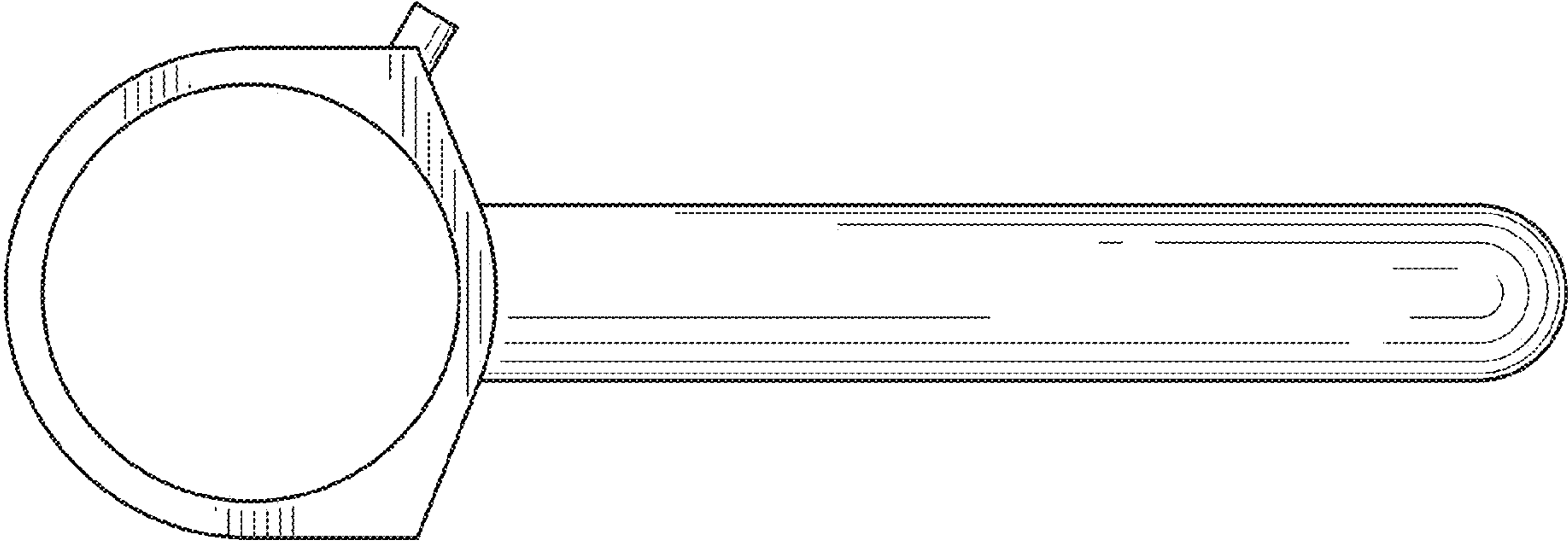


FIG. 1

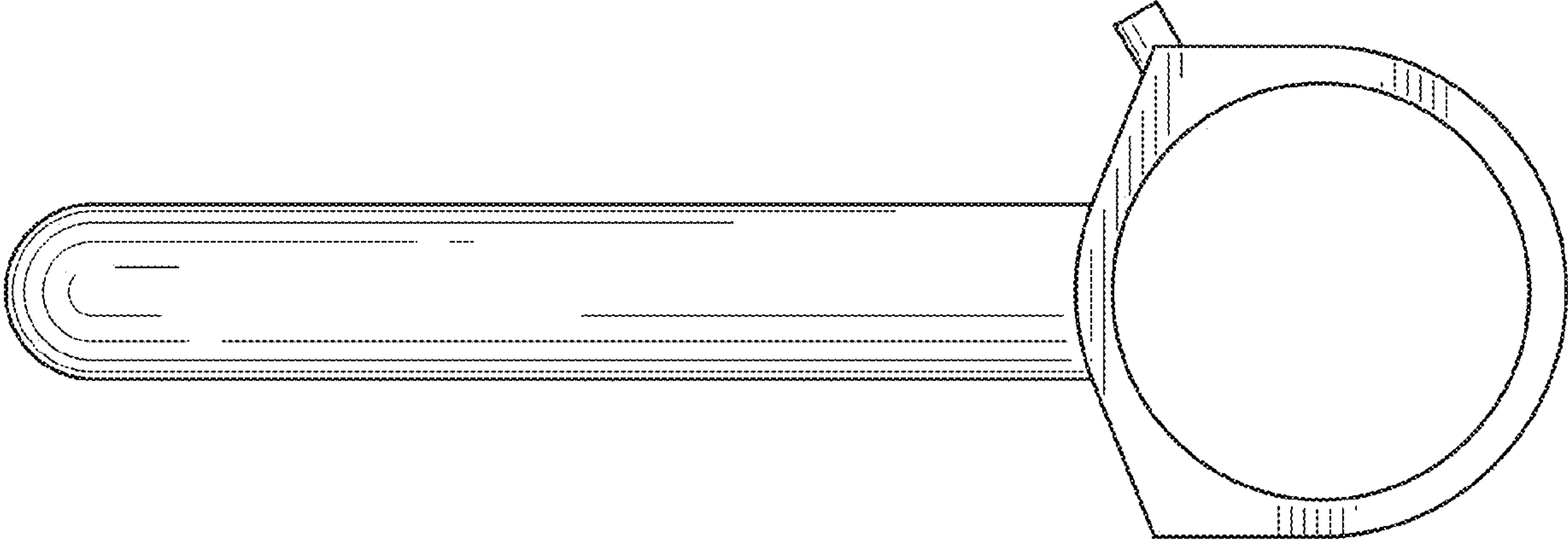


FIG. 2

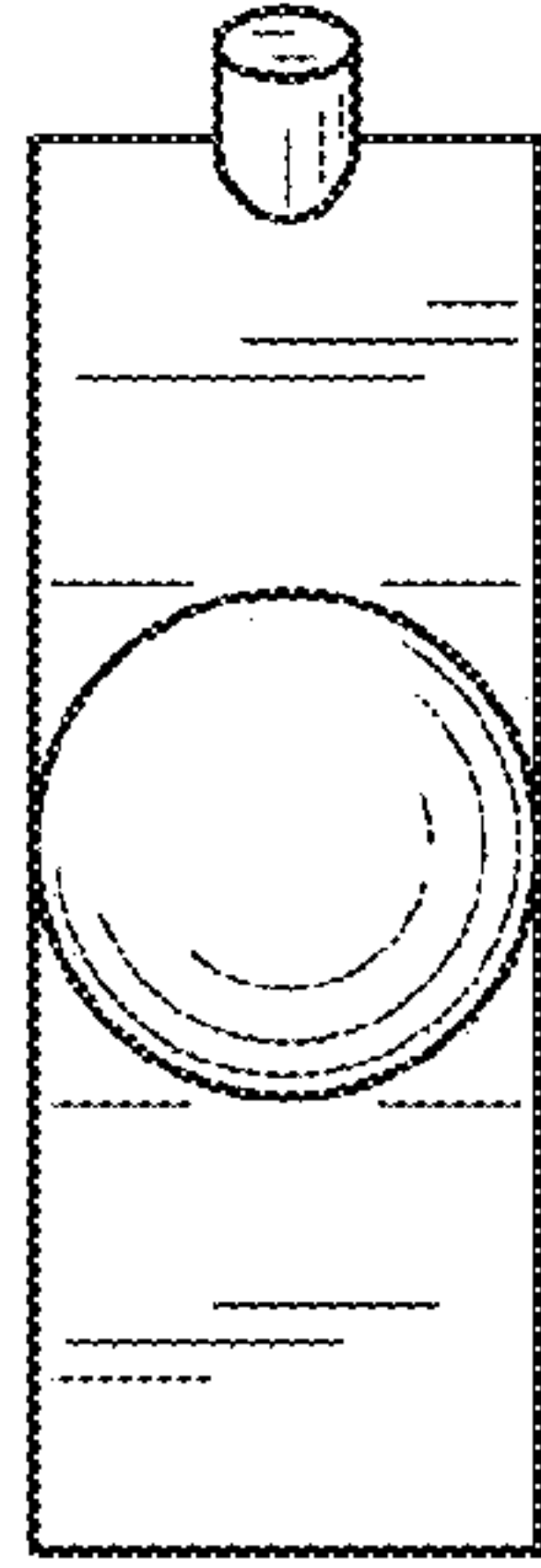


FIG. 3




FIG. 4




FIG. 5




FIG. 6

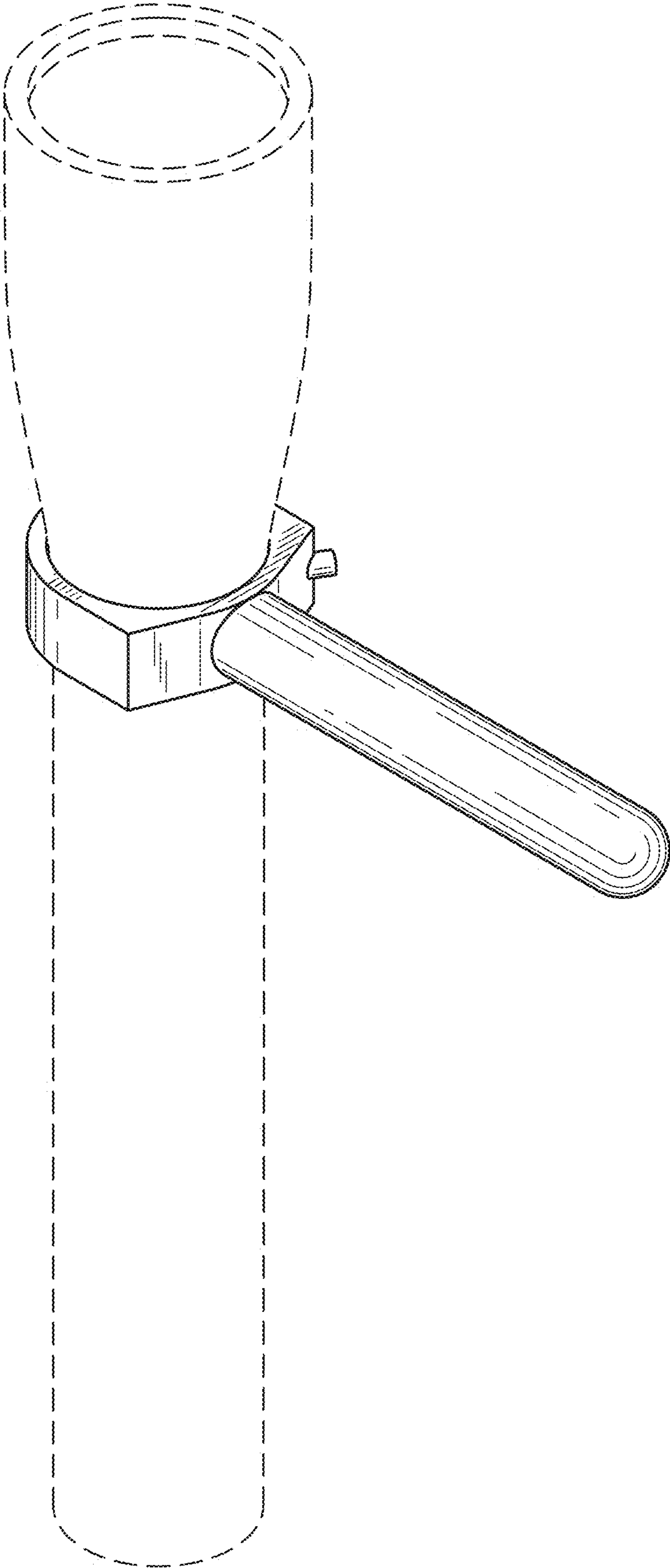


FIG. 7