



US00D930846S

(12) **United States Design Patent** (10) **Patent No.:** **US D930,846 S**
Bushko et al. (45) **Date of Patent:** **** Sep. 14, 2021**

(54) **MASK**
(71) Applicant: **KynderMed Inc.**, St. Petersburg, FL (US)
(72) Inventors: **Justin Bushko**, Saint Petersburg, FL (US); **Don Rosenkoetter**, St. Petersburg, FL (US); **Marc Lawrence**, St. Petersburg, FL (US)

(**) Term: **15 Years**
(21) Appl. No.: **29/689,490**

(22) Filed: **Apr. 30, 2019**
(51) **LOC (13) Cl.** **28-03**
(52) **U.S. Cl.**
USPC **D24/209**
(58) **Field of Classification Search**
USPC D24/107, 186, 200, 209, 210, 231, 215;
D29/108, 110; D16/301
CPC A61N 5/062; A61N 5/0614; A61N 5/0616;
A61N 5/0617; A61N 5/0618; A61N
5/0624; A61N 5/0627; A61N 5/0625;
A61N 2005/0643; A61N 2005/0644;
A61N 2005/0645; A61N 2005/0647;
A61N 2005/0651; A61N 2005/0652;
A61N 2005/0654; A61N 2005/0662;
A61B 2018/00452; A61B 2018/1807
See application file for complete search history.

(56) **References Cited**
U.S. PATENT DOCUMENTS
D287,420 S * 12/1986 Wada D2/877
D293,373 S * 12/1987 Beck D16/312
D726,244 S * 4/2015 Defranco D16/301
D730,430 S * 5/2015 Tanguy D16/312
D739,543 S * 9/2015 Ma D24/215
D804,047 S * 11/2017 Michaels D24/209
D873,430 S * 1/2020 Accolla D24/209
D884,913 S * 5/2020 Peng D24/215
D887,484 S * 6/2020 Guo D16/301
D889,676 S * 7/2020 Chen D24/209

2013/0066404 A1* 3/2013 Tapper A61N 5/0616
607/90
2013/0184516 A1* 7/2013 Genereux A61N 5/0618
600/28
2015/0209597 A1* 7/2015 Haarlander A61H 23/02
601/46
2017/0224951 A1* 8/2017 Weber A61N 5/0613
2019/0209860 A1* 7/2019 Chen F21V 21/084

FOREIGN PATENT DOCUMENTS

CN 201330235336 * 11/2013

OTHER PUBLICATIONS

Illumy—The Smart Sleep Mask. Availabe in 2018. <https://www.soundoasis.com/products/light-therapy/illumy-the-smart-sleep-mask/>.
KynderMed Inc. Sleep mask Powerpoint presentation. May 2019.*
* cited by examiner

Primary Examiner — Anhdao Doan
(74) *Attorney, Agent, or Firm* — Brian E. Turung

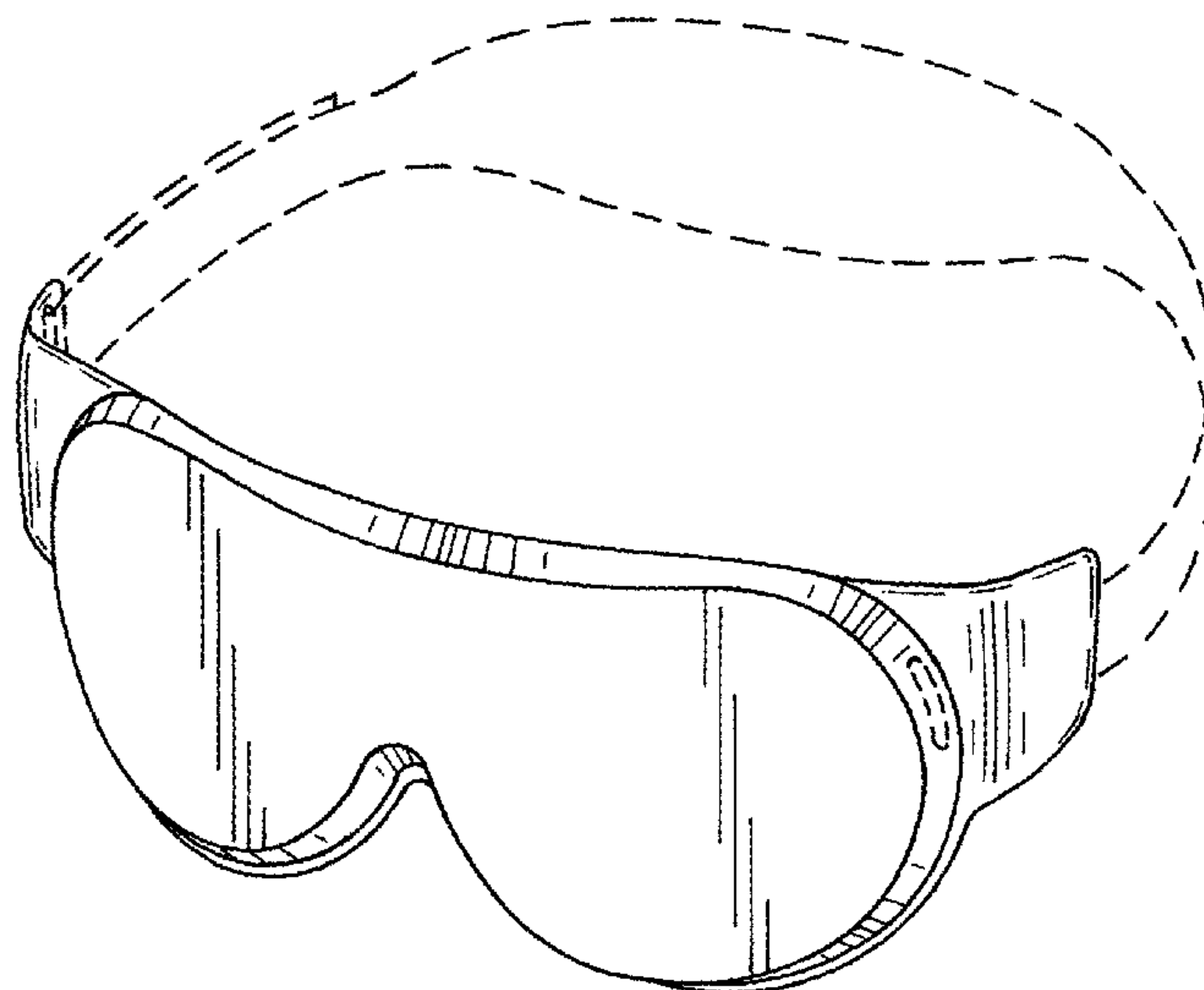
(57) **CLAIM**

The ornamental design for a mask, as shown and described.

DESCRIPTION

FIG. 1 is a front isometric view of a mask;
FIG. 2 is a rear isometric view thereof;
FIG. 3 is a front view thereof;
FIG. 4 is a top view thereof;
FIG. 5 is a bottom view thereof;
FIG. 6 is a left side view thereof;
FIG. 7 is a right side view thereof; and,
FIG. 8 is a rear view thereof.
The broken lines illustrate a strap represent an environment and form no part of the claimed design, and the remaining broken lines illustrate portions of the mask that form no part of the claimed design.

1 Claim, 4 Drawing Sheets



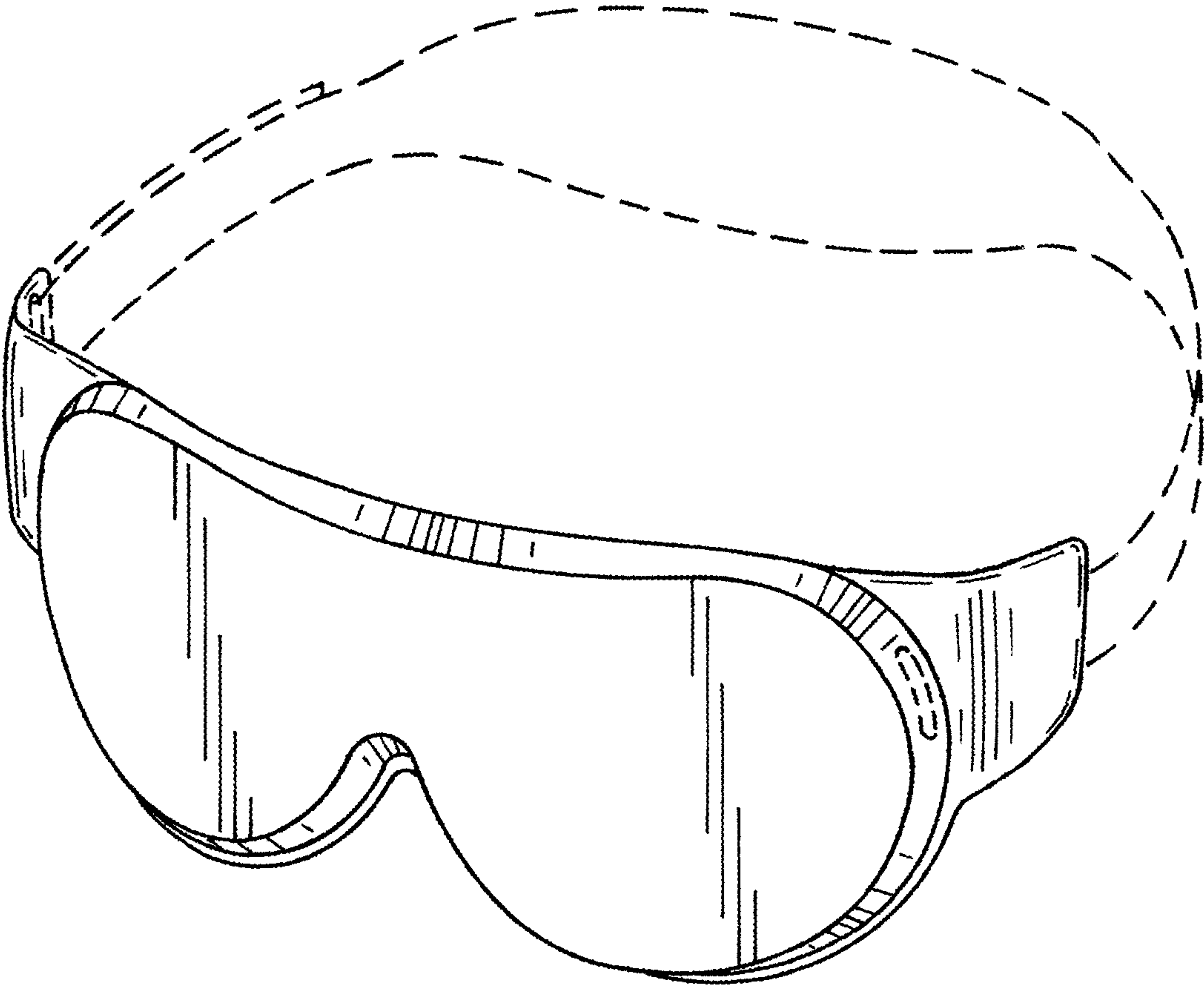
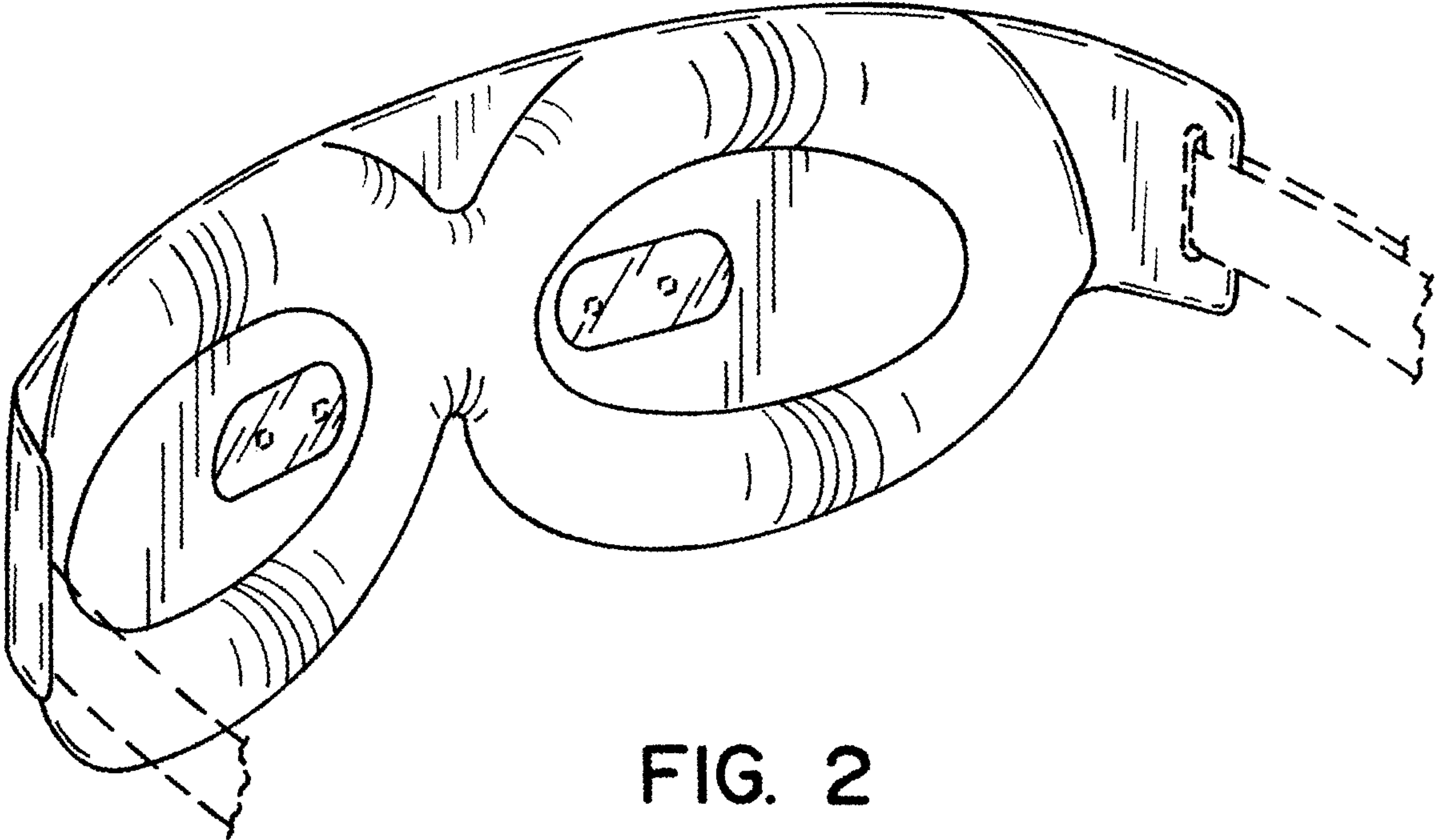


FIG. 1






FIG. 4

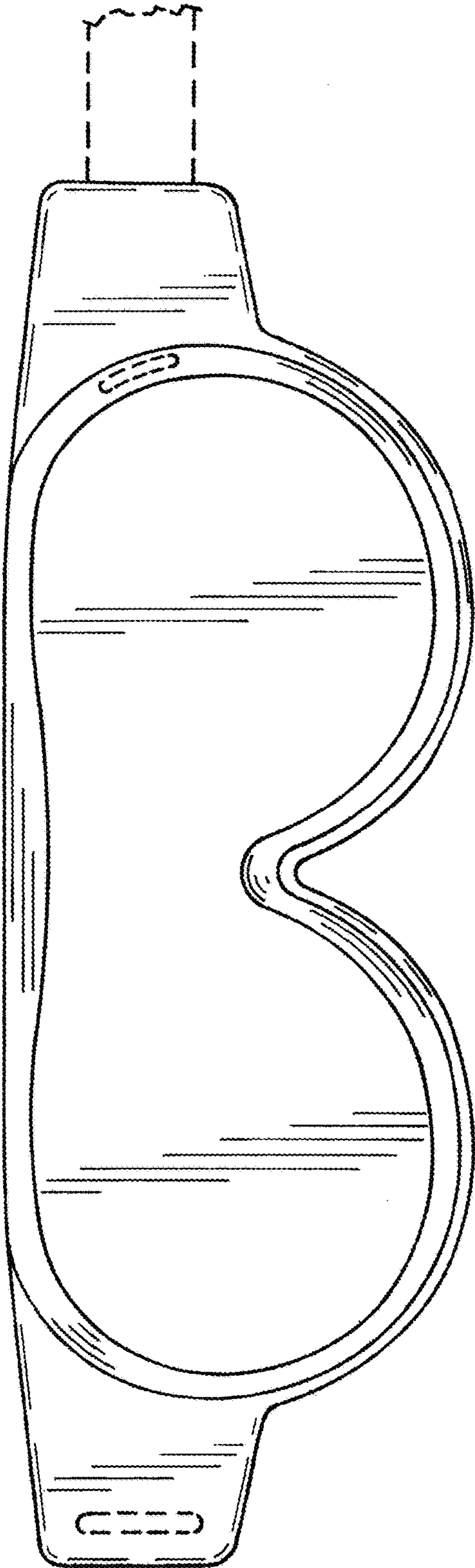


FIG. 3



FIG. 5

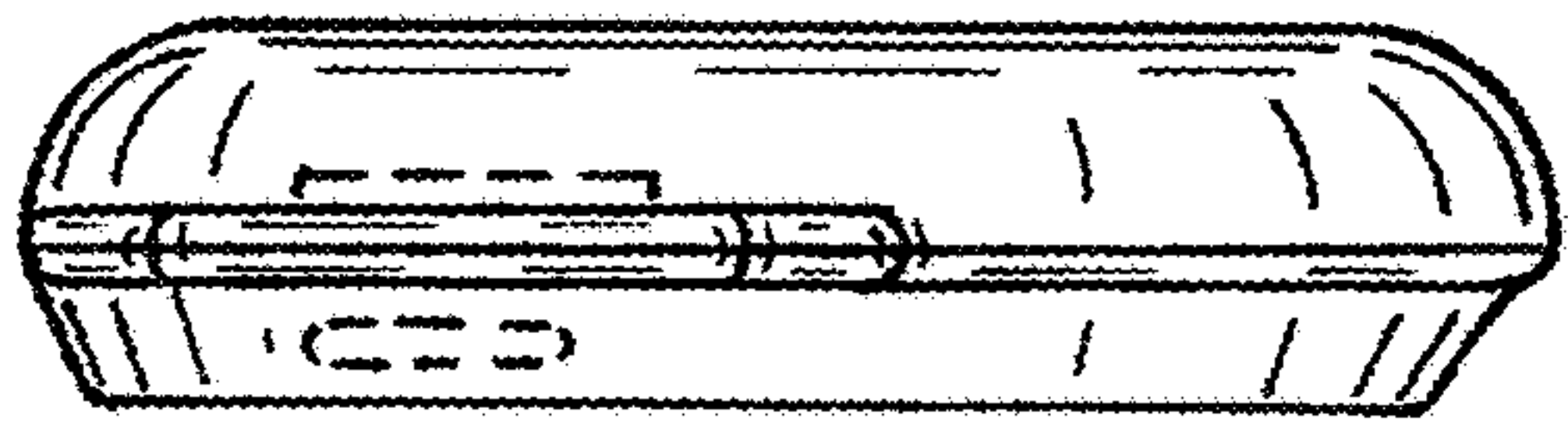


FIG. 6




FIG. 7

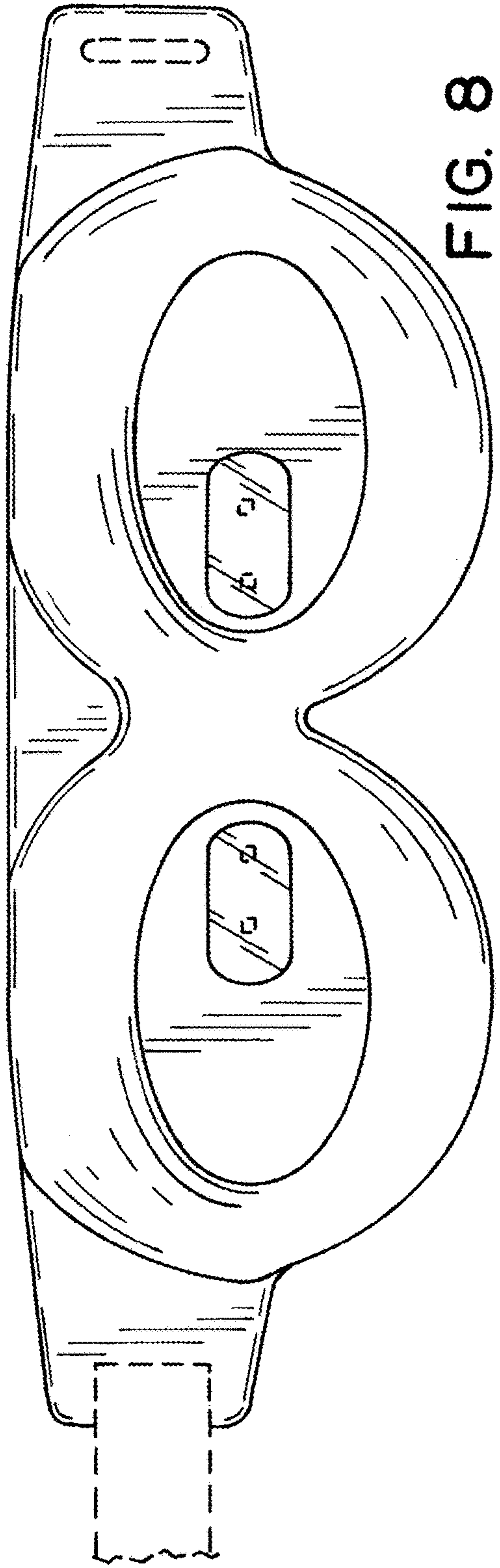


FIG. 8