



US00D930827S

(12) **United States Design Patent** (10) **Patent No.:** **US D930,827 S**
Besson et al. (45) **Date of Patent:** **** Sep. 14, 2021**

(54) **INJECTOR HOUSING**

(71) Applicant: **Becton Dickinson France, Le**
Pont-de-Claix (FR)

(72) Inventors: **Nicolas Besson**, Treffort (FR); **Eleanor Bainton**, Kineton (GB); **Daniel Paul Jenkins**, St Albans (GB); **Maartje Saskia Pel**, Leamington Spa (GB); **Malcolm Stanley Boyd**, Wellesbourne (GB)

(73) Assignee: **Becton Dickinson France, Le**
Pont-de-Claix (FR)

(**) Term: **15 Years**

(21) Appl. No.: **29/722,889**

(22) Filed: **Feb. 3, 2020**

(51) **LOC (13) Cl.** **24-02**

(52) **U.S. Cl.**
USPC **D24/130**

(58) **Field of Classification Search**
USPC D24/112–114, 108, 133, 130, 127, 186;
606/181, 185; 604/264, 272, 187, 181,
604/184, 227
CPC A61M 5/178; A61M 3/00; A61M 5/20;
A61M 5/31; A61M 5/3146; A61M
5/3129; A61M 5/3148; A61M 5/315
See application file for complete search history.

(56) **References Cited**

U.S. PATENT DOCUMENTS

8,728,033 B2 * 5/2014 Watanabe A61M 5/20
604/131
8,926,566 B2 * 1/2015 Ratjen A61M 5/2033
604/187

9,192,722 B2 * 11/2015 Hata A61M 5/2448
9,492,618 B2 * 11/2016 Day A61M 5/31595
D794,776 S * 8/2017 Tyce D24/113
D805,188 S * 12/2017 Costello D24/113
D805,189 S * 12/2017 Costello D24/113
D805,190 S * 12/2017 Costello D24/113
D820,972 S * 6/2018 Klever D24/108
D822,827 S * 7/2018 Hosogoe D24/127
D865,945 S * 11/2019 Nazzaro D24/111
D876,618 S * 2/2020 Nazzaro D24/111
D902,393 S * 11/2020 Cannamela D24/114

* cited by examiner

Primary Examiner — David G Muller

(74) *Attorney, Agent, or Firm* — The Webb Law Firm

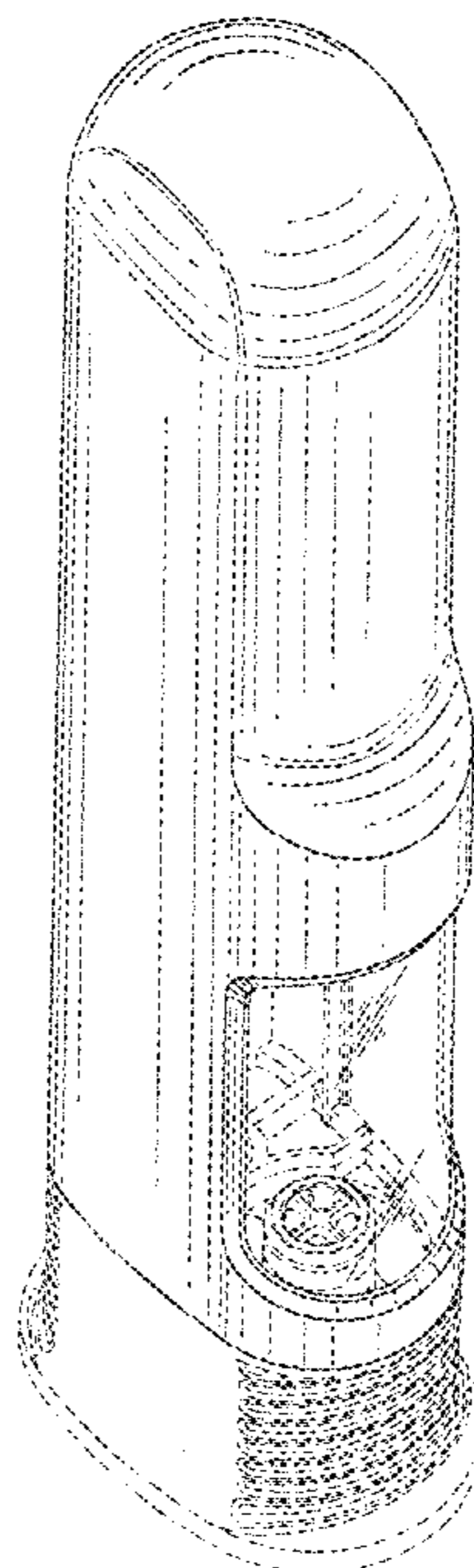
(57) **CLAIM**

The ornamental design for an injector housing, as shown and described.

DESCRIPTION

FIG. 1 is a perspective view of an injector housing, showing our new design;
FIG. 2 is a perspective view thereof;
FIG. 3 is a top view thereof;
FIG. 4 is a side view thereof;
FIG. 5 is front view thereof;
FIG. 6 is a rear view thereof;
FIG. 7 is a side view thereof; and,
FIG. 8 is a bottom view thereof.
The broken lines in FIGS. 1-8 are for the purpose of illustrating environmental structure and form no part of the claimed design.

1 Claim, 5 Drawing Sheets



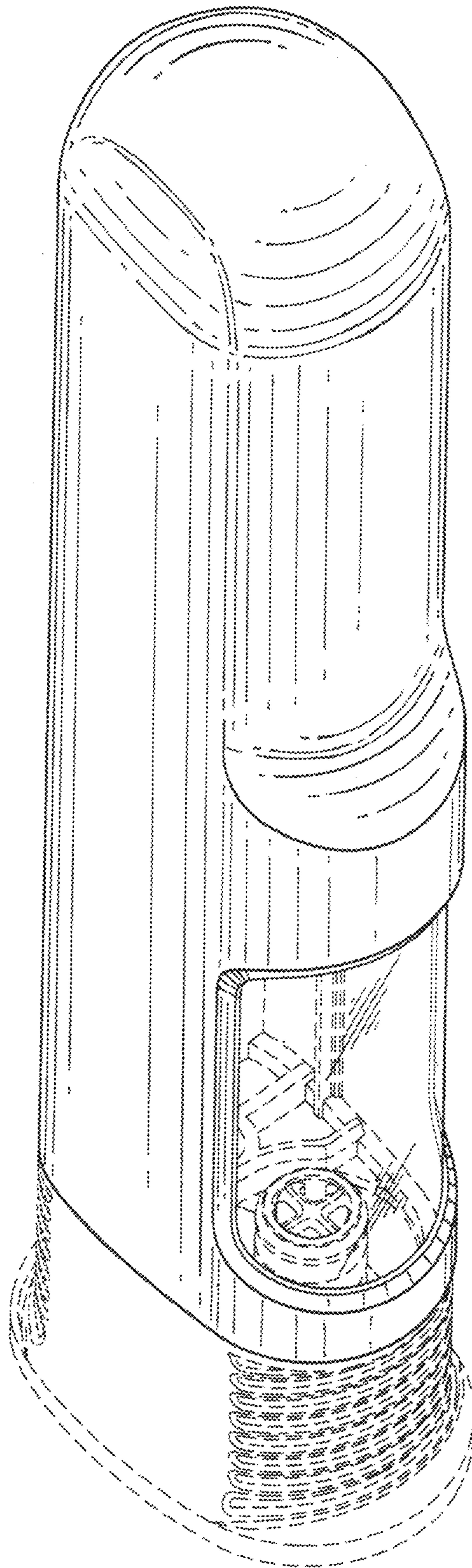


FIG. 1

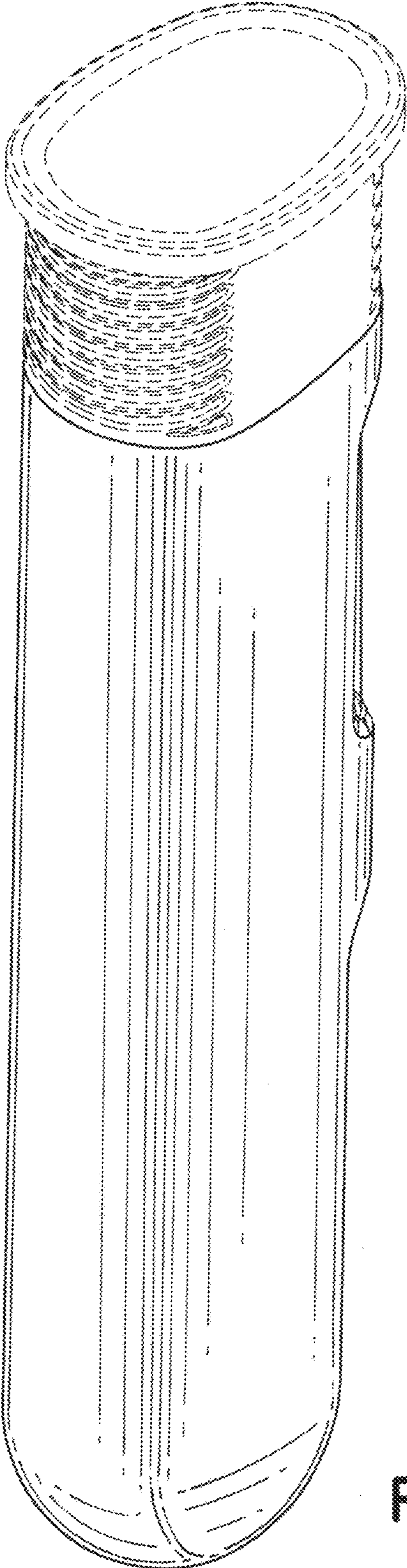


FIG.2

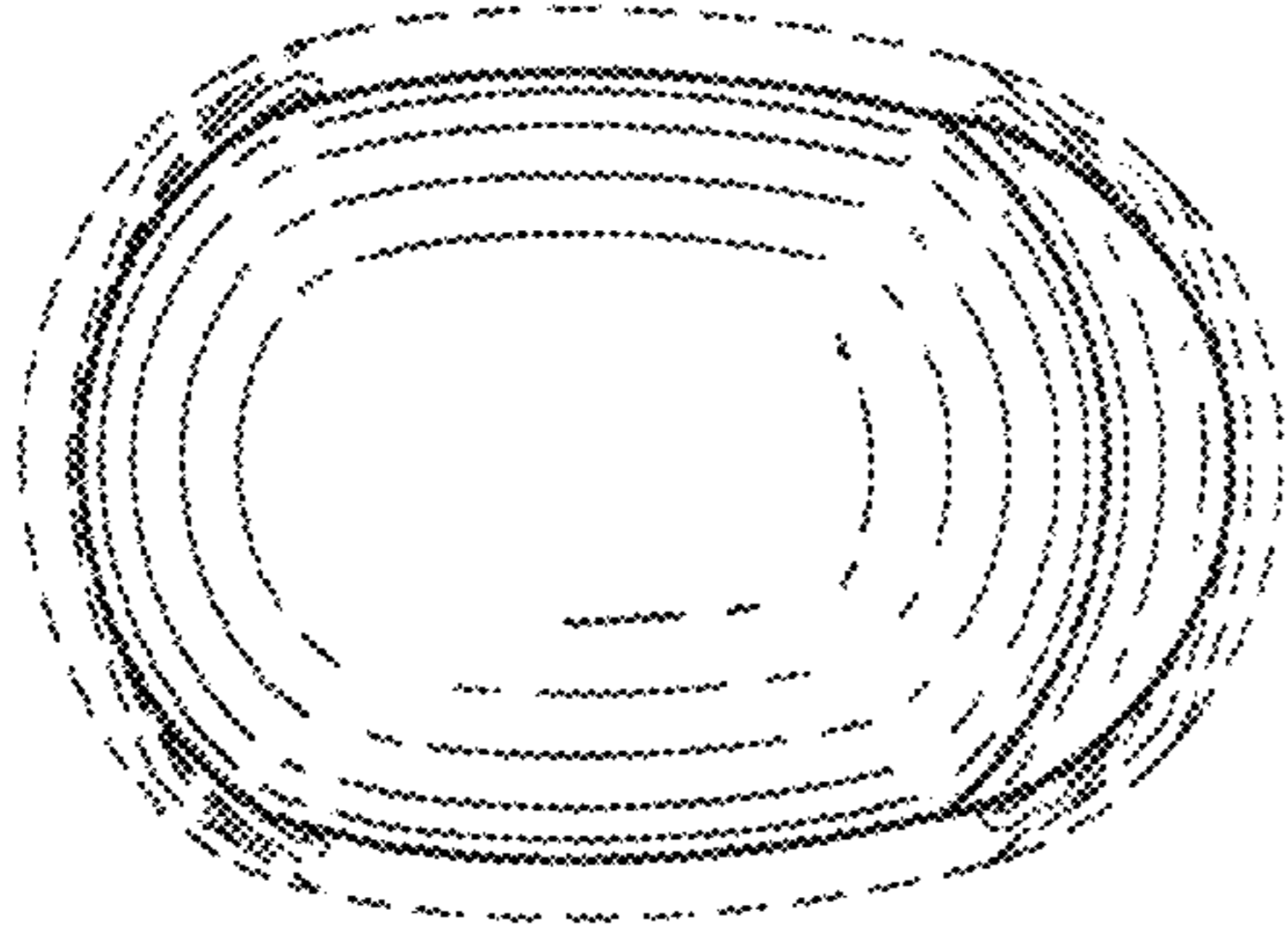


FIG.3

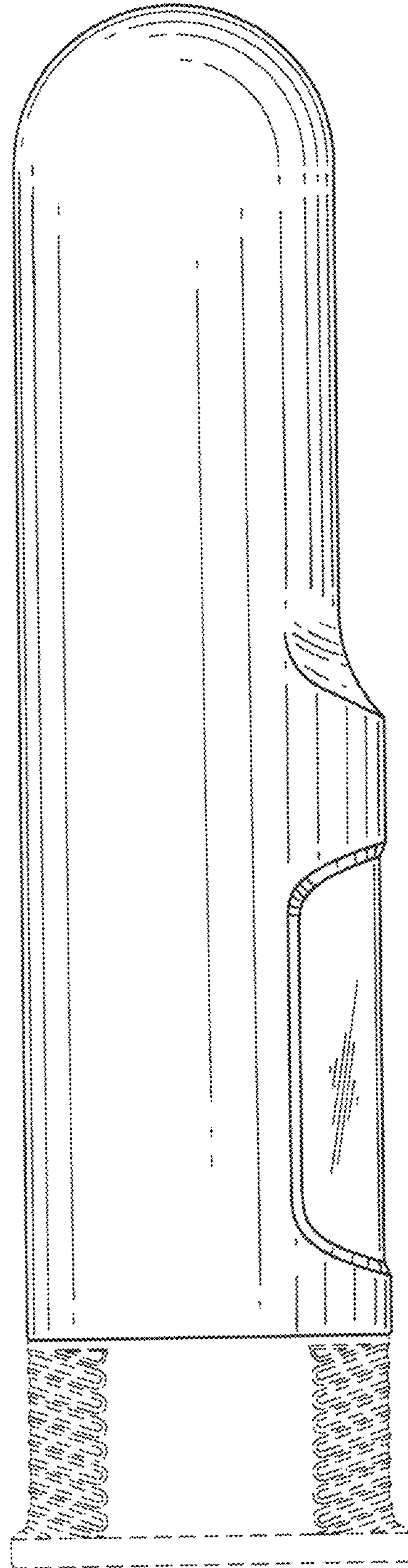


FIG.4

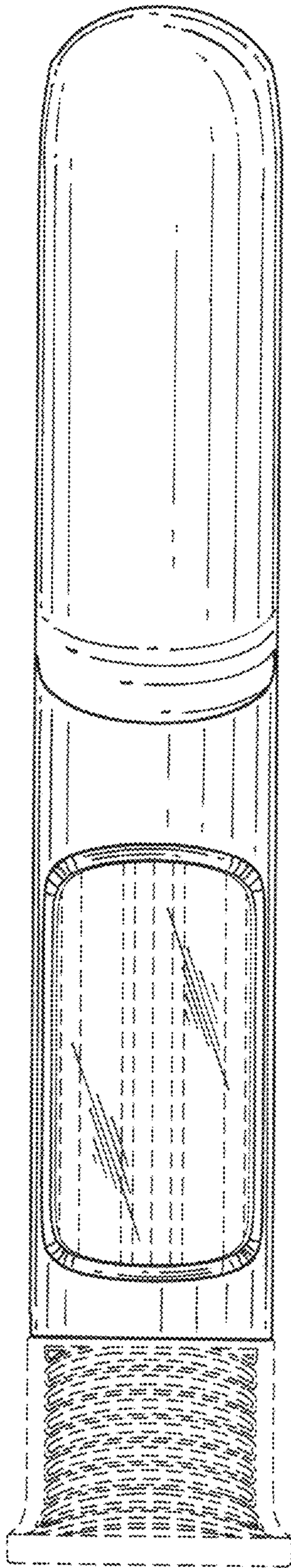


FIG. 5

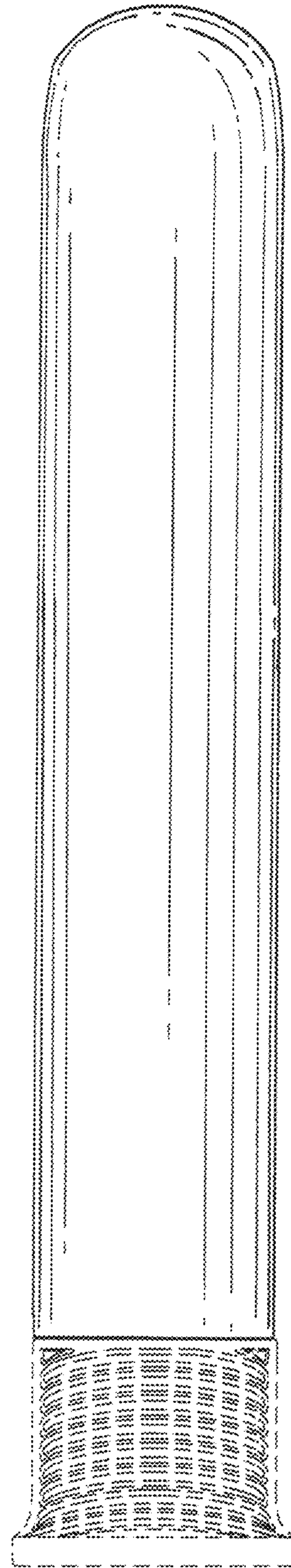


FIG. 6

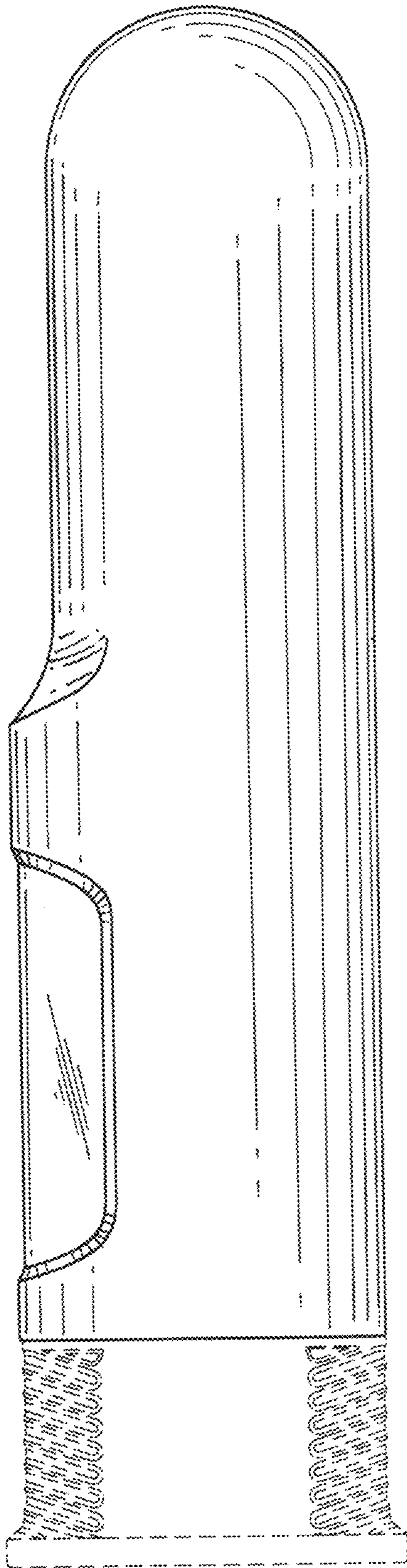


FIG. 7

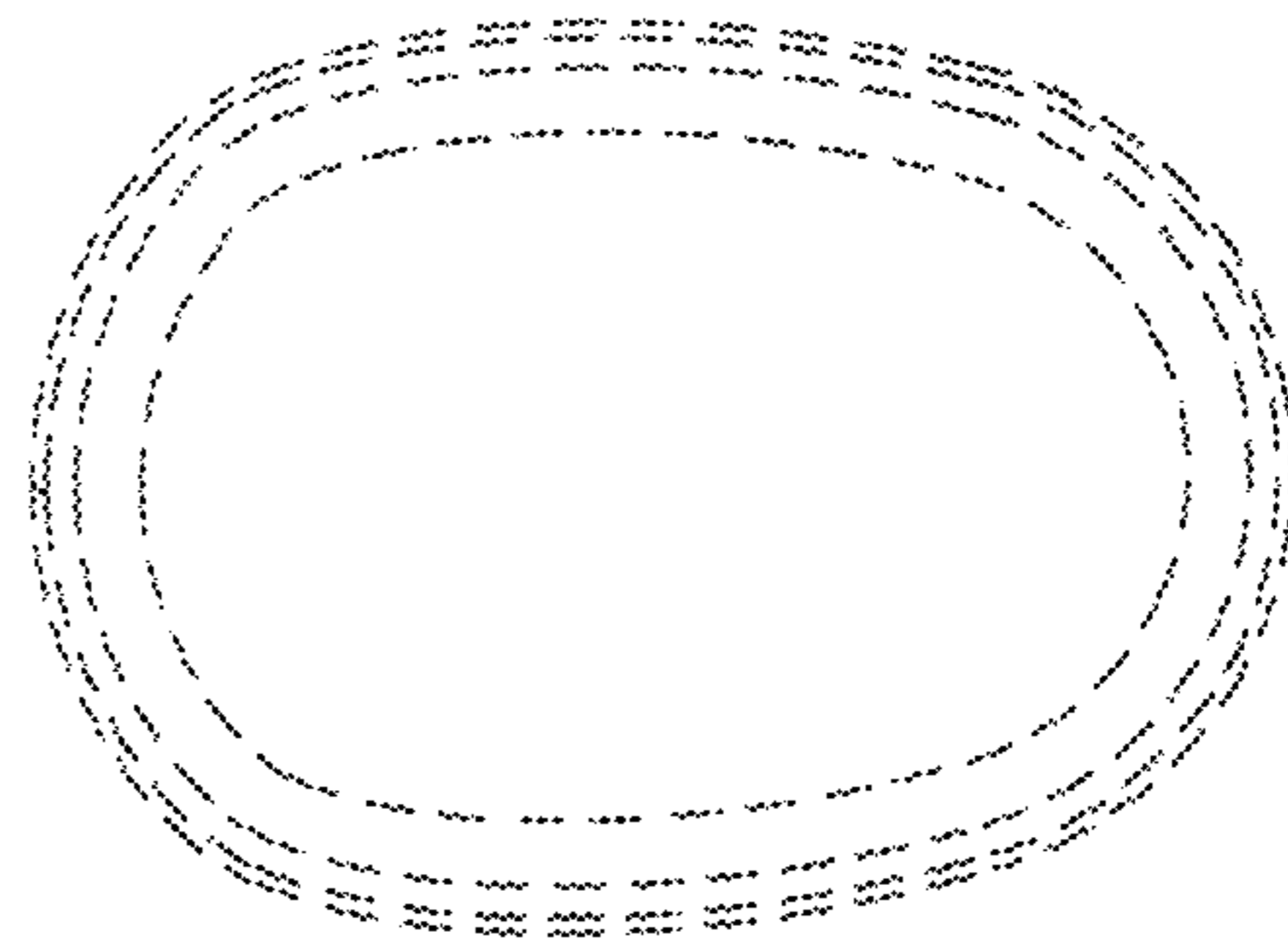


FIG. 8