



US00D930790S

(12) **United States Design Patent**  
**Yan**

(10) **Patent No.:** **US D930,790 S**

(45) **Date of Patent:** **\*\* Sep. 14, 2021**

(54) **HAND SHOWER**

(71) Applicant: **Xiaoling Yan**, Fujian (CN)

(72) Inventor: **Xiaoling Yan**, Fujian (CN)

(73) Assignee: **XIAMEN GALENPOO KITCHEN & BATHROOM TECHNOLOGY CO., LTD**, Fujian (CN)

(\*\*) Term: **15 Years**

(21) Appl. No.: **29/718,824**

(22) Filed: **Dec. 30, 2019**

(51) **LOC (13) Cl.** ..... **23-01**

(52) **U.S. Cl.**  
USPC ..... **D23/223**

(58) **Field of Classification Search**  
USPC ..... D23/213, 214, 215, 223, 224, 226, 229, D23/230

CPC ..... A61H 9/0021; A61H 33/00; B05B 1/00; B05B 1/14; B05B 1/185; B05B 1/08; B05B 1/02; B05B 1/26; B05B 12/002; B05B 1/18; B05B 9/01

See application file for complete search history.

(56) **References Cited**

**U.S. PATENT DOCUMENTS**

D349,947 S	*	8/1994	Hing-Wah	.....	D23/223
D535,354 S	*	1/2007	Wu	.....	D23/223
D578,604 S	*	10/2008	Wu	.....	D23/223
D578,606 S	*	10/2008	Wu	.....	D23/223
D610,230 S	*	2/2010	Wu	.....	D23/223
D619,202 S	*	7/2010	Zhang	.....	D23/213
D652,106 S	*	1/2012	Yoo	.....	D23/213
D670,358 S	*	11/2012	Bai	.....	D23/223
D889,602 S	*	7/2020	Wu	.....	D23/223
D900,963 S	*	11/2020	Wu	.....	D23/223

D901,632 S	*	11/2020	Wu	.....	D23/223
D901,633 S	*	11/2020	Wang	.....	D23/223
D908,836 S	*	1/2021	Wu	.....	D23/213
D908,839 S	*	1/2021	Wu	.....	D23/223

**OTHER PUBLICATIONS**

AquaDance High Pressure 6-Setting 3.5" Chrome Face Handheld Shower, Jun. 30, 2016. Amazon.com, May 5, 2021.URL: <https://www.amazon.com/AquaDance-Experience-Officially-Independently-Performance/dp/B01H2DG1SW> (Year: 2016).\*

\* cited by examiner

*Primary Examiner* — Jack Reickel

*Assistant Examiner* — Keith J Wilson

(74) *Attorney, Agent, or Firm* — Law Offices of James Zhou; Jianmin Zhou

(57) **CLAIM**

I claim the ornamental design for a hand shower, as shown and described.

**DESCRIPTION**

FIG. 1 is a front elevational view of a hand shower showing my new design;

FIG. 2 is a rear elevational view thereof;

FIG. 3 is a left side elevational view thereof;

FIG. 4 is a right side elevational view thereof;

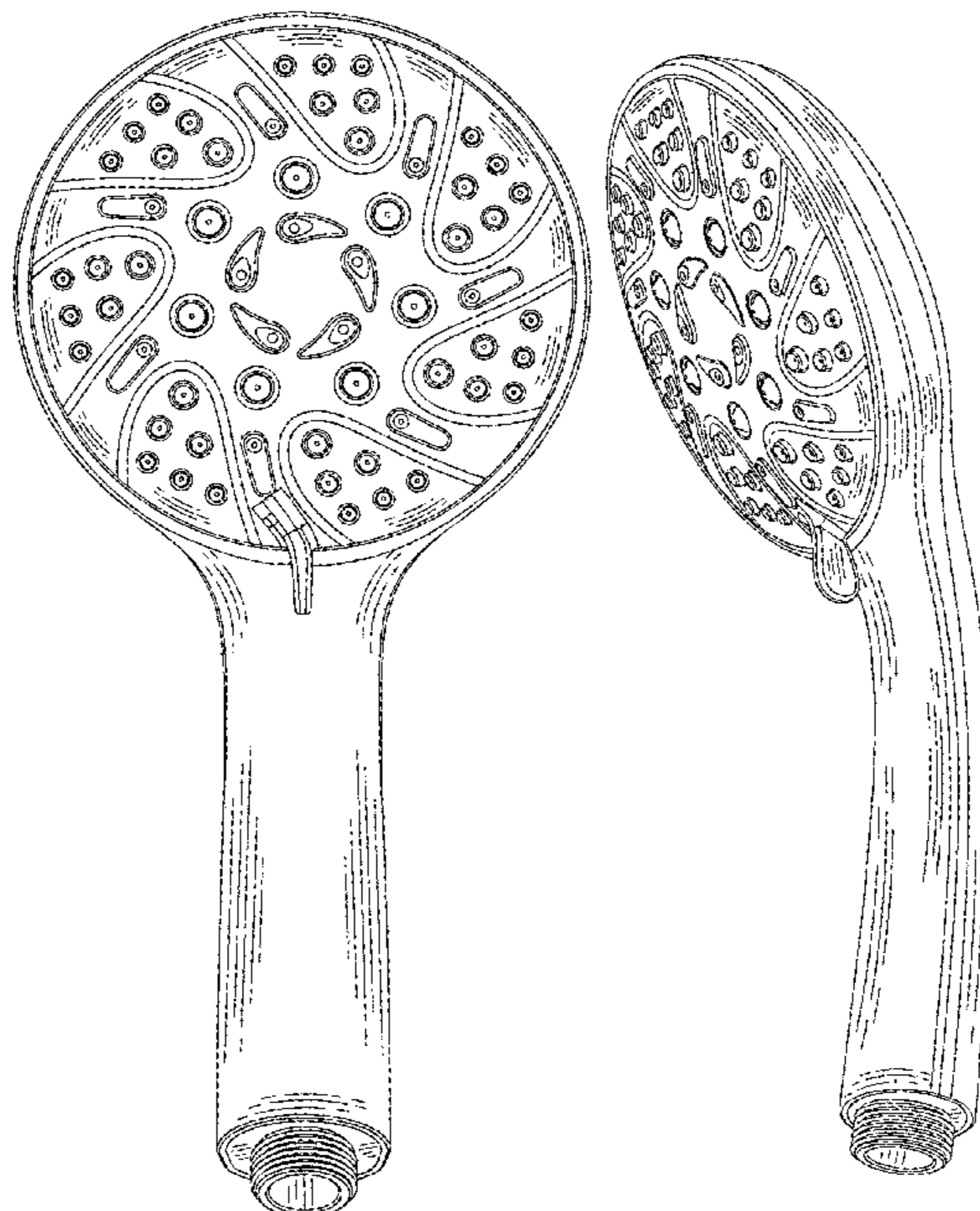
FIG. 5 is a top plan view thereof;

FIG. 6 is a bottom plan view thereof; and,

FIG. 7 is a perspective view thereof.

The broken lines depict portions of the hand shower that form no part of the claimed design.

**1 Claim, 7 Drawing Sheets**



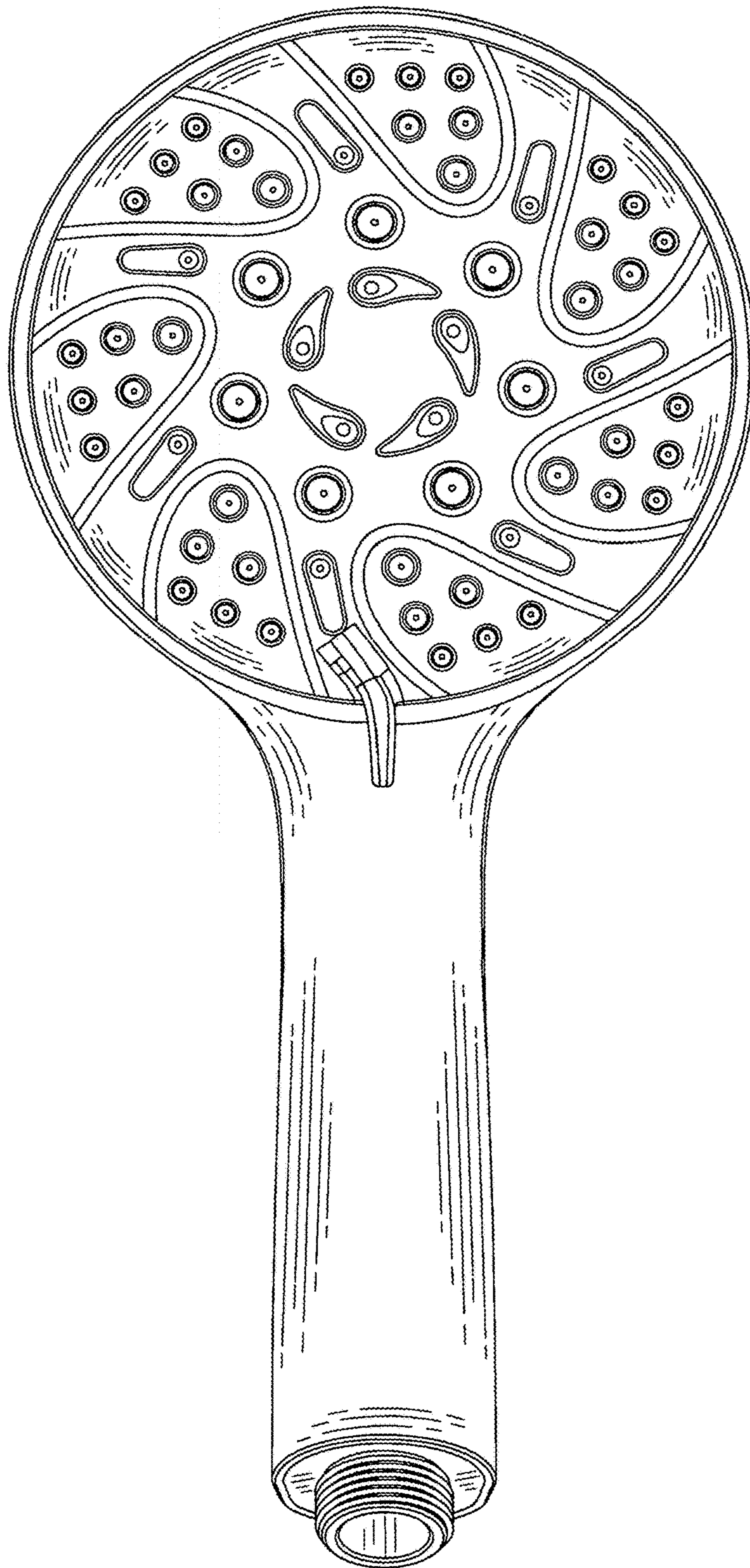


FIG. 1

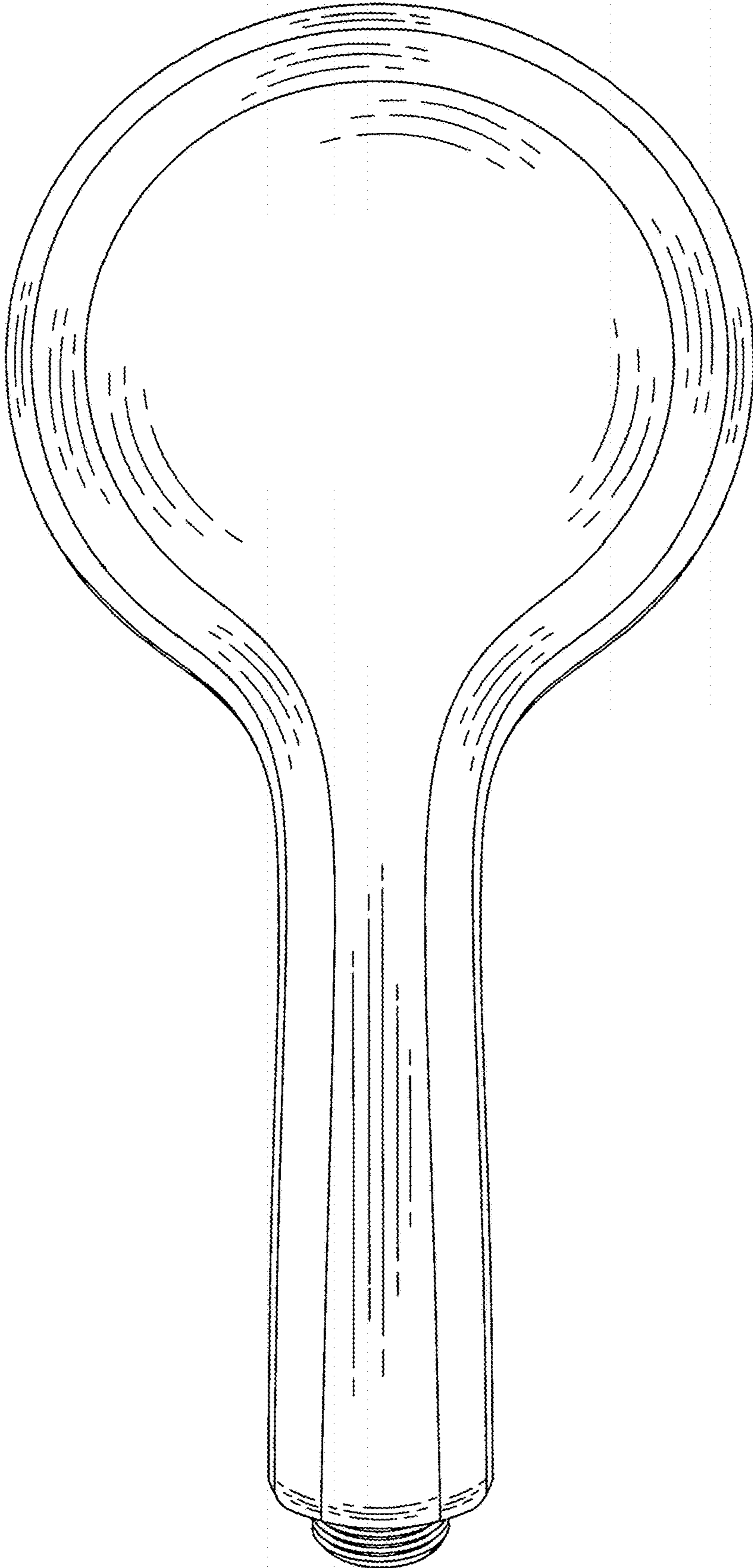


FIG. 2

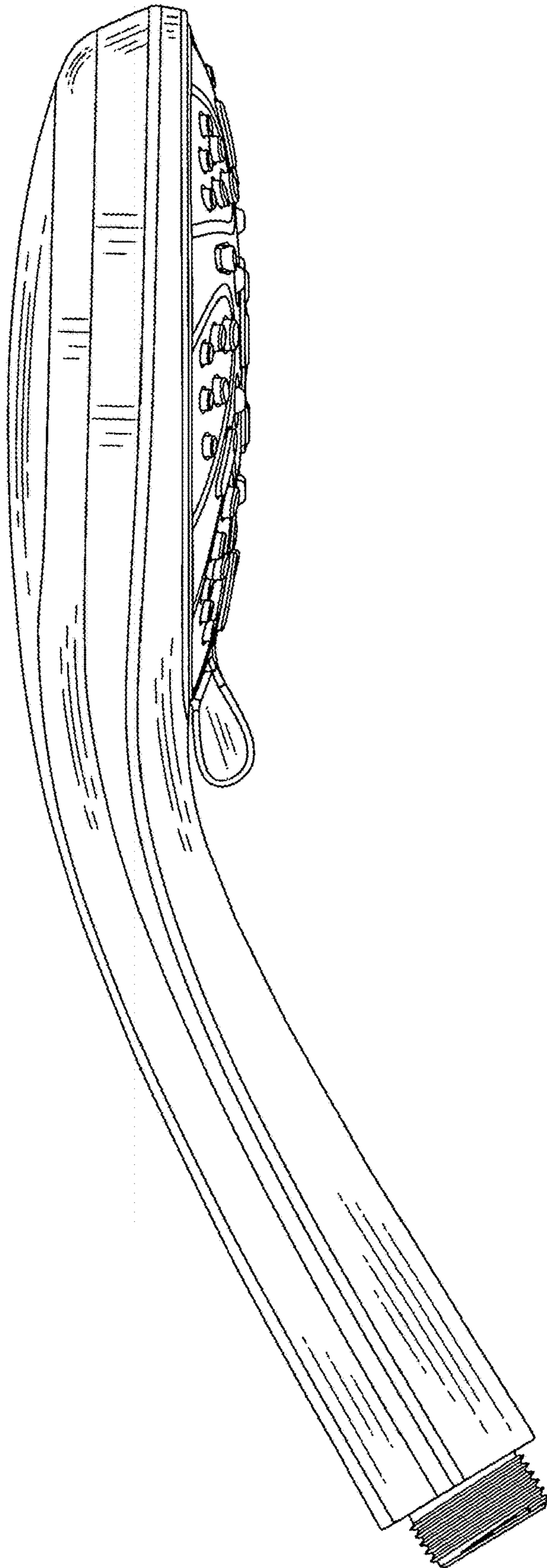


FIG. 3



FIG. 4

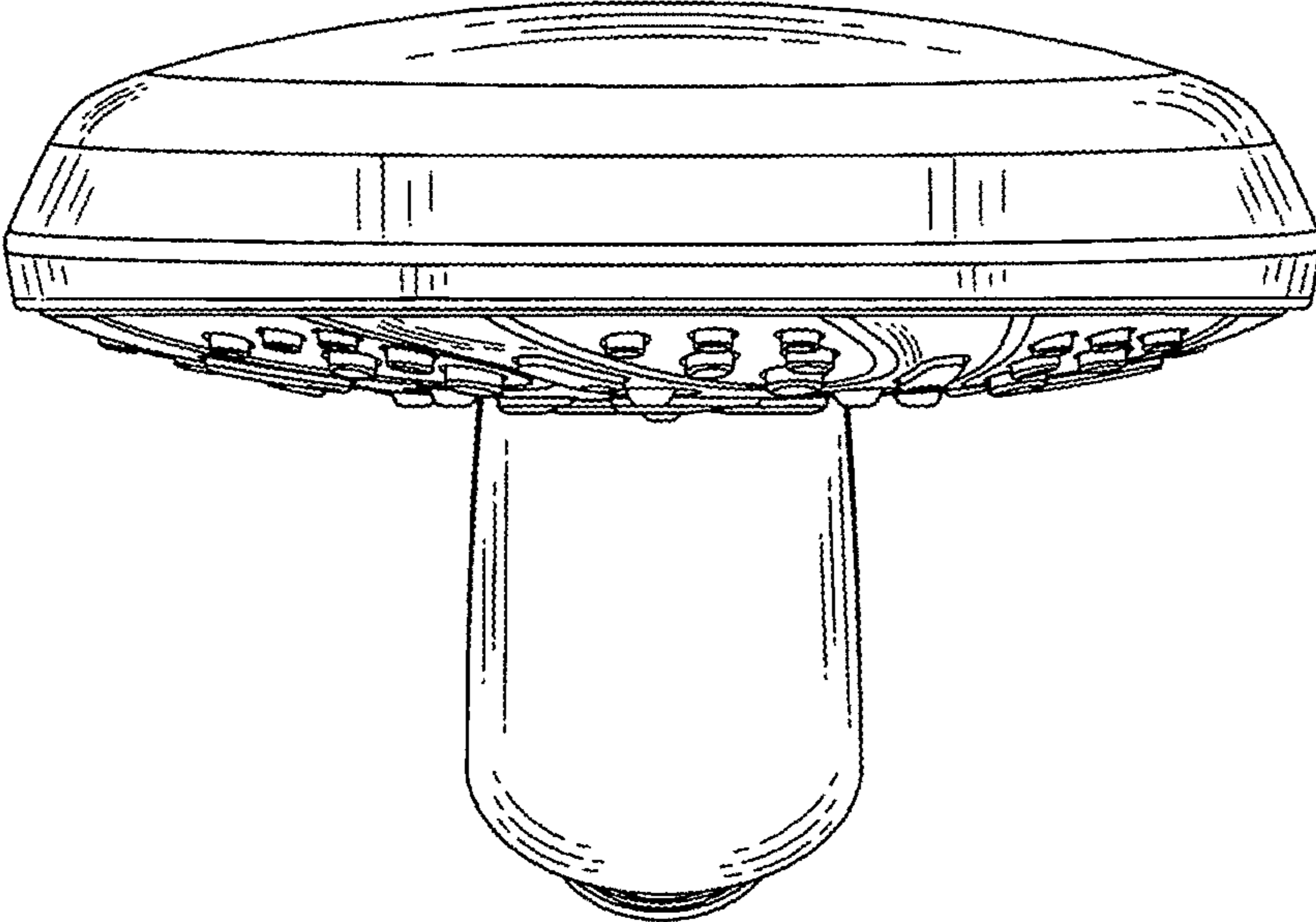


FIG. 5

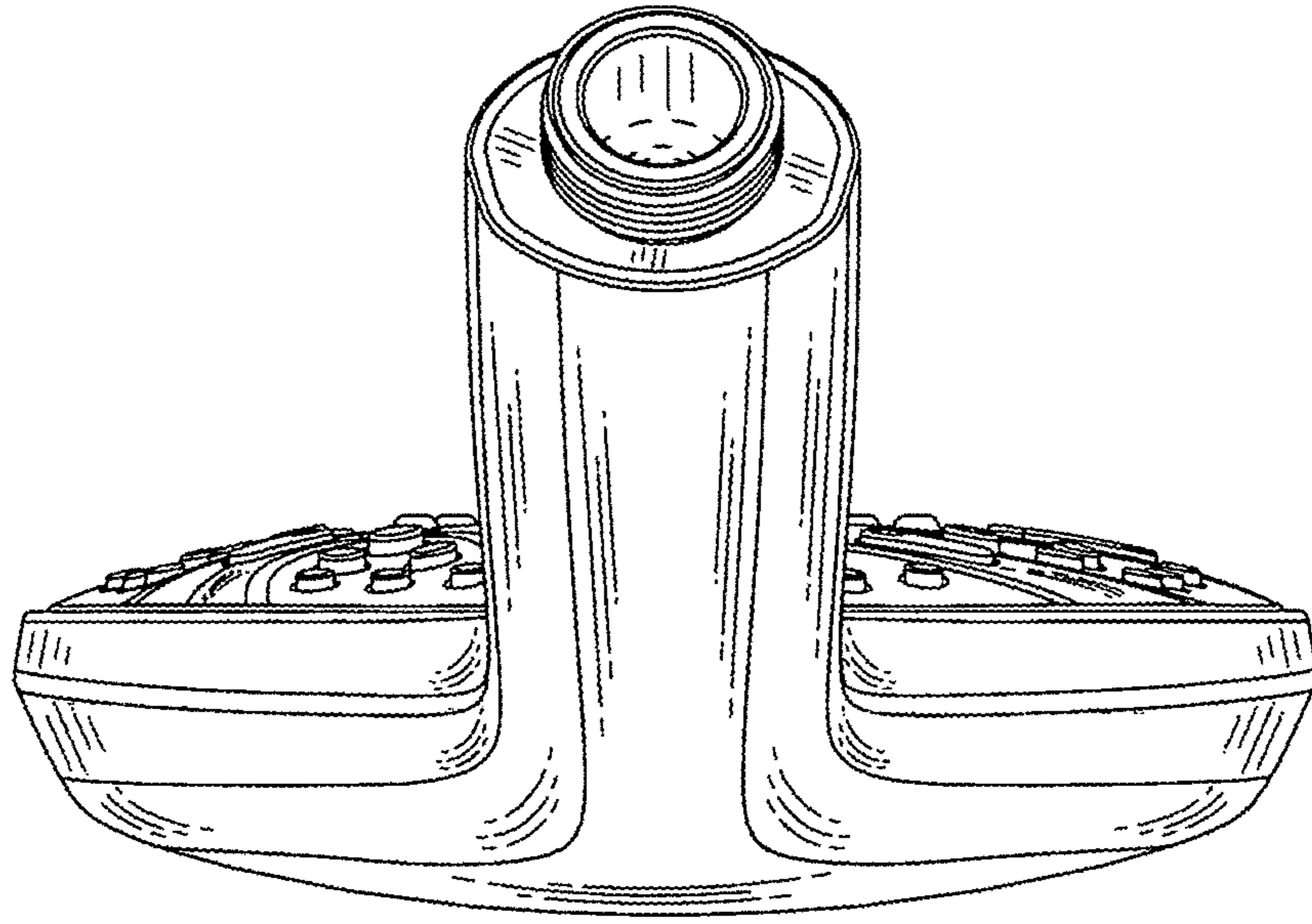


FIG. 6

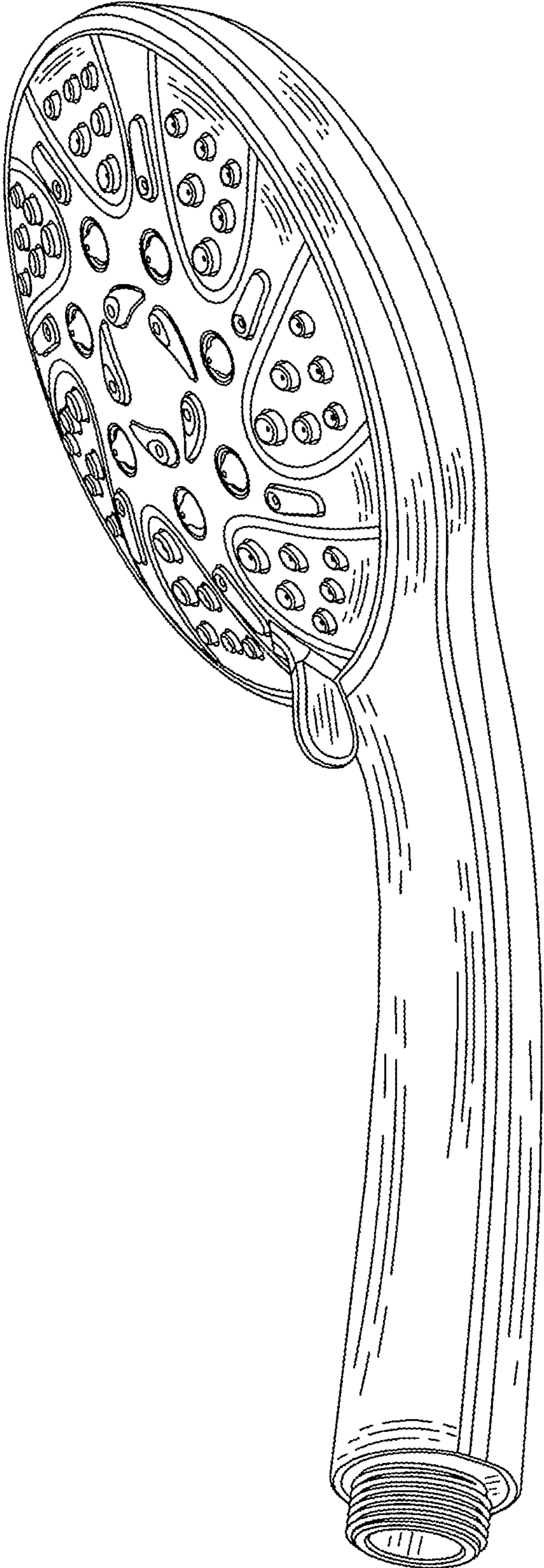


FIG. 7