



US00D930781S

(12) **United States Design Patent** (10) **Patent No.:** **US D930,781 S**
Omelchenko et al. (45) **Date of Patent:** **** Sep. 14, 2021**

(54) **FISHING LURE**

(71) Applicants: **Nataliia Omelchenko**, Brooklyn, NY (US); **Anatoliy Omelchenko**, Brooklyn, NY (US)

(72) Inventors: **Nataliia Omelchenko**, Brooklyn, NY (US); **Anatoliy Omelchenko**, Brooklyn, NY (US)

(**) **Term:** **15 Years**

(21) Appl. No.: **29/706,266**

(22) Filed: **Sep. 19, 2019**

(51) **LOC (13) Cl.** **22-05**

(52) **U.S. Cl.**
USPC **D22/129**

(58) **Field of Classification Search**
USPC D22/129, 128, 126
CPC A01K 85/00; A01K 85/12; A01K 85/14;
A01K 85/16; A01K 91/04
See application file for complete search history.

(56) **References Cited**

U.S. PATENT DOCUMENTS

2,480,580	A *	8/1949	Hopkins	A01K 85/14 43/42.45
D156,240	S *	11/1949	Hopkins	D22/126
2,819,552	A *	1/1958	Russell, Jr.	A01K 85/14 43/42.2
2,945,317	A *	7/1960	Wittmann, Jr.	A01K 85/14 43/42.5
3,418,744	A *	12/1968	Panicci	A01K 85/14 43/42.5
D399,293	S *	10/1998	Cordingley	D22/129
D697,579	S *	1/2014	O'Grady	D22/129

D746,939	S *	1/2016	Thomson	D22/129
D819,774	S *	6/2018	Hayden	D22/126
D910,801	S *	2/2021	Beath	D22/129
2019/0254268	A1 *	8/2019	Parker	A01K 85/14

OTHER PUBLICATIONS

Cabela's Fisherman Series Game Fish Hammered Spoon . . .
https://www.cabelas.com/shop/en/cabelas-fisherman-series-game-fish-hammered-spoon?ds_e=GOOGLE&ds_c=Shop%7CCAB%7CTopPerformers%7CFishing&gclid=EAAlQobChMljLXZjNb-8QIVDYizCh2VLQoIEAQYByABEgJPnPD_BwE&gclidsrc=aw.ds
(Year: 2020).*

* cited by examiner

Primary Examiner — Catherine R Oliver-Garcia
(74) *Attorney, Agent, or Firm* — Larson & Larson, P.A.;
Justin P. Miller; Frank Liebenow

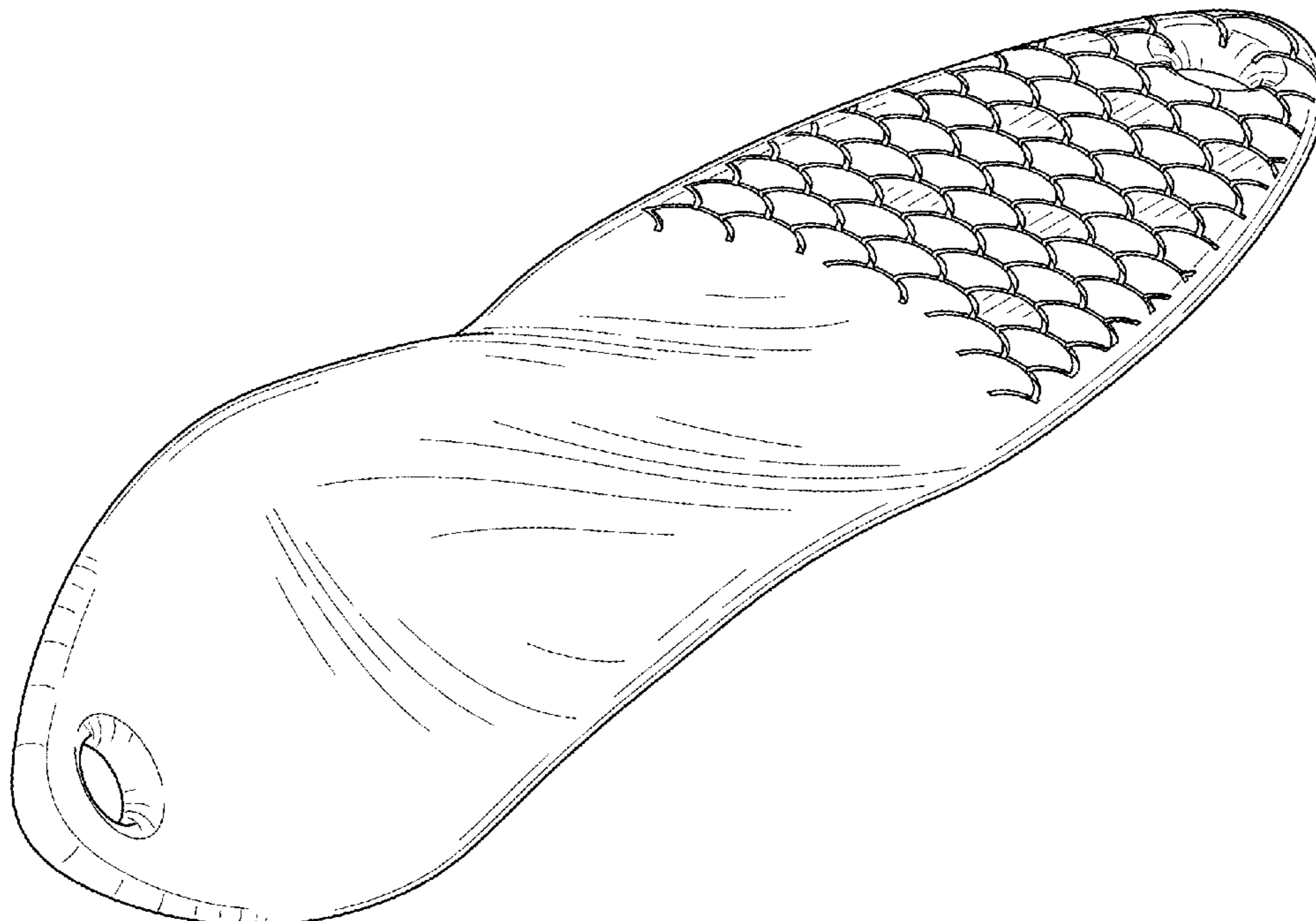
(57) **CLAIM**

We claim the ornamental design for a fishing lure, as shown and described.

DESCRIPTION

FIG. 1 is a perspective view of a fishing lure showing my new design;
FIG. 2 is a front elevation view thereof;
FIG. 3 is a back elevation thereof;
FIG. 4 is a left-side elevation view thereof;
FIG. 5 is a right-side elevation view thereof;
FIG. 6 is a top plan view thereof; and,
FIG. 7 is a bottom plan view thereof.

1 Claim, 4 Drawing Sheets



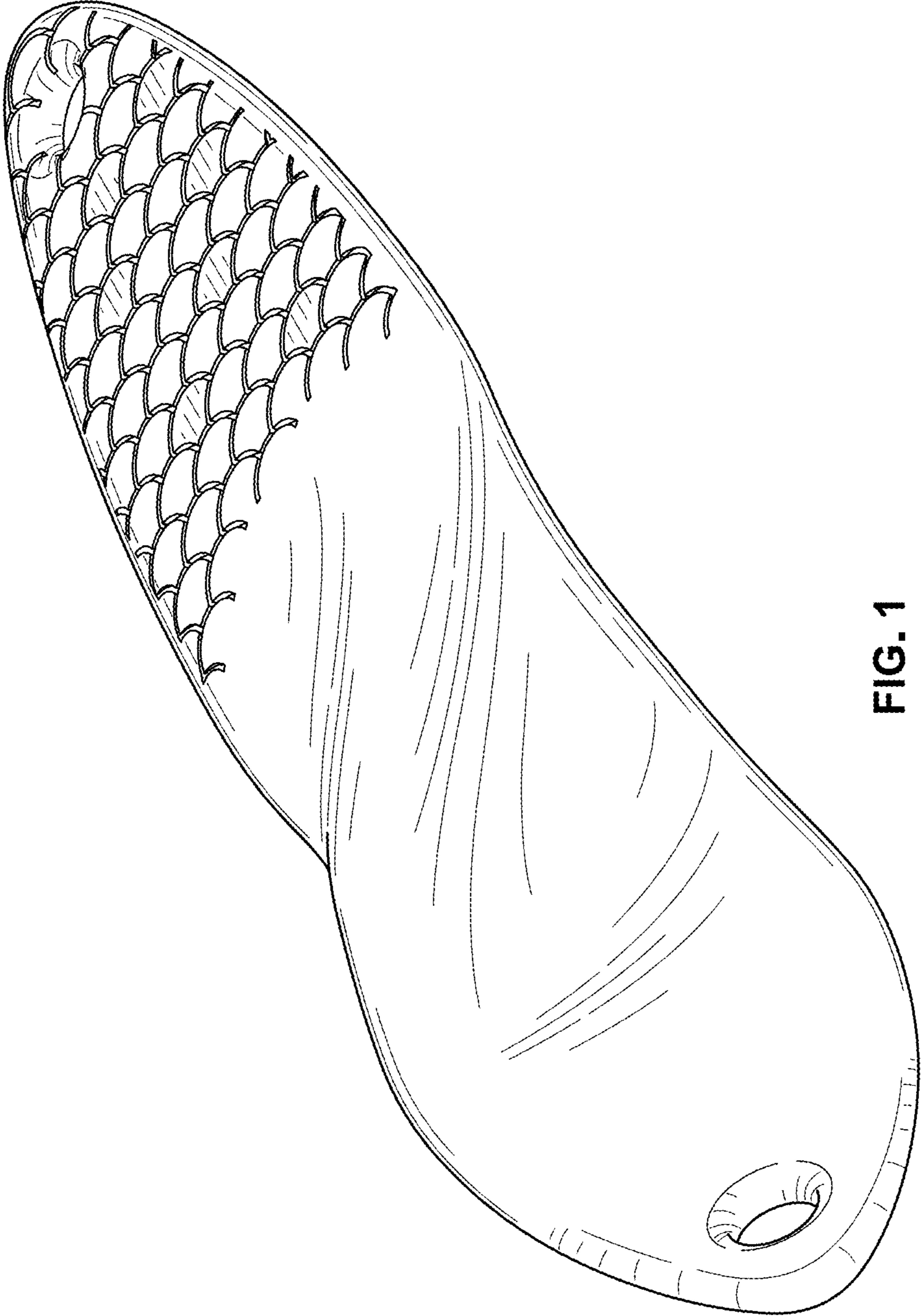


FIG. 1

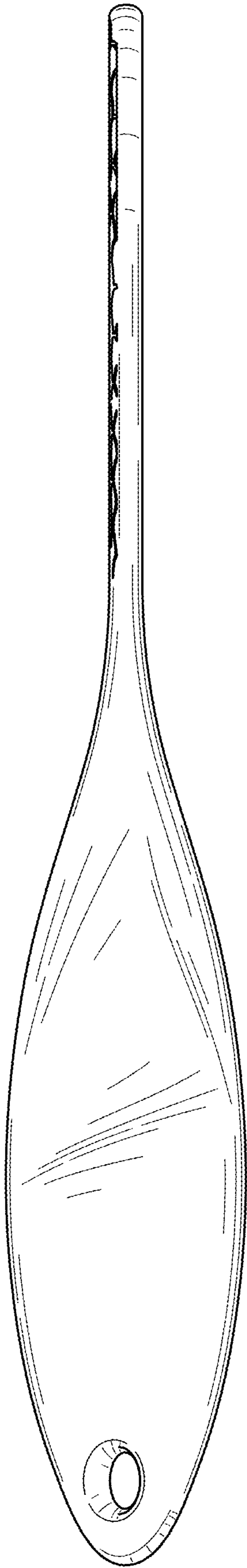


FIG. 2

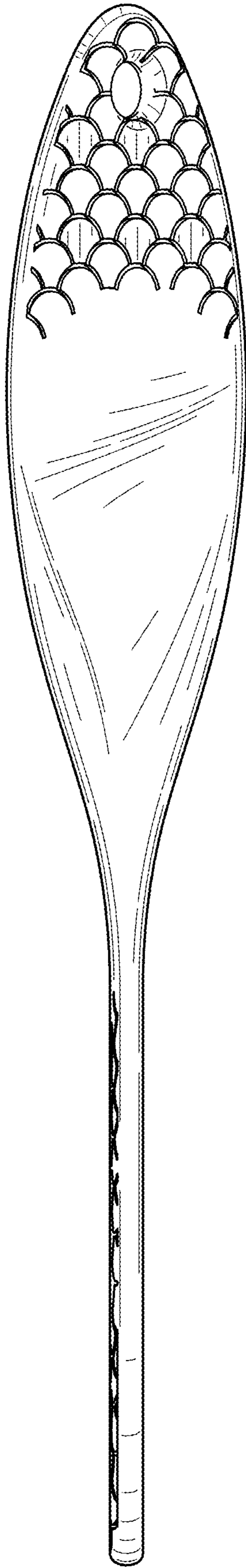


FIG. 3




FIG. 5

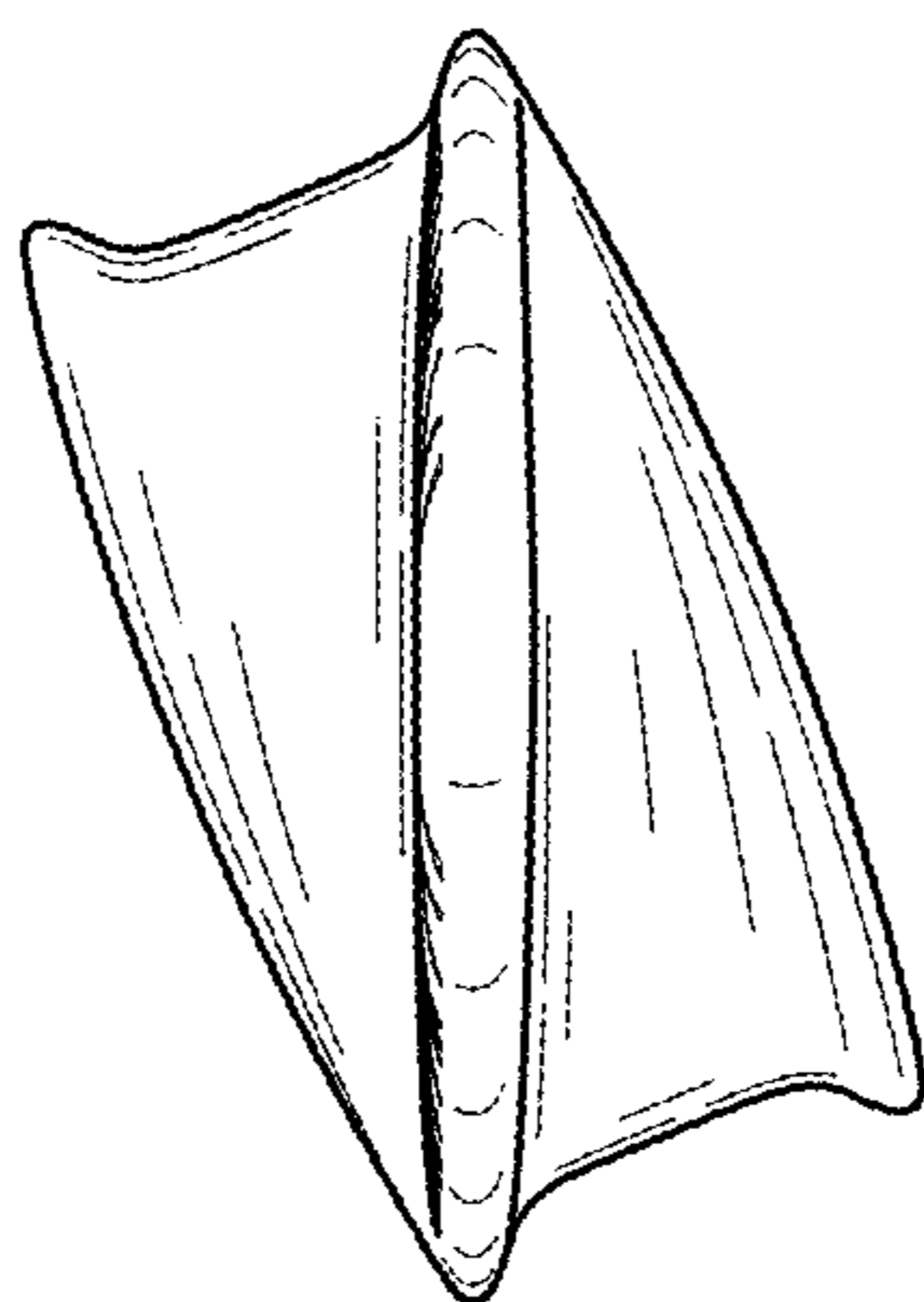


FIG. 4

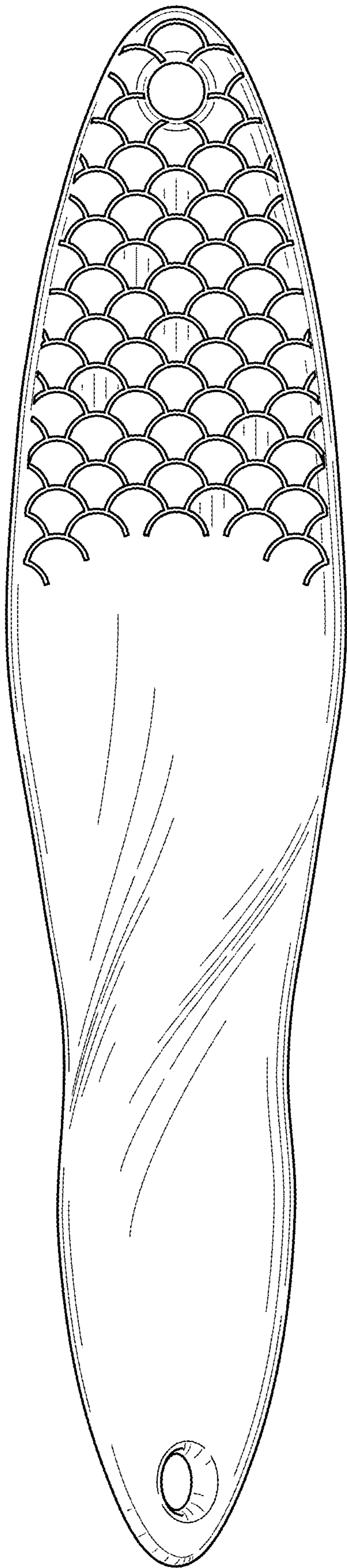


FIG. 6

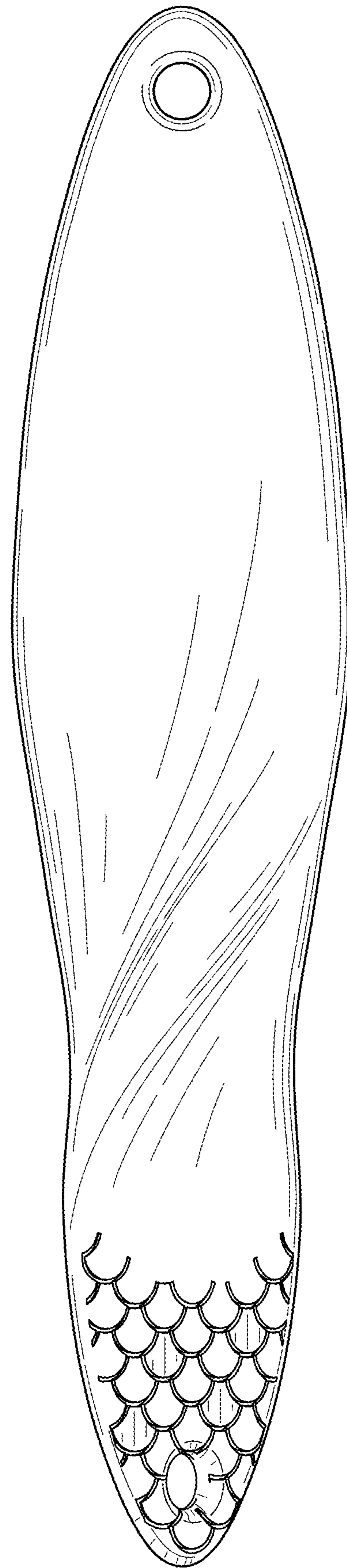


FIG. 7