



US00D930777S

(12) **United States Design Patent** (10) **Patent No.:** **US D930,777 S**
Rife (45) **Date of Patent:** **** Sep. 14, 2021**

(54) **GOLF GRIP**
(71) Applicant: **Guerin D. Rife**, Carlsbad, CA (US)
(72) Inventor: **Guerin D. Rife**, Carlsbad, CA (US)
(**) Term: **15 Years**
(21) Appl. No.: **29/721,604**
(22) Filed: **Jan. 22, 2020**
(51) **LOC (13) Cl.** **21-02**
(52) **U.S. Cl.**
USPC **D21/756**
(58) **Field of Classification Search**
USPC D21/756-758; D8/80, 83, 94, 97, 107,
D8/300, 321
CPC A63B 60/06-60/34; A63B 60/00; A63B
60/46; A63B 59/60-59/80; A63B
49/00-49/14; A63B 53/14
See application file for complete search history.

D592,262 S * 5/2009 Devaney D21/756
D592,263 S * 5/2009 Devaney D21/756
D592,264 S * 5/2009 Devaney D21/756
D592,265 S * 5/2009 Devaney D21/756
D592,266 S * 5/2009 Devaney D21/756
D592,267 S * 5/2009 Devaney D21/756
D595,378 S * 6/2009 Devaney D21/756
D595,379 S * 6/2009 Devaney D21/756
D595,796 S * 7/2009 Devaney D21/756
D597,622 S * 8/2009 Devaney D21/756
D681,758 S * 5/2013 Garsen D21/756
D710,466 S * 8/2014 Bentley D21/756
D728,717 S * 5/2015 Cokewell D21/756
D733,237 S * 6/2015 Serrano D21/756
D774,612 S * 12/2016 Dingman D21/756
D816,177 S * 4/2018 Garsen D21/756
D818,065 S * 5/2018 Lin D21/756
D851,188 S * 6/2019 Cokewell D21/756
D896,331 S * 9/2020 Biafore, Jr. D21/756
10,806,974 B1 * 10/2020 Biafore, Jr. A63B 60/14
2018/0290033 A1 * 10/2018 Rife A63B 53/007
2018/0369669 A1 * 12/2018 Rife A63B 60/14
2021/0121752 A1 * 4/2021 Rife A63B 60/24

* cited by examiner

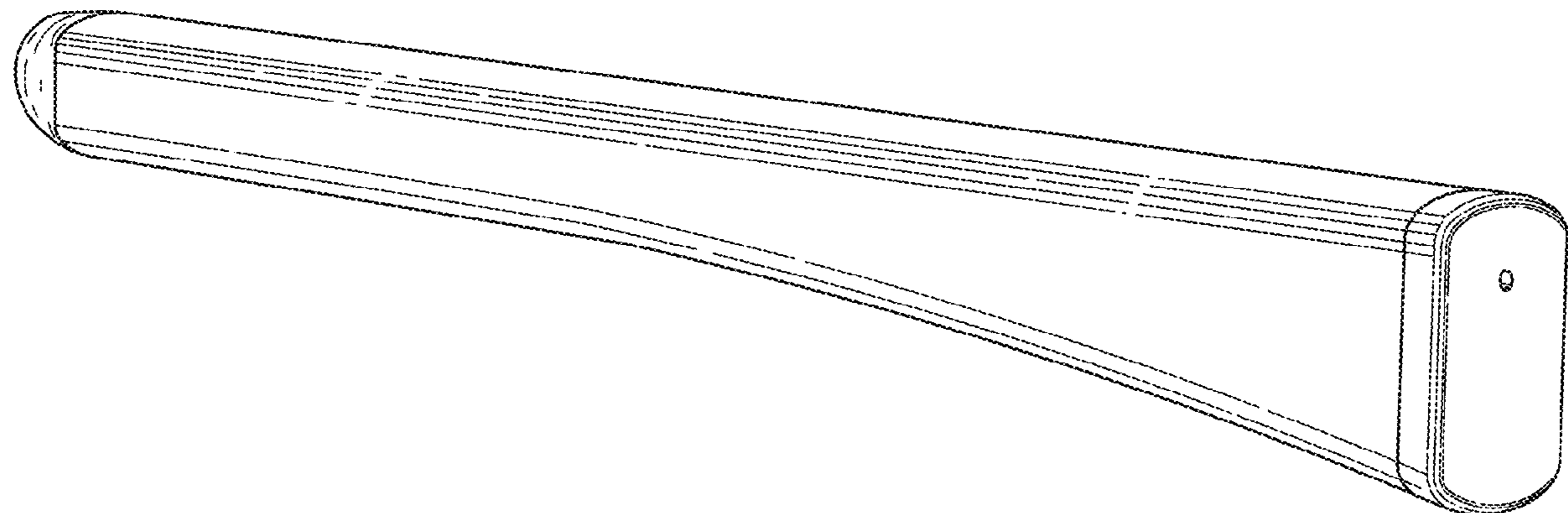
Primary Examiner — Mitchell I. Siegel
(74) *Attorney, Agent, or Firm* — Dickinson Wright PLLC

(56) **References Cited**
U.S. PATENT DOCUMENTS
2,218,268 A * 10/1940 Reid A63B 53/14
473/204
D128,266 S * 7/1941 Smith D21/756
D295,207 S * 4/1988 Mahaffey D21/756
D325,614 S * 4/1992 Mermillod D21/756
D399,282 S * 10/1998 Jarrett D21/756
D531,243 S * 10/2006 Davis D21/756
D534,602 S * 1/2007 Norton D21/756
D534,603 S * 1/2007 Norton D21/756
D534,604 S * 1/2007 Norton D21/756
D534,605 S * 1/2007 Norton D21/756
D534,606 S * 1/2007 Norton D21/756
D534,607 S * 1/2007 Norton D21/756
D534,975 S * 1/2007 Norton D21/756
D554,723 S * 11/2007 Savasky D21/756
D554,724 S * 11/2007 Savasky D21/756

(57) **CLAIM**
The ornamental design of a golf grip, as shown and described.

DESCRIPTION
FIG. 1 is a perspective view of the golf grip;
FIG. 2 is a front elevational view of the golf grip;
FIG. 3 is a rear elevational view of the golf grip;
FIG. 4 is an end view of the golf grip;
FIG. 5 is an opposite end of the golf grip;
FIG. 6 is a top view of the golf grip; and,
FIG. 7 is a bottom view of the golf grip.

1 Claim, 2 Drawing Sheets



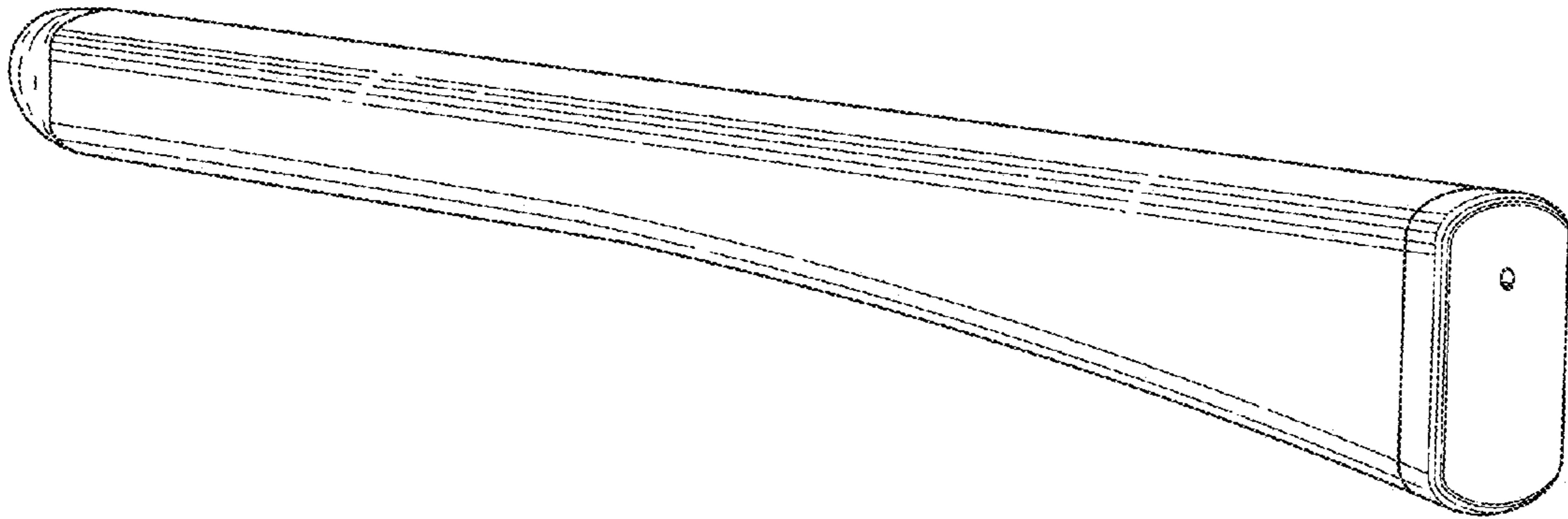


FIG. 1




FIG. 2




FIG. 3

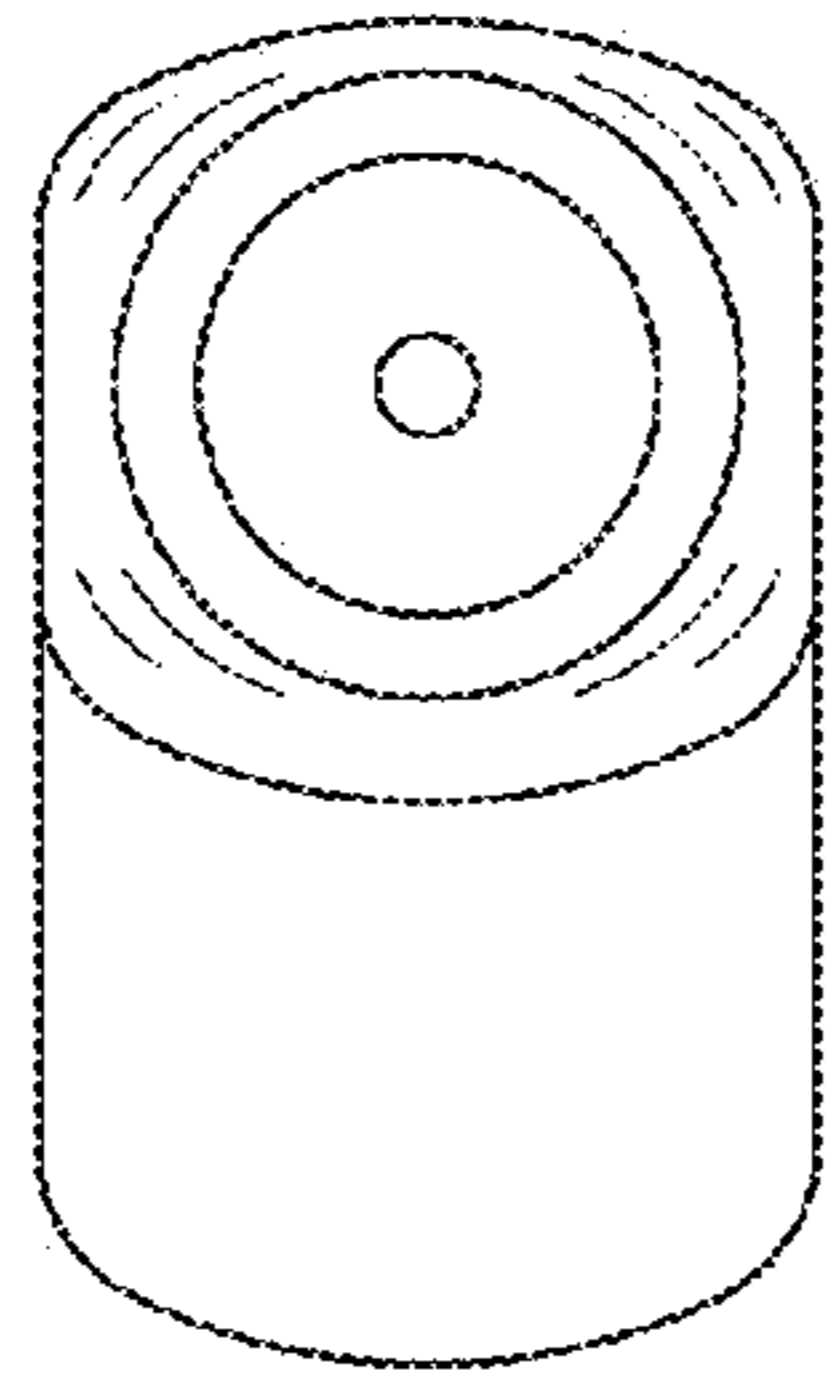


FIG. 4

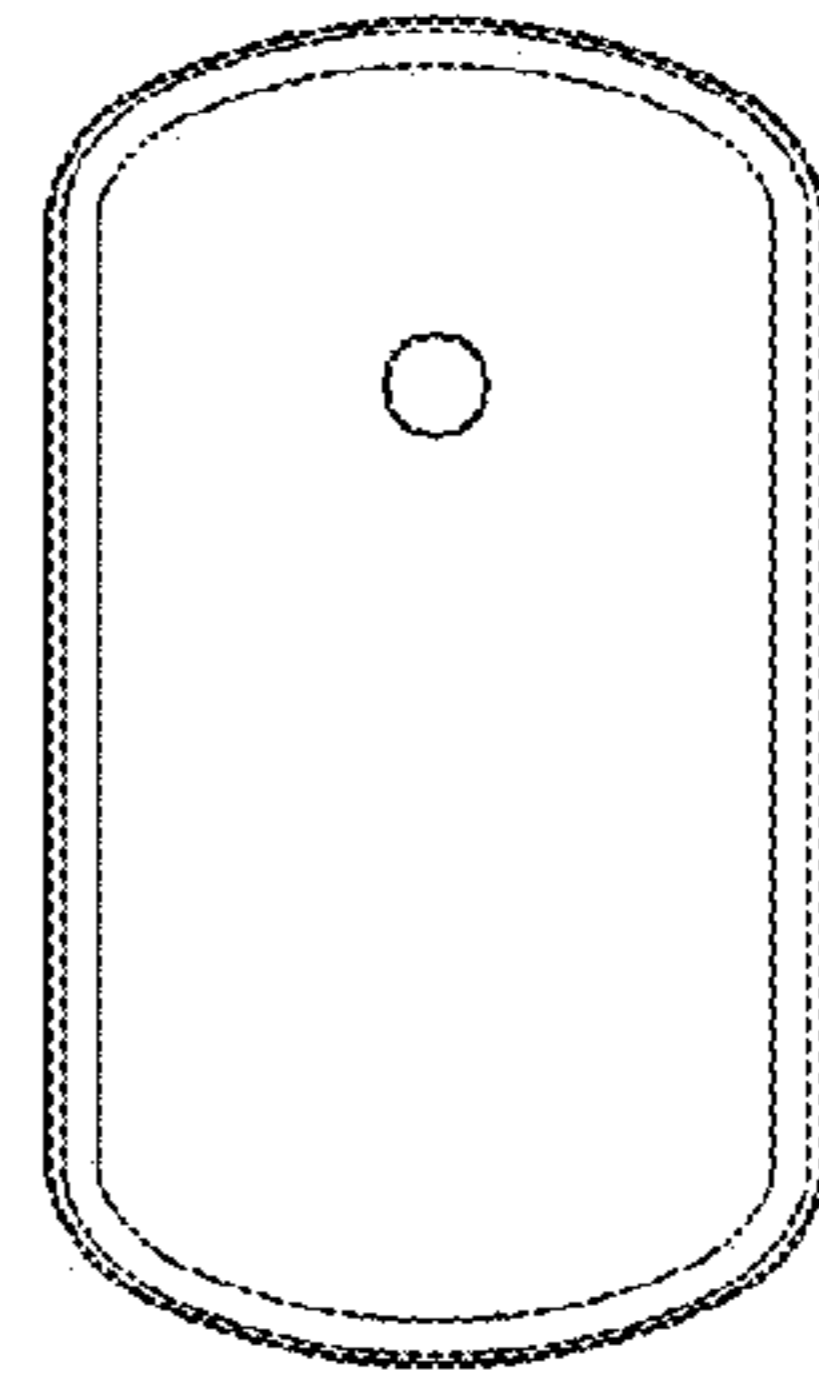


FIG. 5



FIG. 6

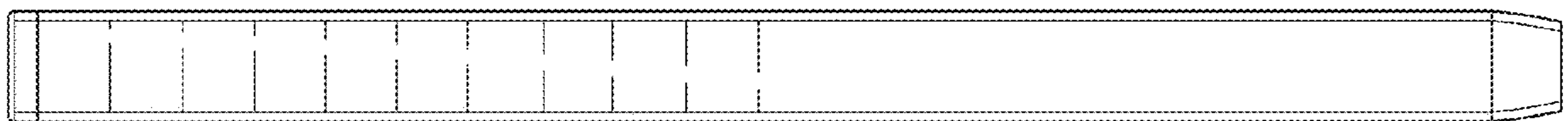


FIG. 7