



US00D930762S

(12) **United States Design Patent** (10) **Patent No.:** **US D930,762 S**
Tanner et al. (45) **Date of Patent:** **** *Sep. 14, 2021**

(54) **WEIGHTLIFTING BELT**
(71) Applicants: **Caitlyn Tanner**, Albuquerque, NM
(US); **Ethan Tanner**, Albuquerque, NM
(US)
(72) Inventors: **Caitlyn Tanner**, Albuquerque, NM
(US); **Ethan Tanner**, Albuquerque, NM
(US)

D435,611 S * 12/2000 Hines D2/627
D501,288 S * 2/2005 Taylor D2/627
D550,847 S * 9/2007 Kixmiller D24/190
D638,948 S * 5/2011 Janzon D24/190
D649,648 S * 11/2011 Cavalieri A61F 5/028
D24/190
D657,063 S * 4/2012 Chiang D24/190
D677,005 S * 2/2013 Deurwarder D29/100
9,437,175 B2 * 9/2016 Sumner A45F 3/10
D789,547 S * 6/2017 Matfus D24/190
D879,309 S * 3/2020 Reinke D24/190

(73) Assignee: **RX COMPLIANCE, LLC**,
Albuquerque, NM (US)

OTHER PUBLICATIONS

(*) Notice: This patent is subject to a terminal disclaimer.

“FireTeam Fit Weight Lifting Belt” Aug. 3, 2015, Amazon.com, site visited Jun. 10, 2020: <https://www.amazon.com.au/dp/B07LC6KNFL/> (Year: 2015).*

(**) Term: **15 Years**

* cited by examiner

(21) Appl. No.: **29/693,462**

Primary Examiner — Michael C Stout

(22) Filed: **Jun. 3, 2019**

Assistant Examiner — Melvin L Davis

(51) **LOC (13) Cl.** **21-01**

(74) *Attorney, Agent, or Firm* — Kramer Law Firm, P.C.;
Kameron W. Kramer

(52) **U.S. Cl.**
USPC **D21/662**; D24/190

(57) **CLAIM**

(58) **Field of Classification Search**
USPC D2/502, 627, 900; D3/221, 224, 226,
D3/327; D21/398, 408, 662, 684, 692;
D24/190, 206; D29/100, 101.5, 124

The ornamental design for a weightlifting belt, as shown and described.

CPC A63B 21/0552
See application file for complete search history.

DESCRIPTION

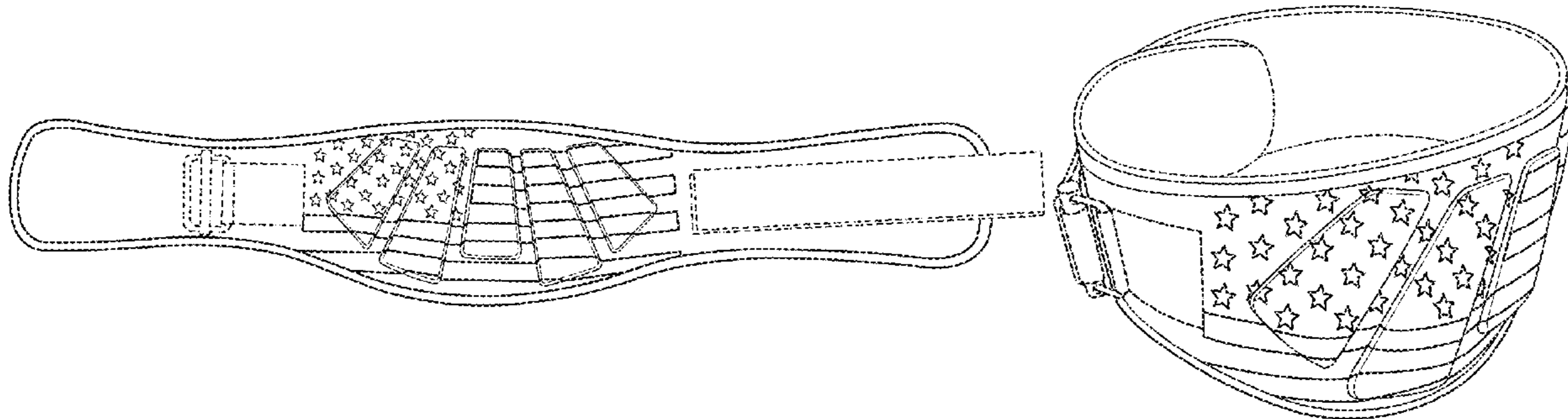
(56) **References Cited**

FIG. 1 is a front elevation view of a weightlifting belt showing our new design; and, FIG. 2 is a perspective view thereof in the closed position. The broken lines of FIGS. 1-2 illustrate portions of a weightlifting belt that form no part of the claimed design. The rear side of the weightlifting belt forms no part of the claimed design and is therefore not shown.

U.S. PATENT DOCUMENTS

D289,785 S * 5/1987 Lindsey D2/627
D352,114 S * 11/1994 Nicholson D24/190
D366,555 S * 1/1996 Daniels D24/190
D375,823 S * 11/1996 Bleiweis D2/627

1 Claim, 2 Drawing Sheets



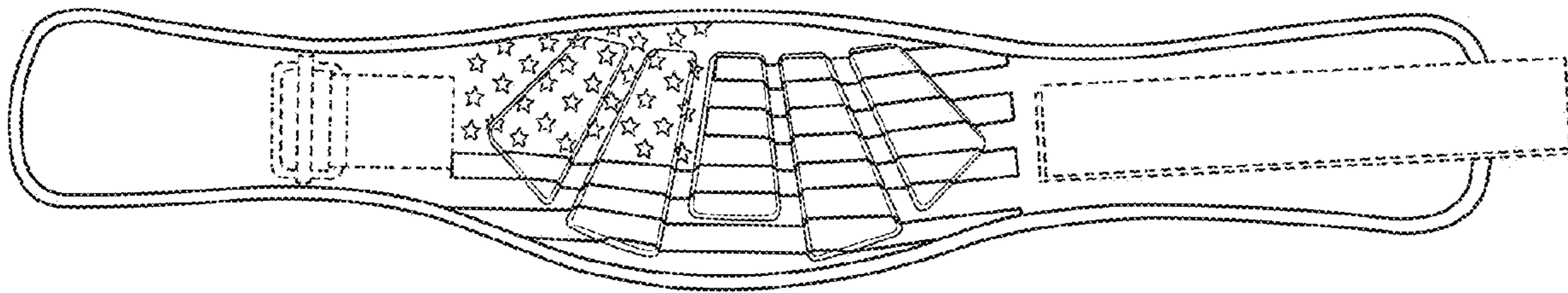


FIG. 1

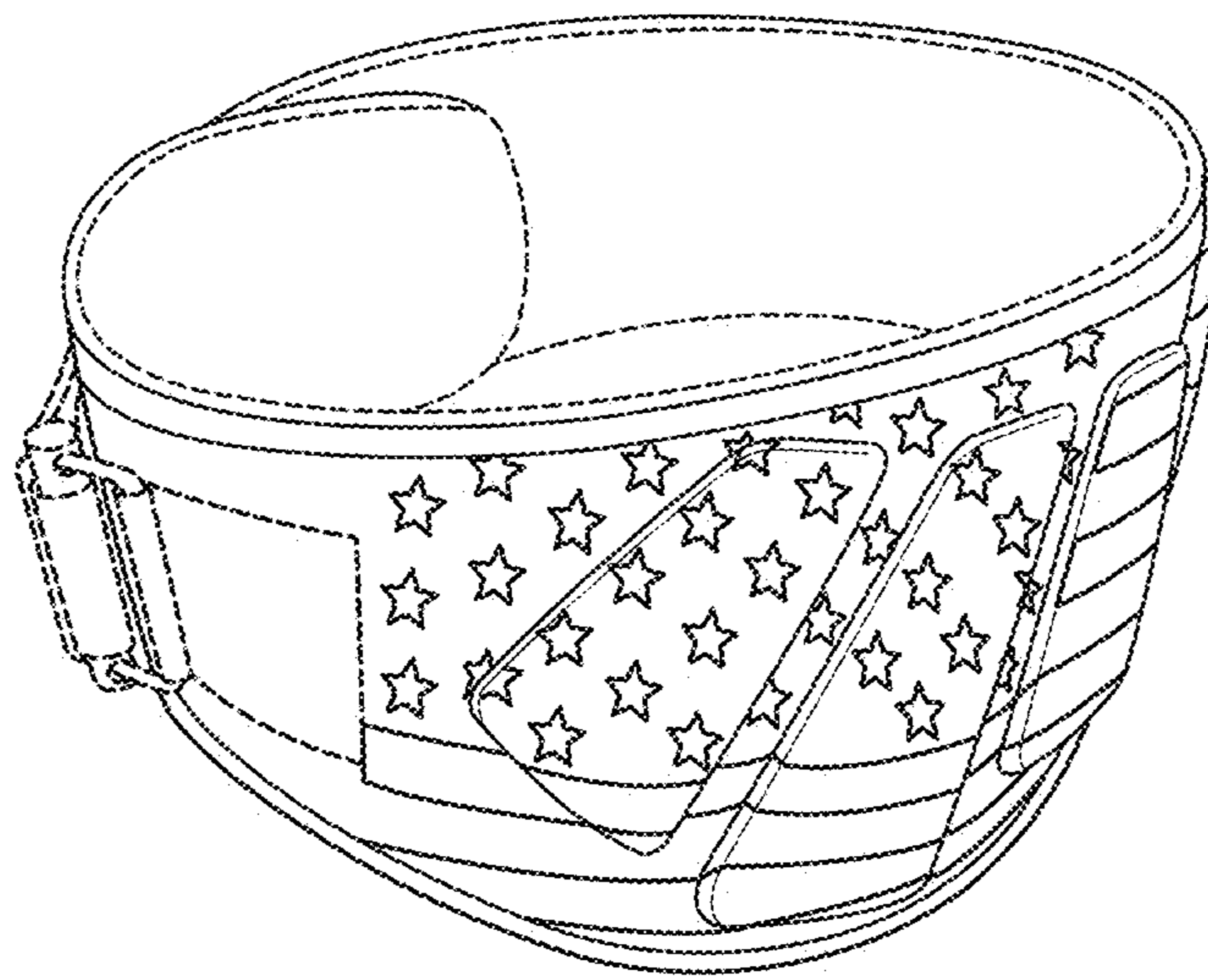


FIG. 2