



US00D930741S

(12) **United States Design Patent**
Ashfield

(10) **Patent No.:** **US D930,741 S**

(45) **Date of Patent:** **** Sep. 14, 2021**

(54) **PERCUSSION Mallet**

(71) Applicant: **Percussion Play Limited**, Froxfield (GB)

(72) Inventor: **Jody Ashfield**, Steep (GB)

(73) Assignee: **Percussion Play Ltd**, Petersfield (GB)

(**) Term: **15 Years**

(21) Appl. No.: **29/713,446**

(22) Filed: **Nov. 15, 2019**

(51) **LOC (13) Cl.** **17-04**

(52) **U.S. Cl.**
USPC **D17/22**

(58) **Field of Classification Search**
USPC D17/22, 99; D21/405, 406
CPC G10D 13/00; G10D 13/01; G10D 13/02;
G10D 13/03; G10D 13/10; G10D 13/12;
G10D 13/18

See application file for complete search history.

(56) **References Cited**

U.S. PATENT DOCUMENTS

- D263,480 S * 3/1982 Cohen 84/402
- 4,488,470 A * 12/1984 Larrain G10D 13/12
84/422.4
- D278,634 S * 4/1985 Anderson 84/422.4
- D295,872 S * 5/1988 Koumarianos 84/422.4
- D474,493 S * 5/2003 Tuttle D17/9
- D556,820 S * 12/2007 Parikh D17/22

- 7,478,775 B2 1/2009 Hopper
- D802,652 S * 11/2017 Cooper G10D 13/12
D17/22
- D879,872 S * 3/2020 Jones D17/22

FOREIGN PATENT DOCUMENTS

WO WO-8602849 A1 * 5/1986 G10D 13/12

* cited by examiner

Primary Examiner — R. Johnson

(74) *Attorney, Agent, or Firm* — Boyle Fredrickson S.C.

(57) **CLAIM**

The ornamental design for a percussion mallet, as shown and described.

DESCRIPTION

FIG. 1 is a perspective view of a percussion mallet according to the present invention showing the mallet tethered to a cable;

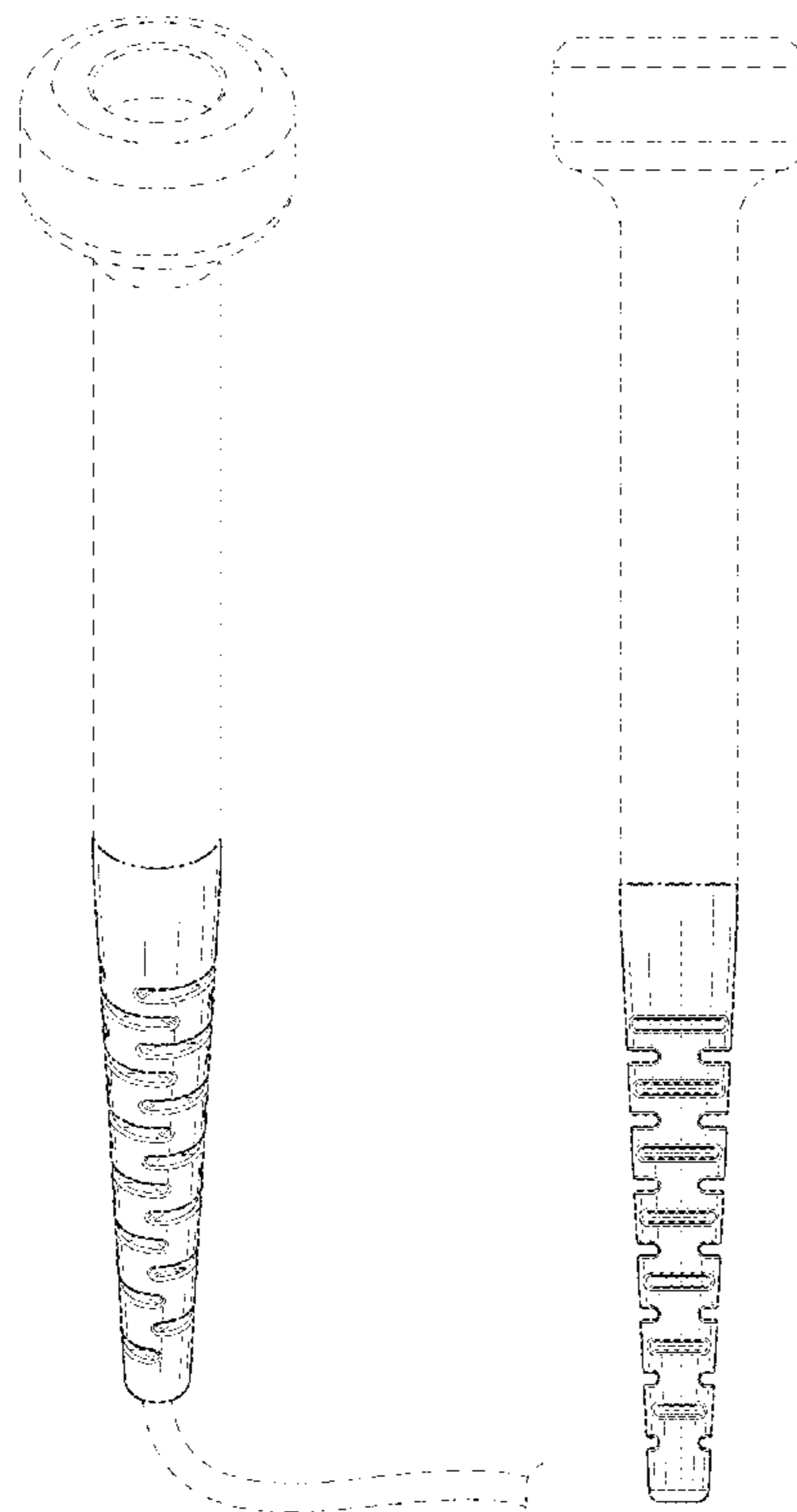
FIG. 2 is a front elevation view of the percussion mallet of FIG. 1, the rear elevation view, the left side elevation view, and the right side elevation view being identical to the front elevation view;

FIG. 3 is an enlarged top plan view of the percussion mallet of FIG. 2; and,

FIG. 4 is an enlarged bottom plan view of the percussion mallet of FIG. 2.

The broken lines are for illustrative purposes and represent environmental structure and unclaimed portions of the invention and therefore form no part of the claimed design.

1 Claim, 4 Drawing Sheets



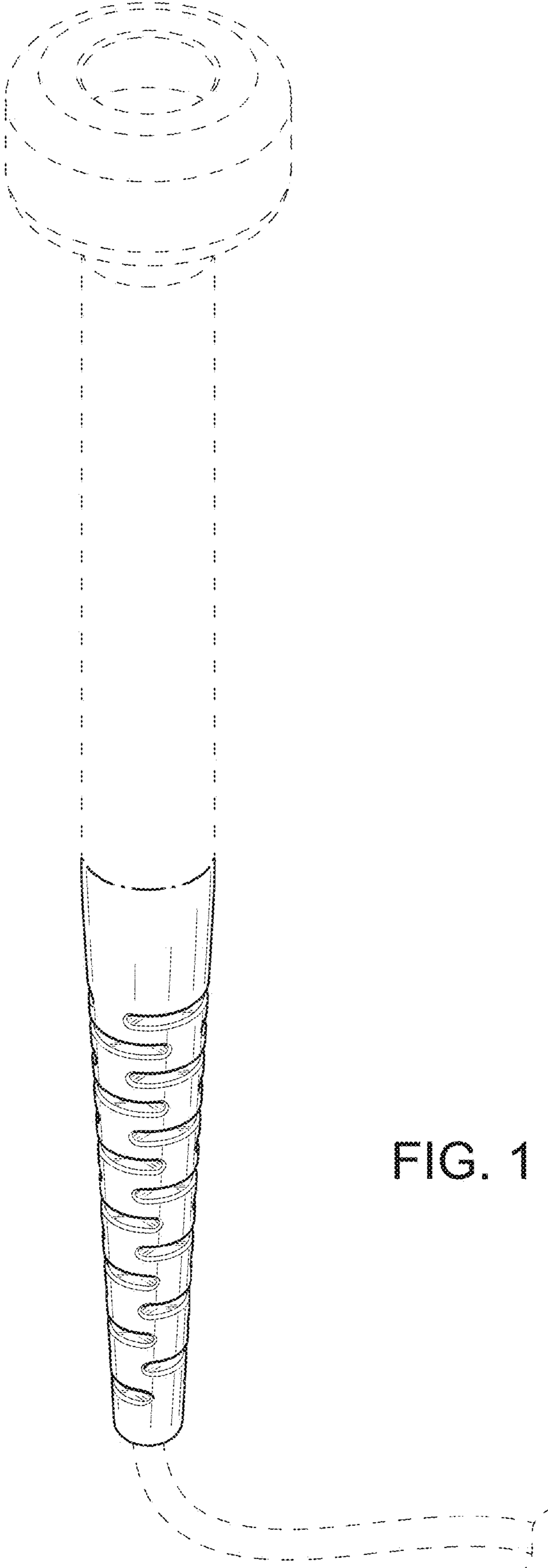


FIG. 1

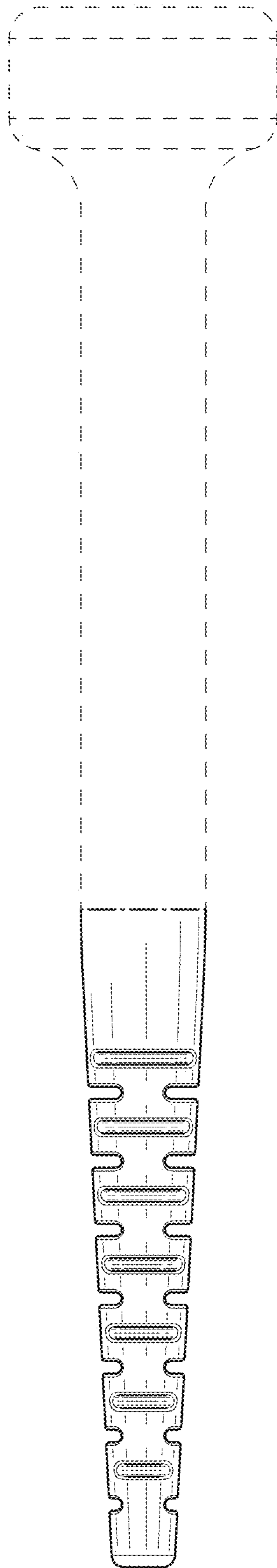


FIG. 2

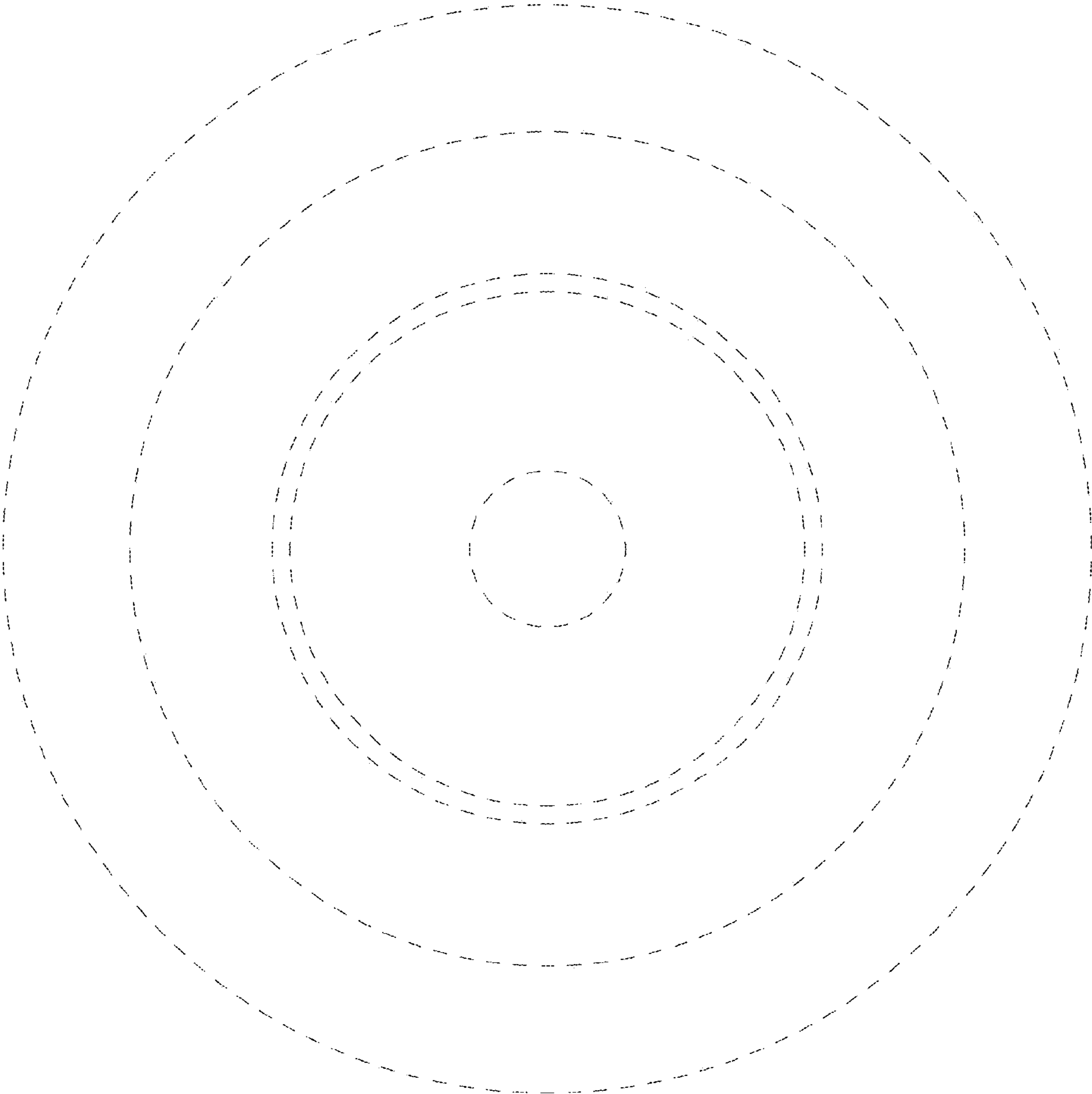


FIG. 3

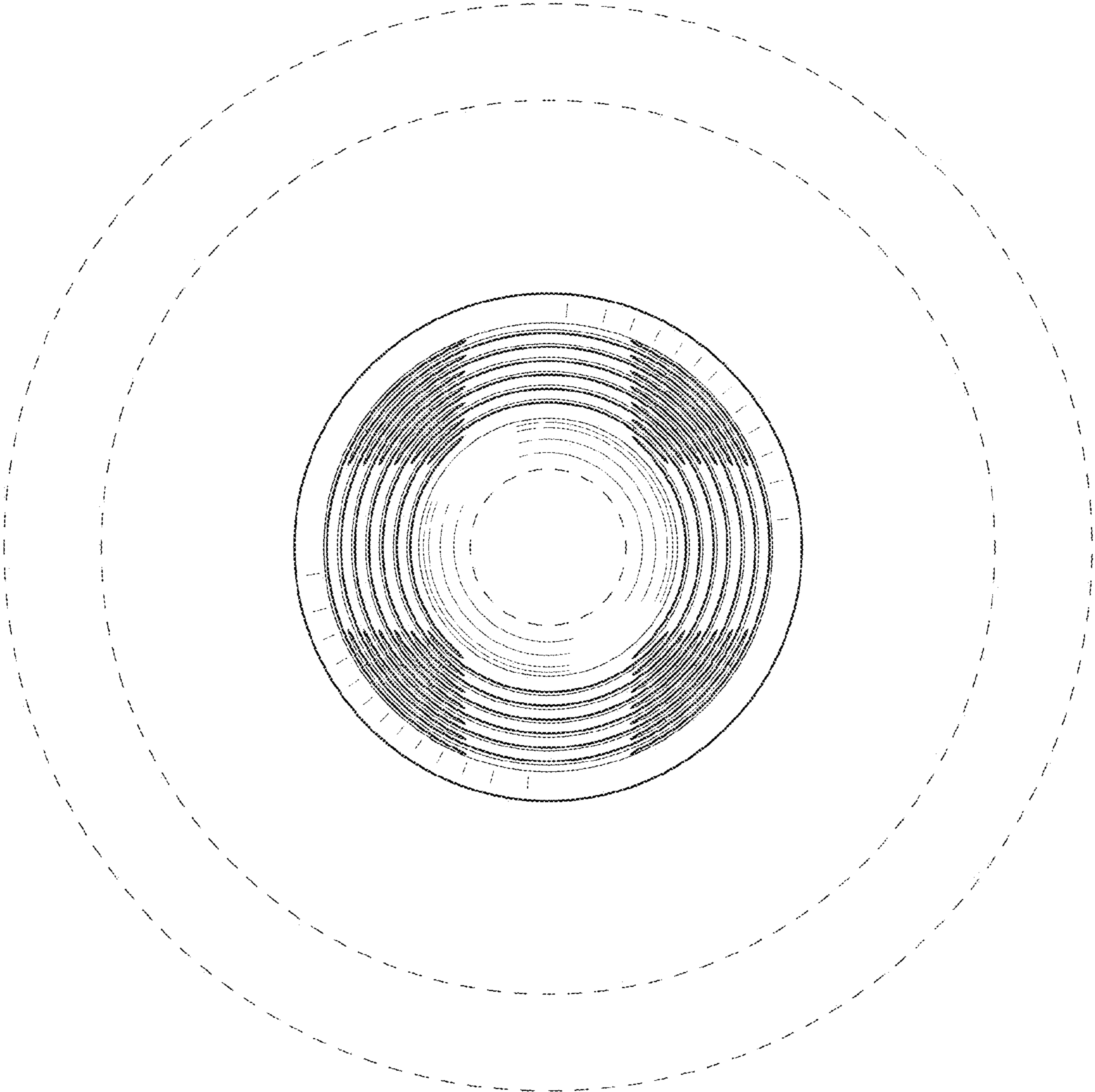


FIG. 4