



US00D930726S

(12) **United States Design Patent** (10) **Patent No.:** **US D930,726 S**  
**Vaswani et al.** (45) **Date of Patent:** **\*\* Sep. 14, 2021**

(54) **ROBOT**  
(71) Applicant: **RN Chidakashi Technologies Private Limited, Mumbai (IN)**  
(72) Inventors: **Sneh Vaswani, Mumbai (IN); Prashant Iyengar, Mumbai (IN); Chintan Raikar, Mumbai (IN)**  
(73) Assignee: **RN Chidakashi Technologies Private Limited, Mumbai (IN)**  
(\*\*) Term: **15 Years**  
(21) Appl. No.: **29/724,109**  
(22) Filed: **Feb. 12, 2020**  
(51) **LOC (13) Cl.** ..... **15-99**  
(52) **U.S. Cl.**  
USPC ..... **D15/199**  
(58) **Field of Classification Search**  
USPC ..... D15/199; D21/578-583, 621, 622;  
D32/21  
CPC ..... B25J 5/007; B60B 19/006; B62D 57/024;  
H01F 7/0221; Y10S 901/01  
See application file for complete search history.

D823,917 S \* 7/2018 Bernazeau ..... D15/199  
D835,693 S \* 12/2018 Lee ..... D15/199  
D837,854 S \* 1/2019 Zhou ..... D15/199  
D838,758 S \* 1/2019 Kymm ..... D15/199  
D840,619 S \* 2/2019 Kim ..... D32/21  
D840,620 S \* 2/2019 Kim ..... D32/21  
D842,353 S \* 3/2019 Lee ..... D15/199  
D868,907 S \* 12/2019 Liu ..... D21/578  
D877,994 S \* 3/2020 Kim ..... D32/21  
D879,853 S \* 3/2020 Baba ..... D15/199  
D881,250 S \* 4/2020 Yao ..... D15/199  
D896,291 S \* 9/2020 Xing ..... D15/199  
D905,145 S \* 12/2020 Ingerick ..... B25J 5/007  
D15/199  
D906,443 S \* 12/2020 Christie, II ..... D21/578  
D907,306 S \* 1/2021 Tang ..... A63H 11/10  
D30/122  
D909,496 S \* 2/2021 Zou ..... D21/578  
D911,405 S \* 2/2021 Ekmekjian ..... D15/199  
2015/0224640 A1 \* 8/2015 Vu ..... B25J 5/007  
700/259  
2018/0043952 A1 \* 2/2018 Ellerman ..... B62D 15/00

\* cited by examiner

Primary Examiner — Patricia A Palasik

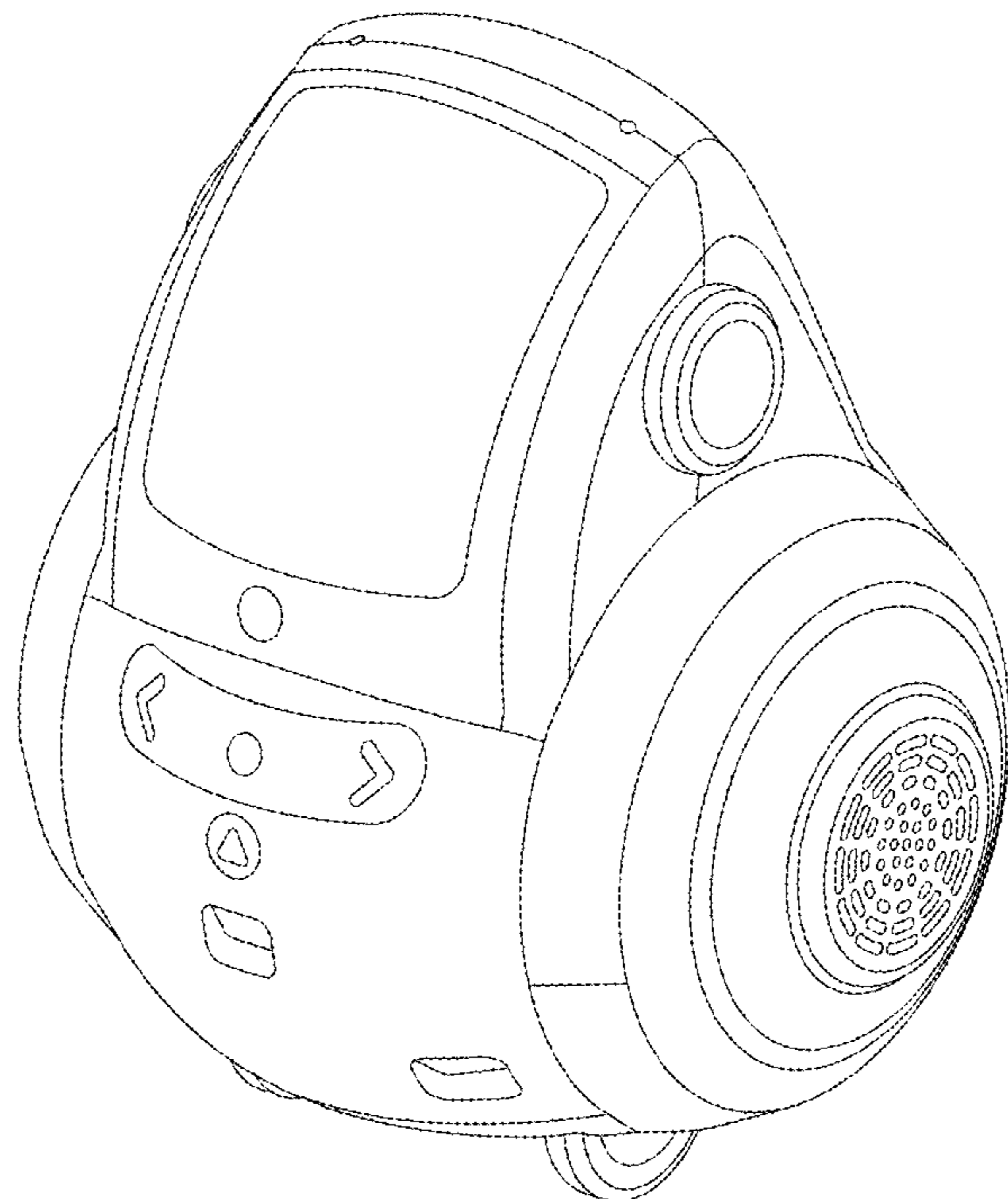
(57) **CLAIM**  
The ornamental design for a robot, as shown.

**DESCRIPTION**

FIG. 1 is a front view of a robot showing our new design;  
FIG. 2 is a back view thereof;  
FIG. 3 is a top view thereof;  
FIG. 4 is a bottom view thereof;  
FIG. 5 is a left side view thereof;  
FIG. 6 is a right side view thereof; and,  
FIG. 7 is a perspective view thereof.

**1 Claim, 7 Drawing Sheets**

(56) **References Cited**  
U.S. PATENT DOCUMENTS  
3,728,815 A \* 4/1973 Tomiyama ..... A63H 11/10  
446/291  
D450,788 S \* 11/2001 Kawasaki ..... D21/578  
D635,603 S \* 4/2011 Paz Rodriguez ..... D15/199  
D639,353 S \* 6/2011 Stibolt ..... D21/578  
D710,953 S \* 8/2014 Katsutani ..... D21/578  
D761,894 S \* 7/2016 Ho ..... D15/199



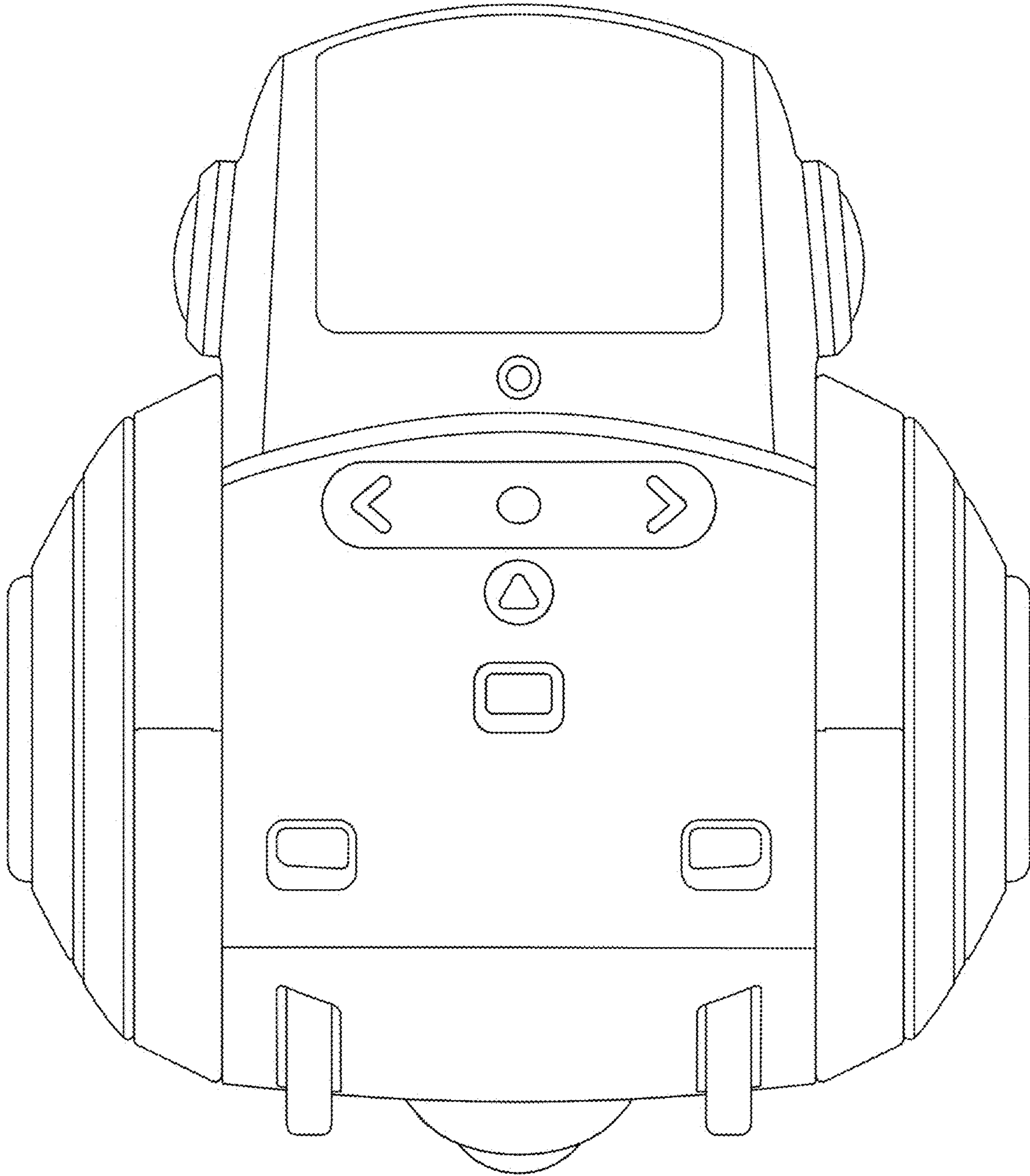


FIG. 1

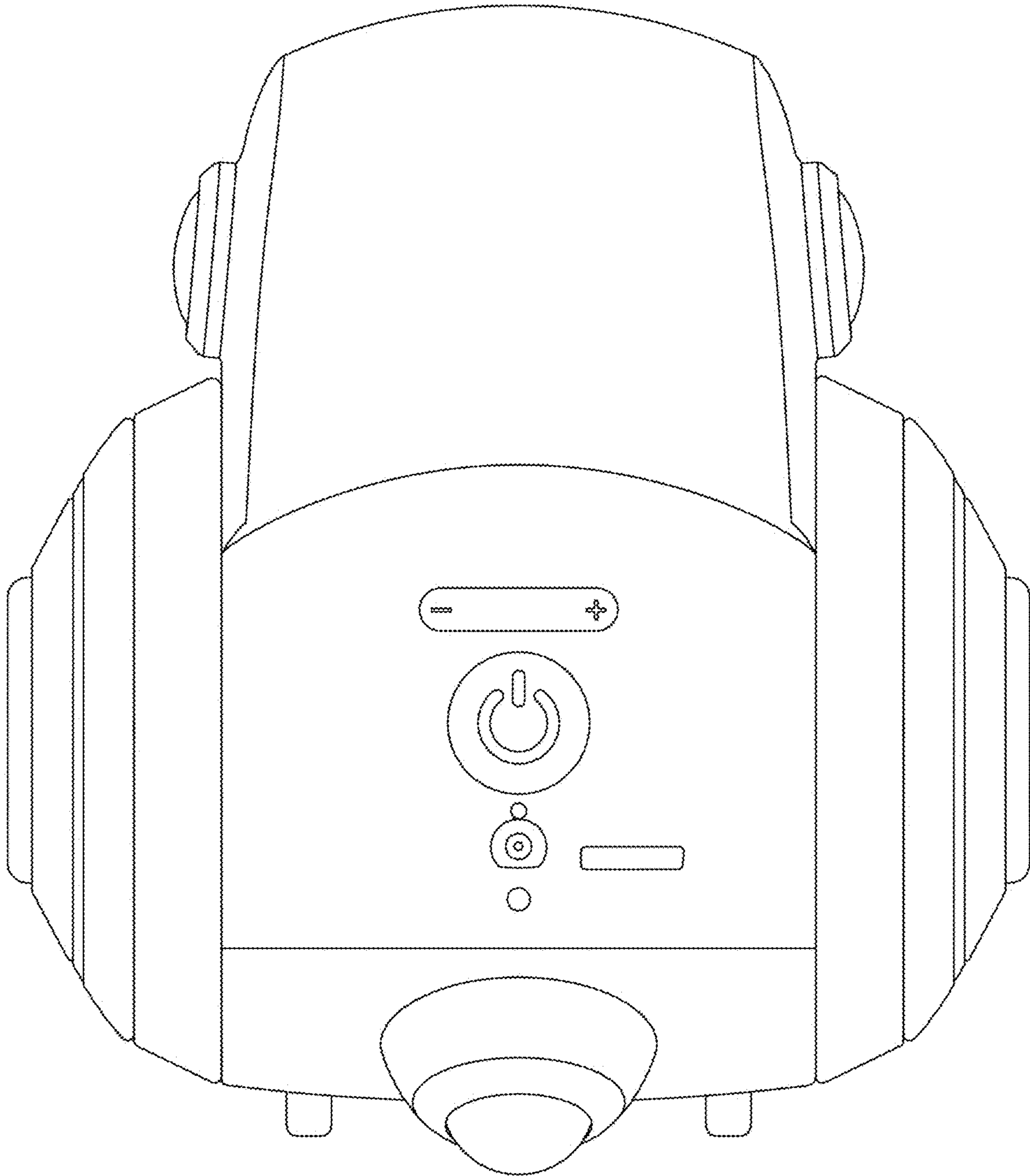


FIG. 2

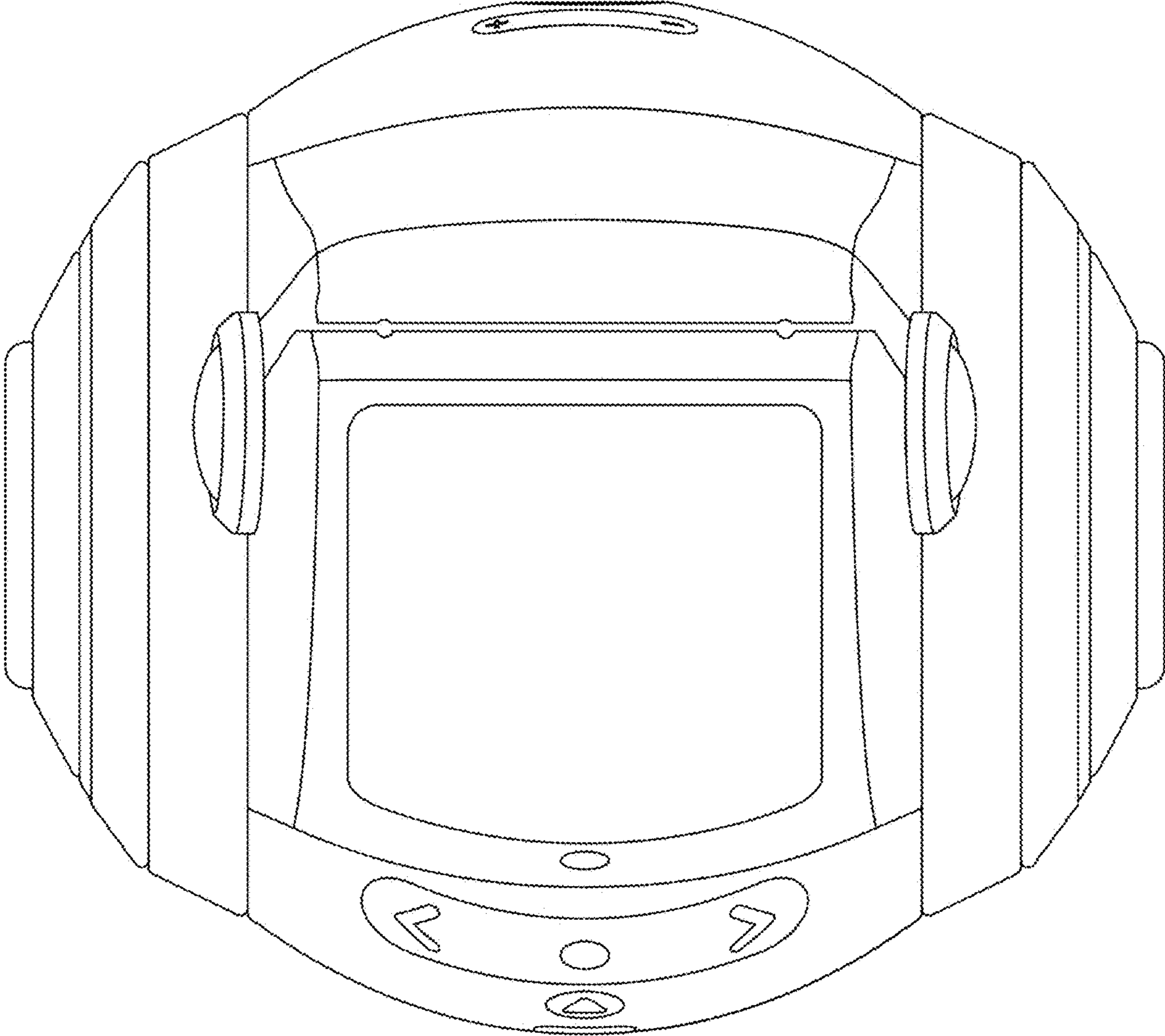


FIG. 3

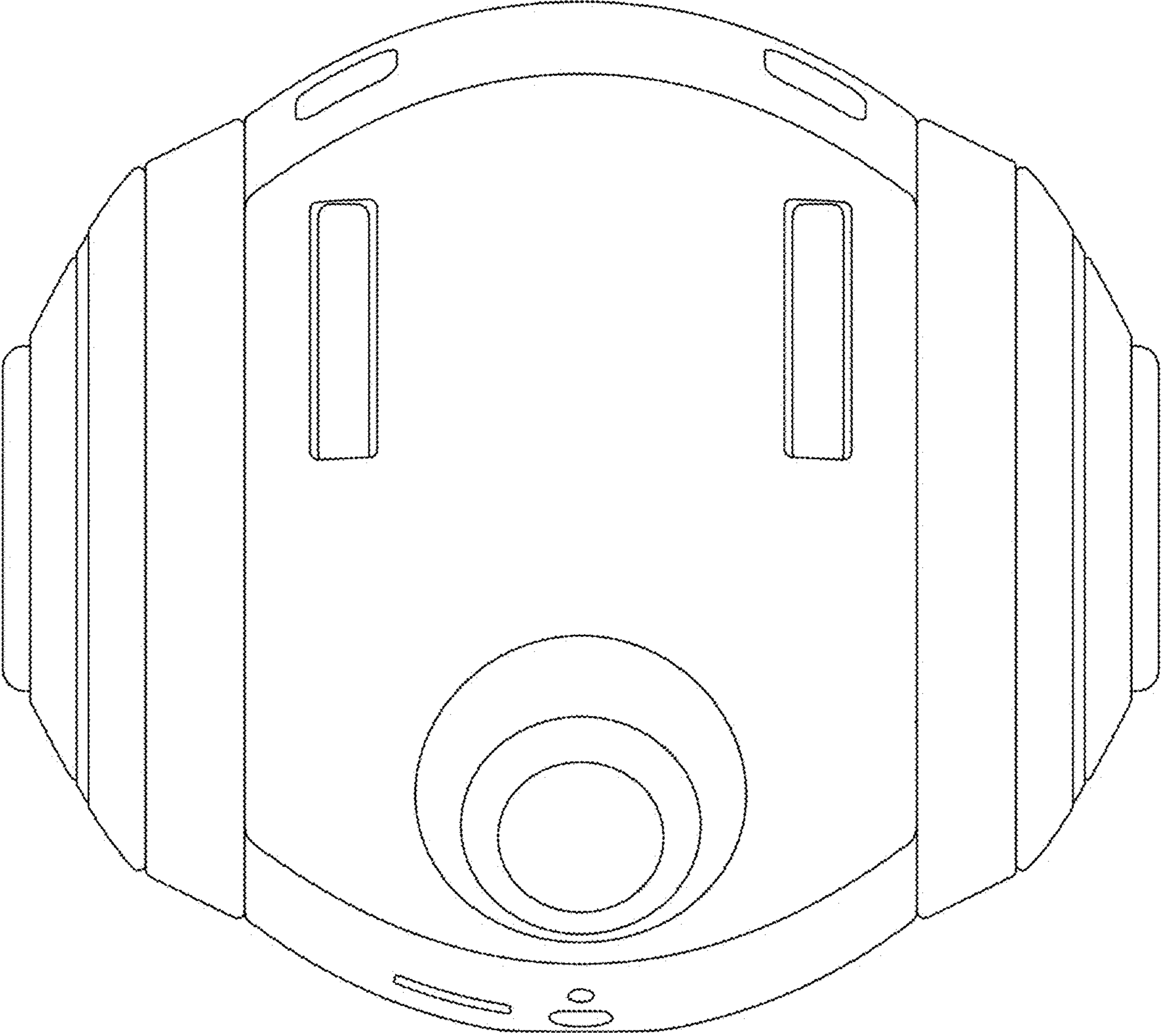


FIG. 4

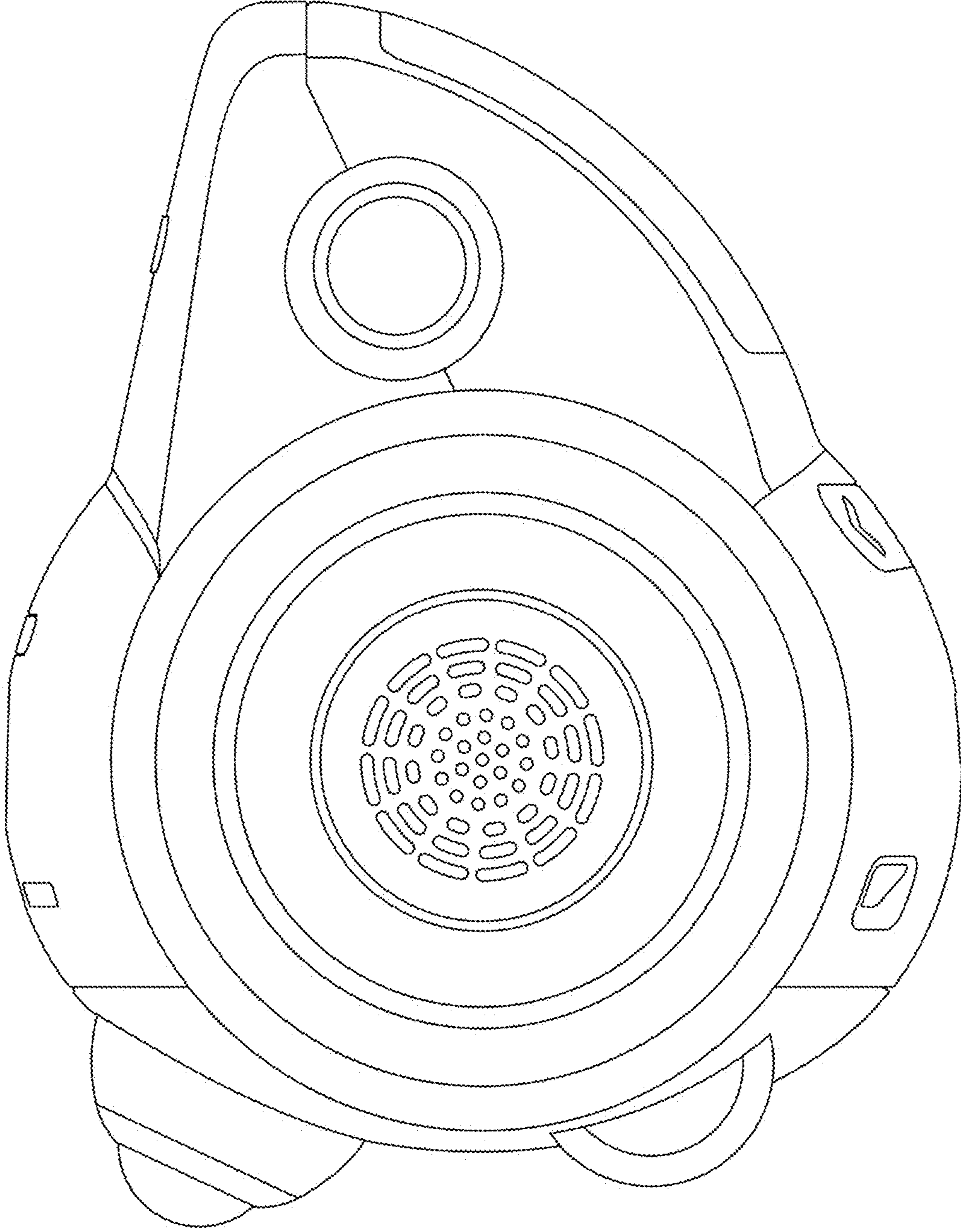


FIG. 5

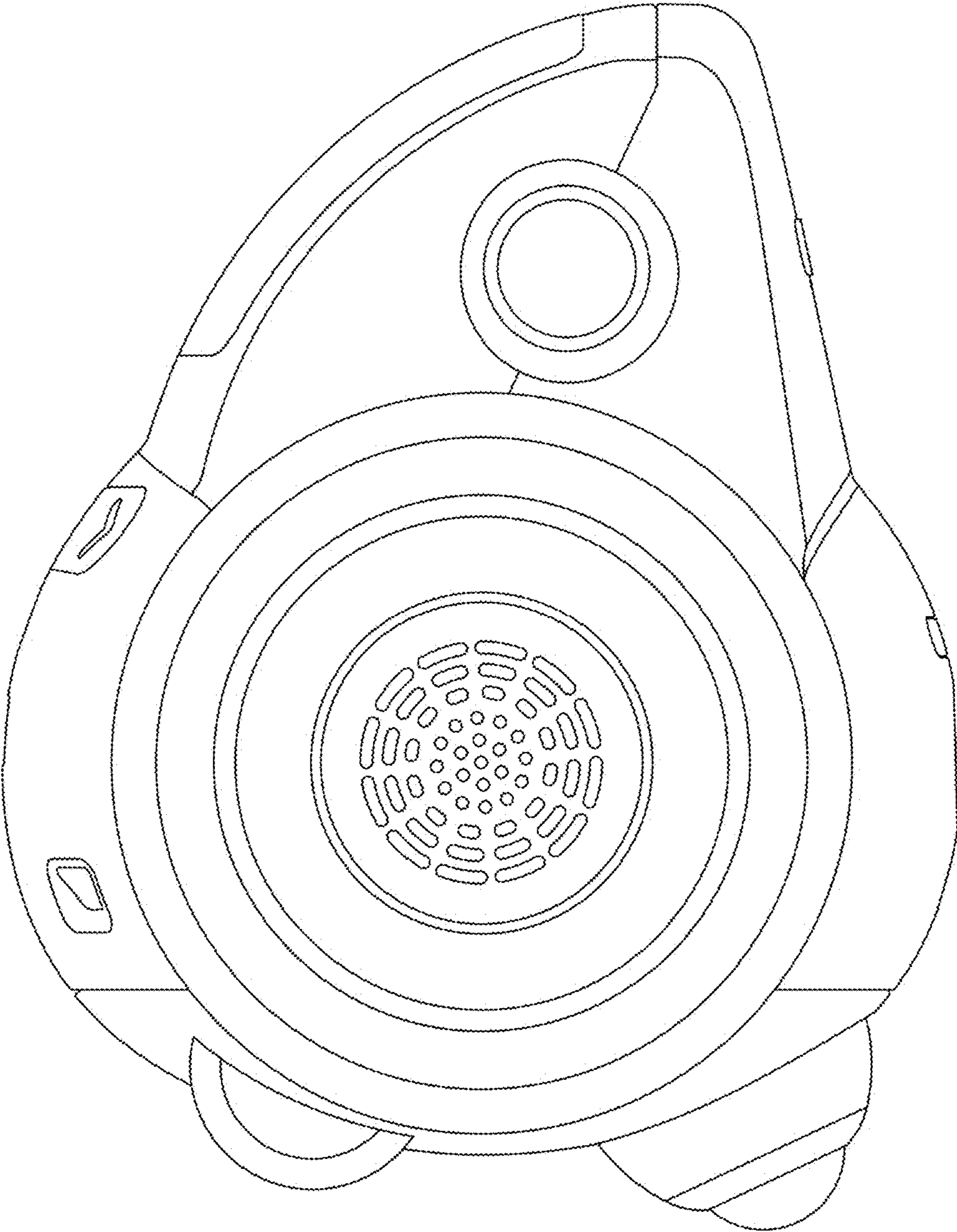


FIG. 6

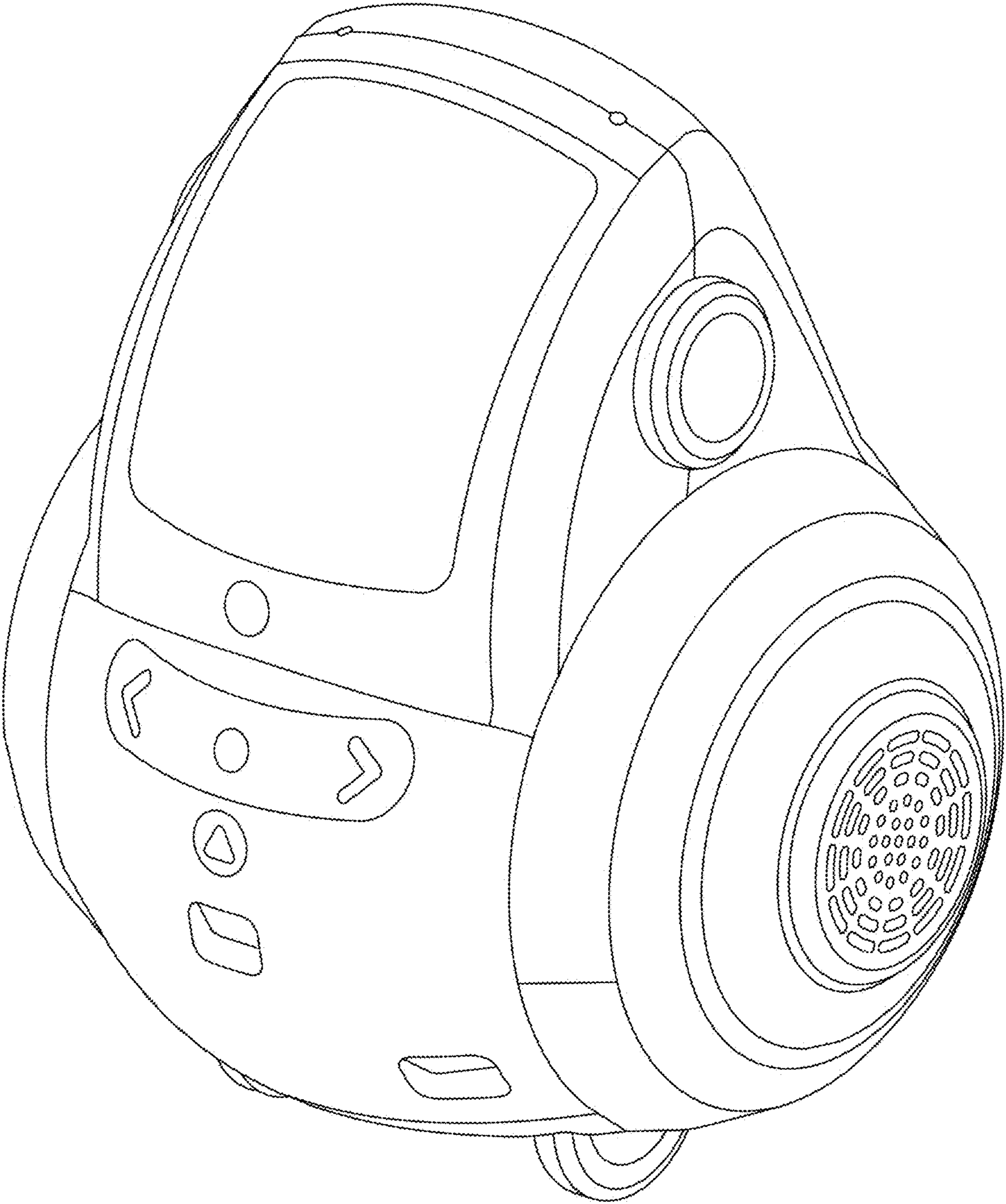


FIG. 7