

US00D930673S

(12) **United States Design Patent** (10) **Patent No.:** **US D930,673 S**
Shapiro et al. (45) **Date of Patent:** **** Sep. 14, 2021**

(54) **COCKPIT DISPLAY SCREEN PORTION WITH TRANSITIONAL GRAPHICAL USER INTERFACE**

on Apr. 26, 2021], retrieved from the Internet <URL: https://www.youtube.com/watch?v=TmZI8Zs6pQQ> (Year: 2009).*

(Continued)

(71) Applicant: **Rockwell Collins, Inc.**, Cedar Rapids, IA (US)

Primary Examiner — Karen E Kearney

Assistant Examiner — Ian F Whitmore

(72) Inventors: **Geoffrey A. Shapiro**, Cedar Rapids, IA (US); **David L. Leedom**, Center Point, IA (US); **Matthew M. Lorch**, Cedar Rapids, IA (US)

(74) *Attorney, Agent, or Firm* — Suiter Swantz pc llo

(73) Assignee: **Rockwell Collins, Inc.**, Cedar Rapids, IA (US)

(57) **CLAIM**

The ornamental design for a cockpit display screen portion with a transitional graphical user interface, as shown and described.

(**) Term: **15 Years**

(21) Appl. No.: **29/764,894**

DESCRIPTION

(22) Filed: **Jan. 4, 2021**

Related U.S. Application Data

(60) Division of application No. 29/642,114, filed on Mar. 27, 2018, now Pat. No. Des. 916,717, which is a (Continued)

(51) **LOC (13) Cl.** **14-04**

(52) **U.S. Cl.**
USPC **D14/485**

(58) **Field of Classification Search**
USPC D14/485-495; D20/10, 11, 22-33, 39, D20/40

(Continued)

(56) **References Cited**

U.S. PATENT DOCUMENTS

6,290,299 B1 9/2001 Frisch et al.
7,307,549 B2 12/2007 Firra

(Continued)

OTHER PUBLICATIONS

PlaneMaker Tutorial 9: Assembling Cockpit Instrument Panel, by danklaue, YouTube [online], published on Apr. 5, 2009, [retrieved

FIG. 1 is a front view of a cockpit display screen portion showing an image in a transitional sequence of the claimed design;

FIG. 2 is a front view of a cockpit display screen portion showing an image in a transitional sequence of the claimed design;

FIG. 3 is a front view of a cockpit display screen portion showing an image in a transitional sequence of the claimed design;

FIG. 4 is a front view of a cockpit display screen portion showing an image in a transitional sequence of the claimed design;

FIG. 5 is a front view of a cockpit display screen portion showing an image in a transitional sequence of the claimed design;

FIG. 6 is a front view of a cockpit display screen portion showing an image in a transitional sequence of the claimed design;

FIG. 7 is a front view of a cockpit display screen portion showing an image in a transitional sequence of the claimed design;

FIG. 8 is a front view of a cockpit display screen portion showing an image in a transitional sequence of the claimed design;

(Continued)

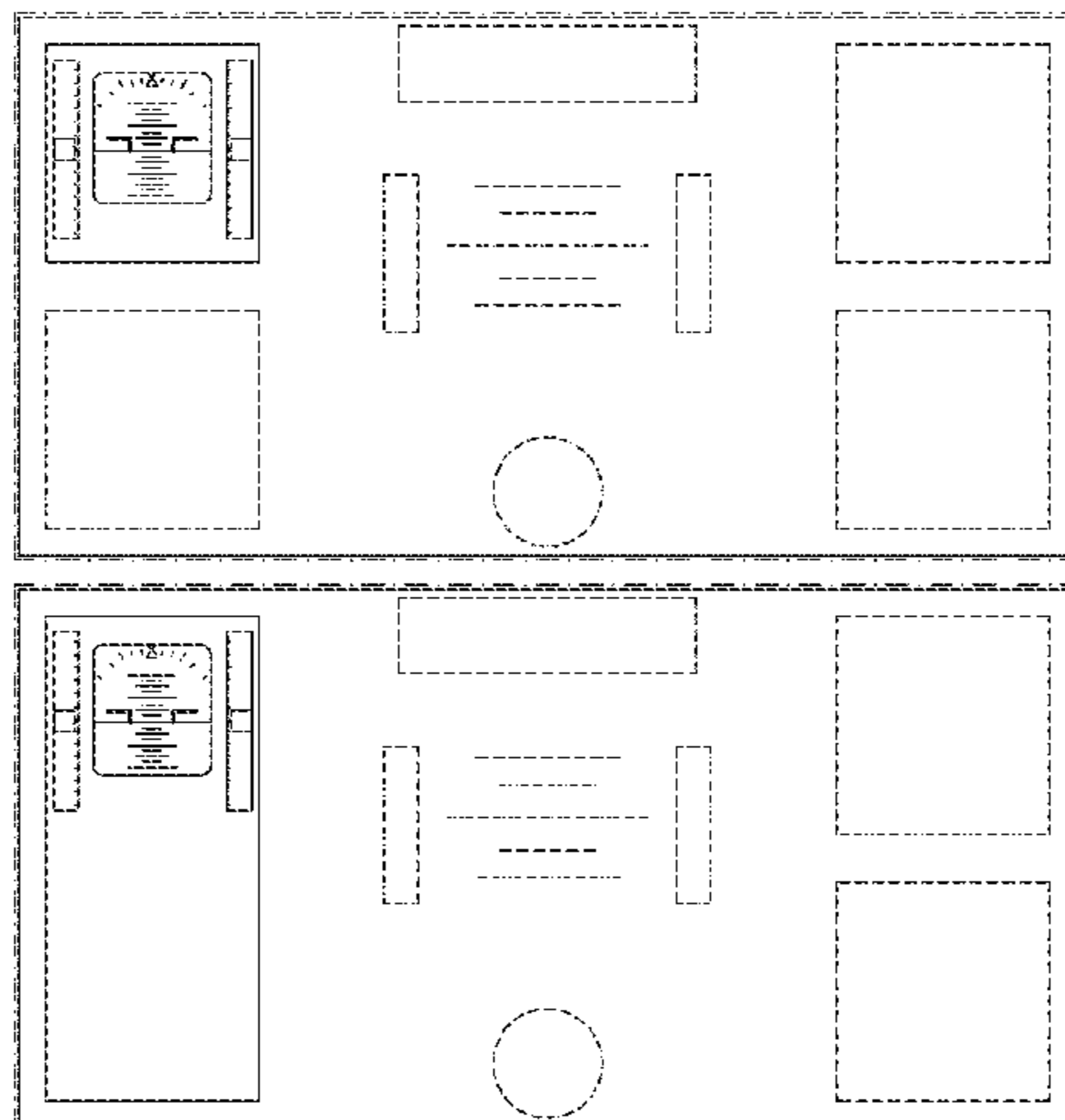


FIG. 9 is a front view of a cockpit display screen portion showing an image in a transitional sequence of the claimed design; and,

FIG. 10 is a front view of a cockpit display screen portion showing an image in a transitional sequence of the claimed design.

The appearance of the transitional graphical user interface sequentially transitions between the images shown in FIGS. 1 and 3 in a first embodiment, between the images shown in FIGS. 2 and 3 in a second embodiment, between the images shown in FIGS. 3 and 4 in a third embodiment, between the images shown in FIGS. 3 and 5 in a fourth embodiment, between the images shown in FIGS. 6 and 8 in a fifth embodiment, between the images shown in FIGS. 7 and 8 in a sixth embodiment, between the images shown in FIGS. 8 and 9 in a seventh embodiment, and between the images shown in FIGS. 8 and 10 in an eighth embodiment. The process or period in which one image transitions to another image forms no part of the claimed design.

The horizontally-aligned solid-lined rectangle illustrates the cockpit display screen portion.

The dot-dash broken lines illustrate a portion of a cockpit display environment and form no part of the claimed design.

The broken-line subject matter within the horizontally-aligned solid-lined rectangle showing portions of a graphical user interface is included for the purpose of illustrating portions of the article of manufacture and form no part of the claimed design.

1 Claim, 10 Drawing Sheets

Related U.S. Application Data

continuation-in-part of application No. 29/539,379, filed on Sep. 14, 2015, now abandoned.

(58) **Field of Classification Search**

CPC G06F 3/048–04897; G06F 3/017; G01C 23/00; G01C 23/005; G08G 5/0021; G08G 5/0047; G08G 5/04; G02B 27/01

See application file for complete search history.

(56) **References Cited**

U.S. PATENT DOCUMENTS

8,159,464	B1	4/2012	Gribble et al.
8,193,948	B1	6/2012	Shapiro et al.
8,364,328	B2	1/2013	Hedrick
8,694,184	B1 *	4/2014	Boorman B64C 19/00 701/14
8,768,541	B2	7/2014	Detouillon et al.
8,779,946	B1	7/2014	Gribble et al.
8,886,372	B2 *	11/2014	Nikolic G01C 23/005 701/14

D726,758	S	4/2015	Bourret et al.
9,019,128	B1	4/2015	Kim
D736,239	S	8/2015	Maner
D736,241	S	8/2015	Sic et al.
9,132,913	B1	9/2015	Shapiro et al.
9,280,904	B2	3/2016	Bourret et al.
D766,976	S *	9/2016	McElreath D14/491
D773,532	S	12/2016	Gauci et al.
D791,815	S	7/2017	Dzjind et al.
9,703,476	B1	7/2017	Pappas et al.
9,824,689	B1	11/2017	Shapiro
D826,253	S *	8/2018	Suter D14/486
D832,877	S *	11/2018	Chung D14/486
D843,399	S *	3/2019	Park D14/486
D866,568	S	11/2019	Park et al.
D872,127	S *	1/2020	Alonso Ruiz D14/488
D875,776	S *	2/2020	Hardy D14/488
D896,829	S	9/2020	Shi et al.
D914,758	S *	3/2021	Mariani D14/492
D915,441	S *	4/2021	Na D14/486
D916,717	S *	4/2021	Shapiro D14/485
2003/0025719	A1	2/2003	Palmer et al.
2005/0156777	A1	7/2005	King et al.
2007/0008188	A1	1/2007	Firra
2011/0029919	A1	2/2011	Woltkamp
2013/0215023	A1	8/2013	Bourret et al.
2014/0277857	A1	9/2014	Bourret et al.
2015/0211883	A1	7/2015	He
2016/0179327	A1	6/2016	Zammit-Mangion et al.
2016/0180718	A1	6/2016	Shapiro et al.
2016/0350049	A1	12/2016	Bamidge et al.
2016/0362190	A1 *	12/2016	Royster G01C 23/005
2017/0075558	A1	3/2017	Shapiro et al.
2018/0322792	A1	11/2018	Pratap et al.
2019/0318711	A1 *	10/2019	Chavez G06F 3/0418

OTHER PUBLICATIONS

A Preview of Features for Flightgear 3.0, flightgear.org [online], published on Nov. 28, 2013, [retrieved on Apr. 26, 2021], retrieved from the Internet <URL: <https://www.flightgear.org/2013/11/>> (Year: 2013).*

Aircraft Electronic Instrument Systems EIS EFIS System, by Xpert Group, YouTube [online], published on Nov. 30, 2017, [retrieved on Spe. 23, 2020], retrieved from the Internet , (Year: 2017).

EFIS—Primary Flight Display (PDF)—Airspeed Display (iFly 747-400), by Subsonic Flight Training, YouTube [online], published on Dec. 28, 2016, [retrieved on Sep. 23, 2020], retrieved from the internet (Year: 2016).

File: Primary Flight Display of a Boeing 737-800.png, by WestNest, YouTube [online], published on May 5, 2015, [retrieved on Sep. 23, 2020], retrieved from the Internet , (Year: 2015).

FSX How to Load Gauges in Position, by ArmchairAviator, YouTube [online], published on Mar. 9, 2010, [retrieved on Sep. 23, 2020], retrieved from the internet , (Year: 2010).

Touch Screens Are Tested for Piloting Passenger Jets, by Clark, nytimes.com [online], published Jul. 5, 2013, [retrieved Mar. 24, 2017], retrieved from the Internet.

* cited by examiner

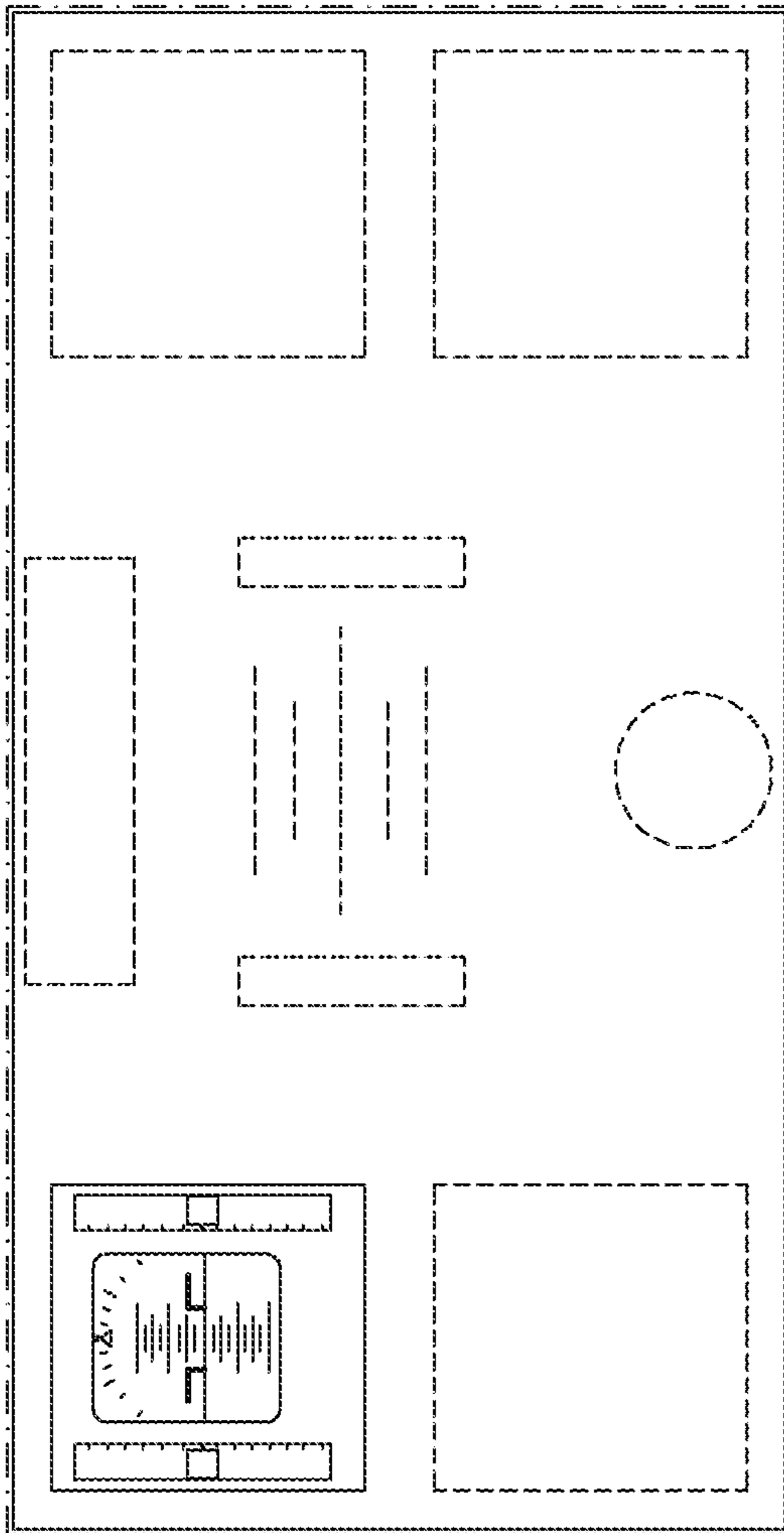


FIG. 1

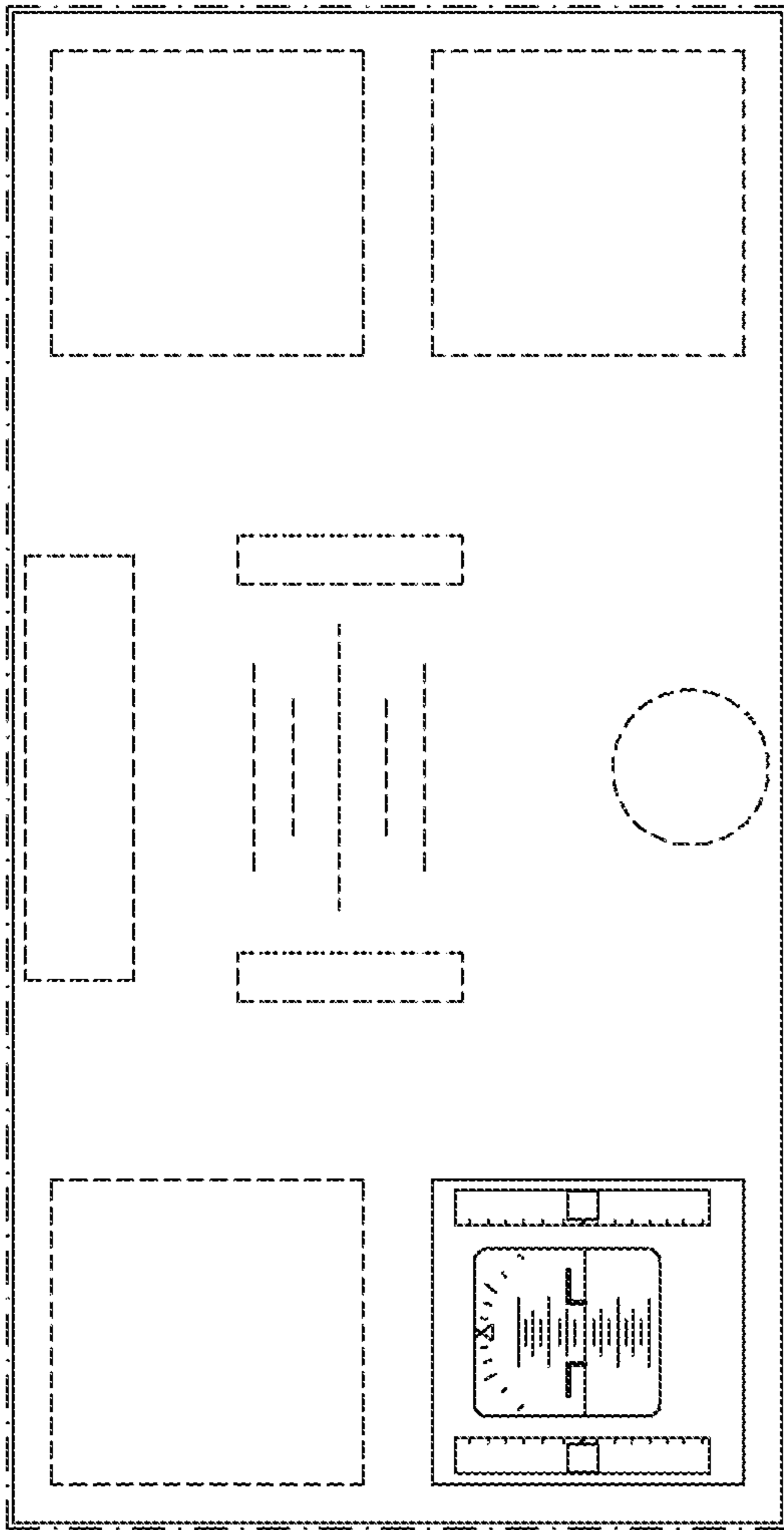


FIG. 2

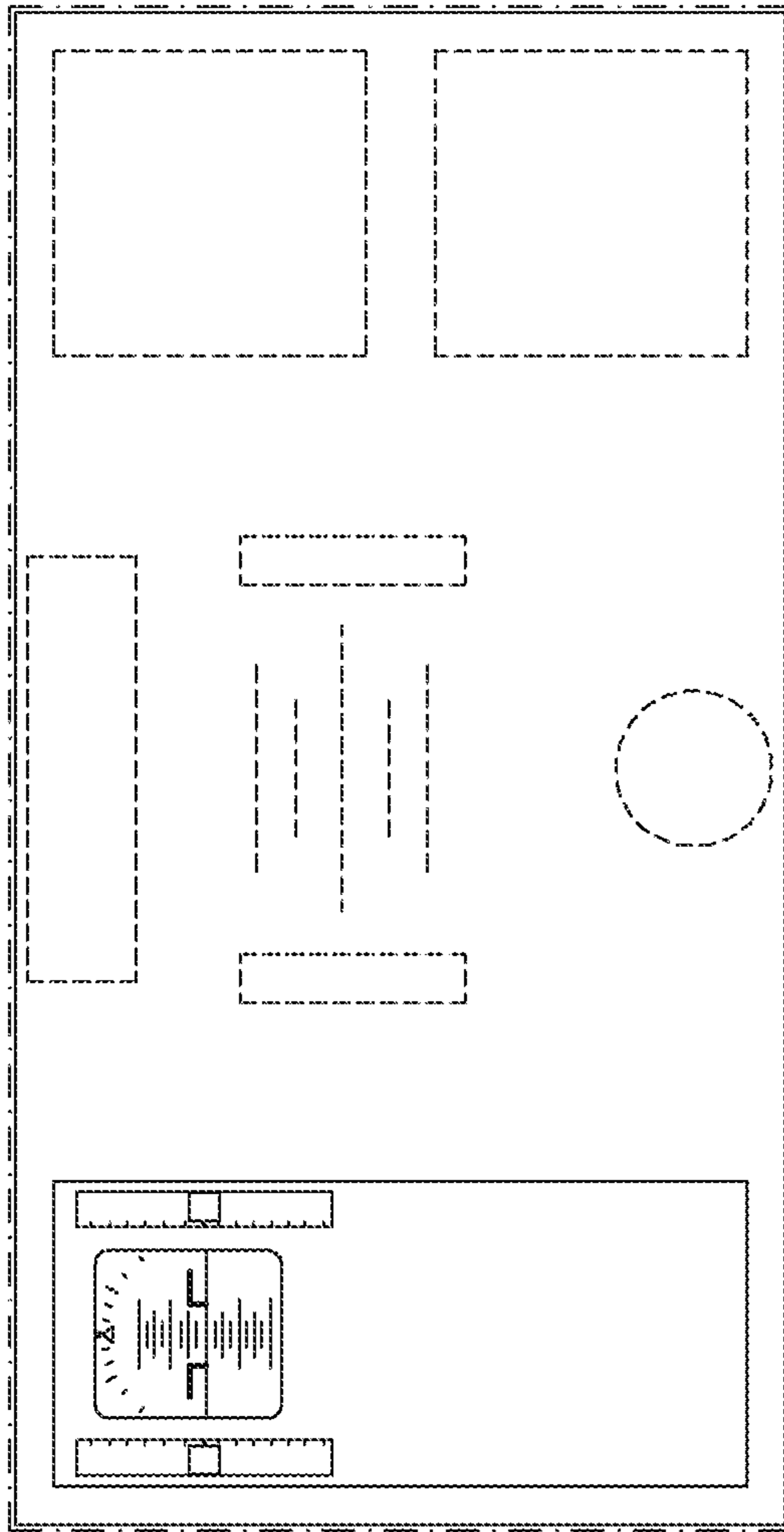


FIG. 3

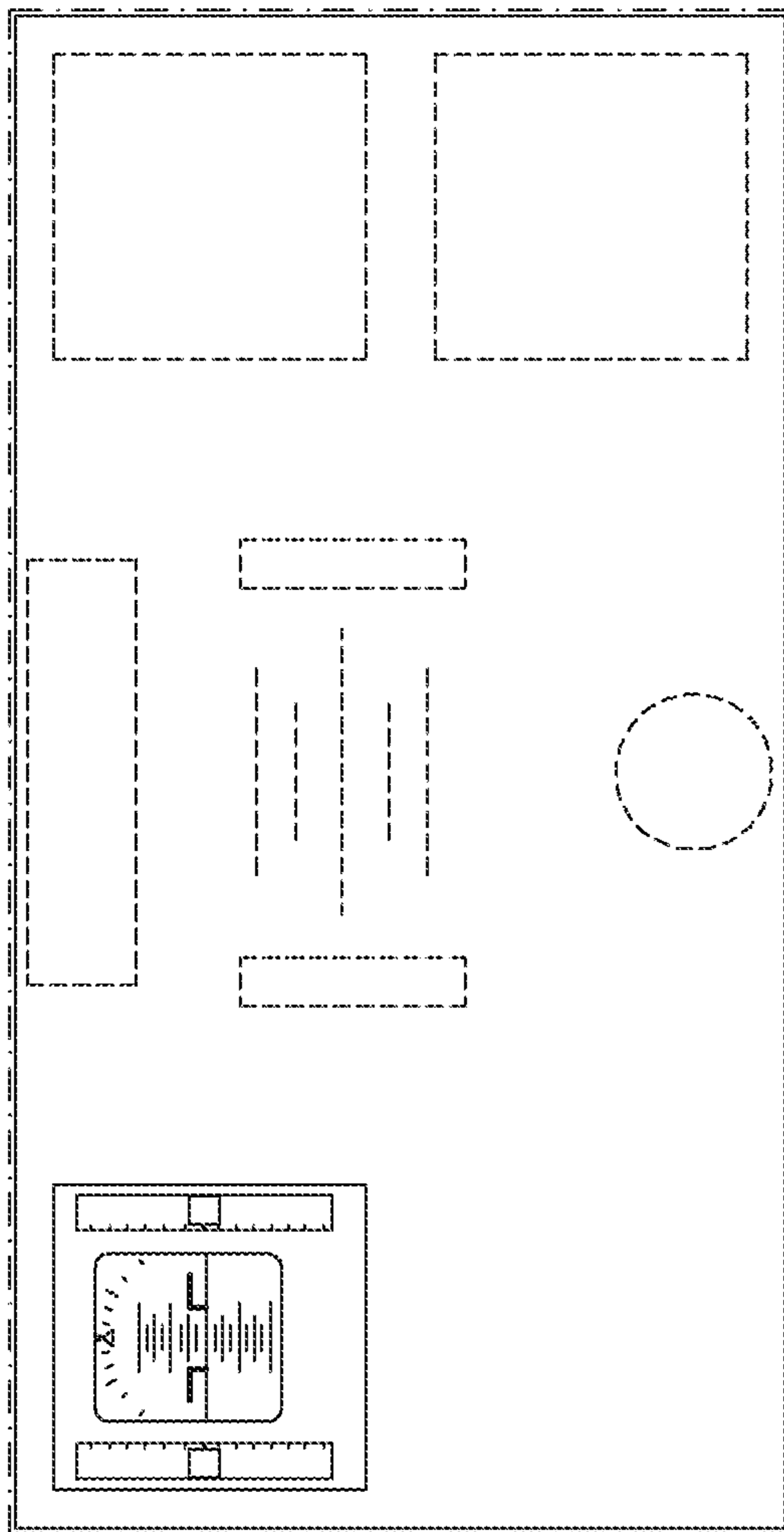


FIG. 4

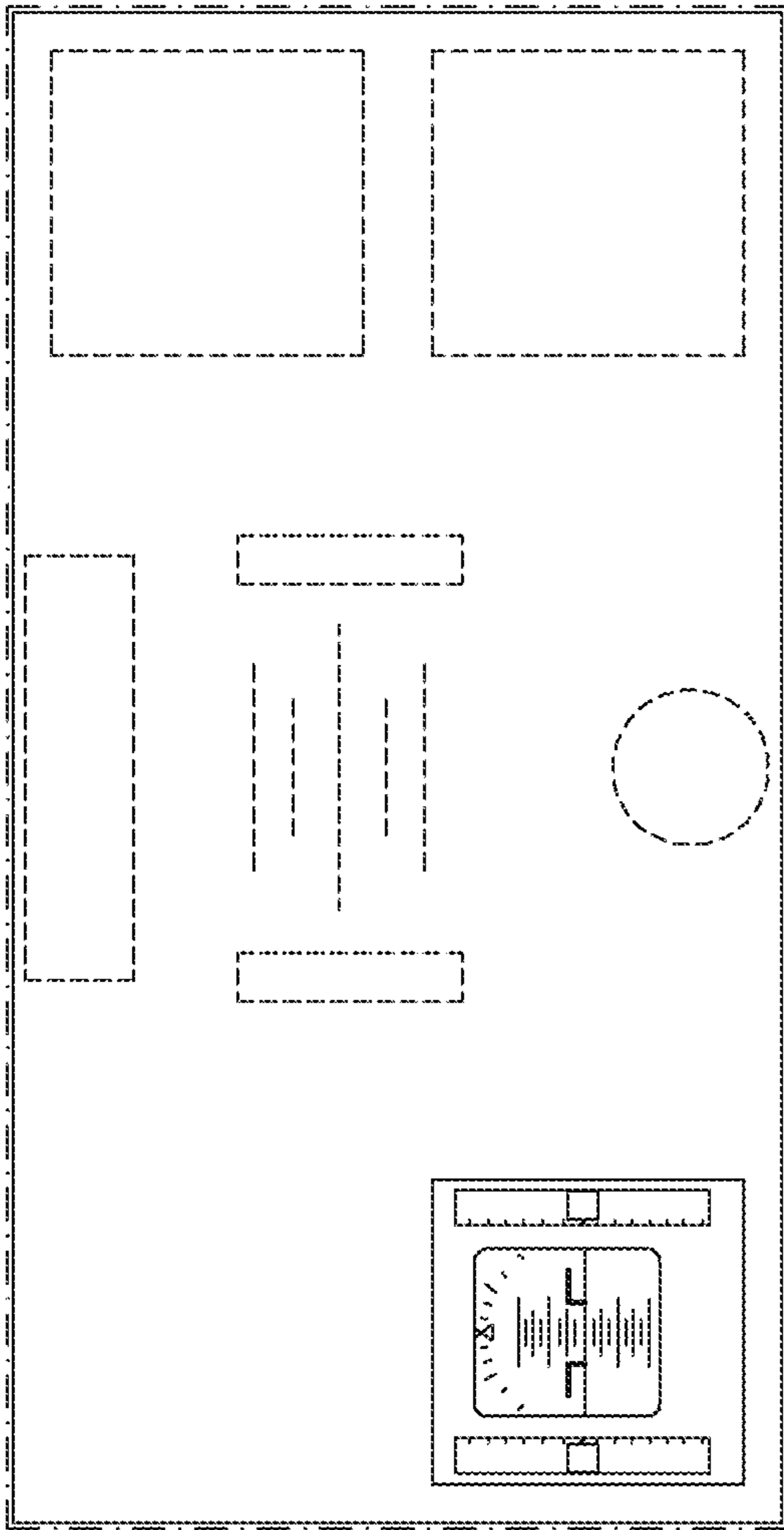


FIG. 5

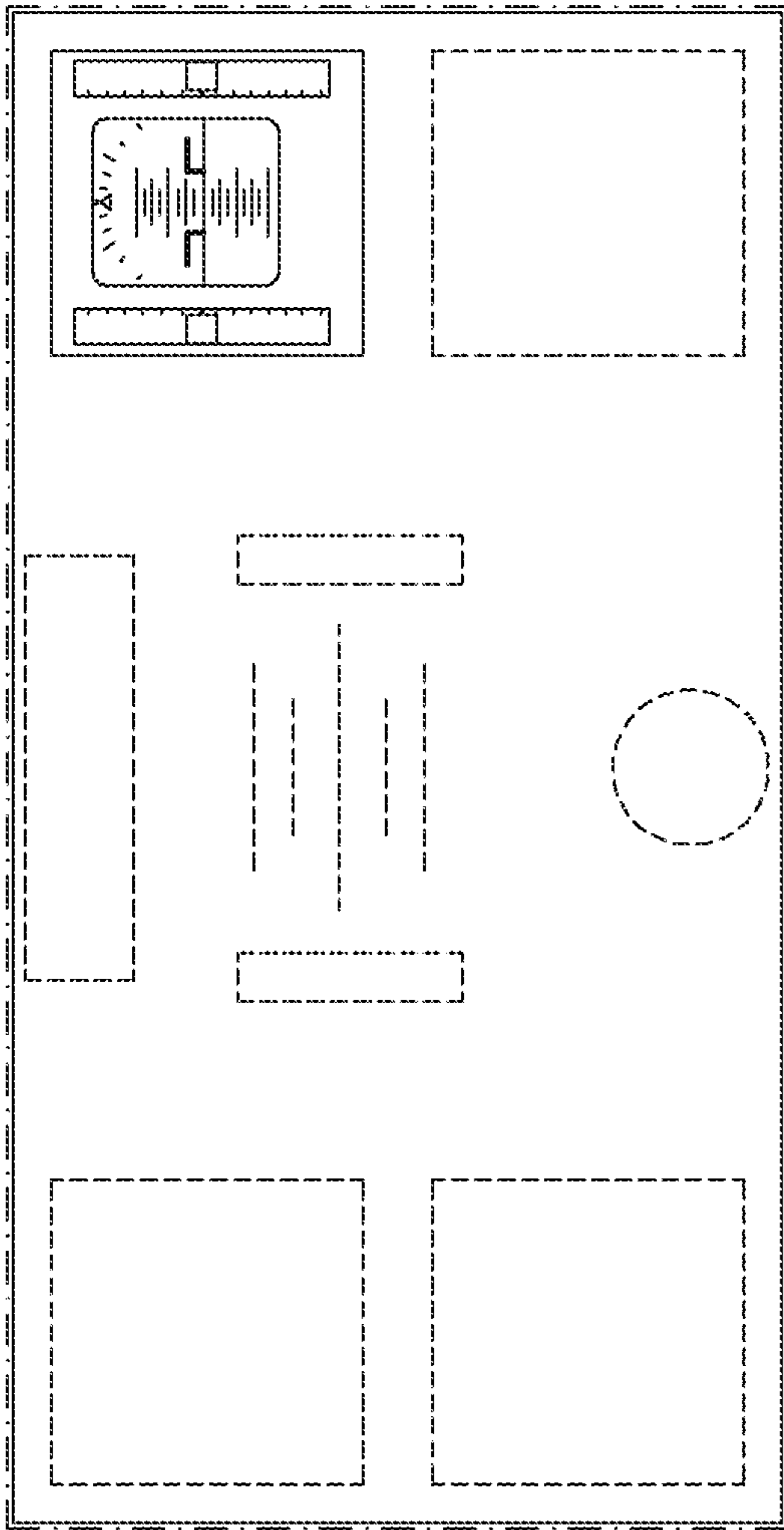


FIG. 6

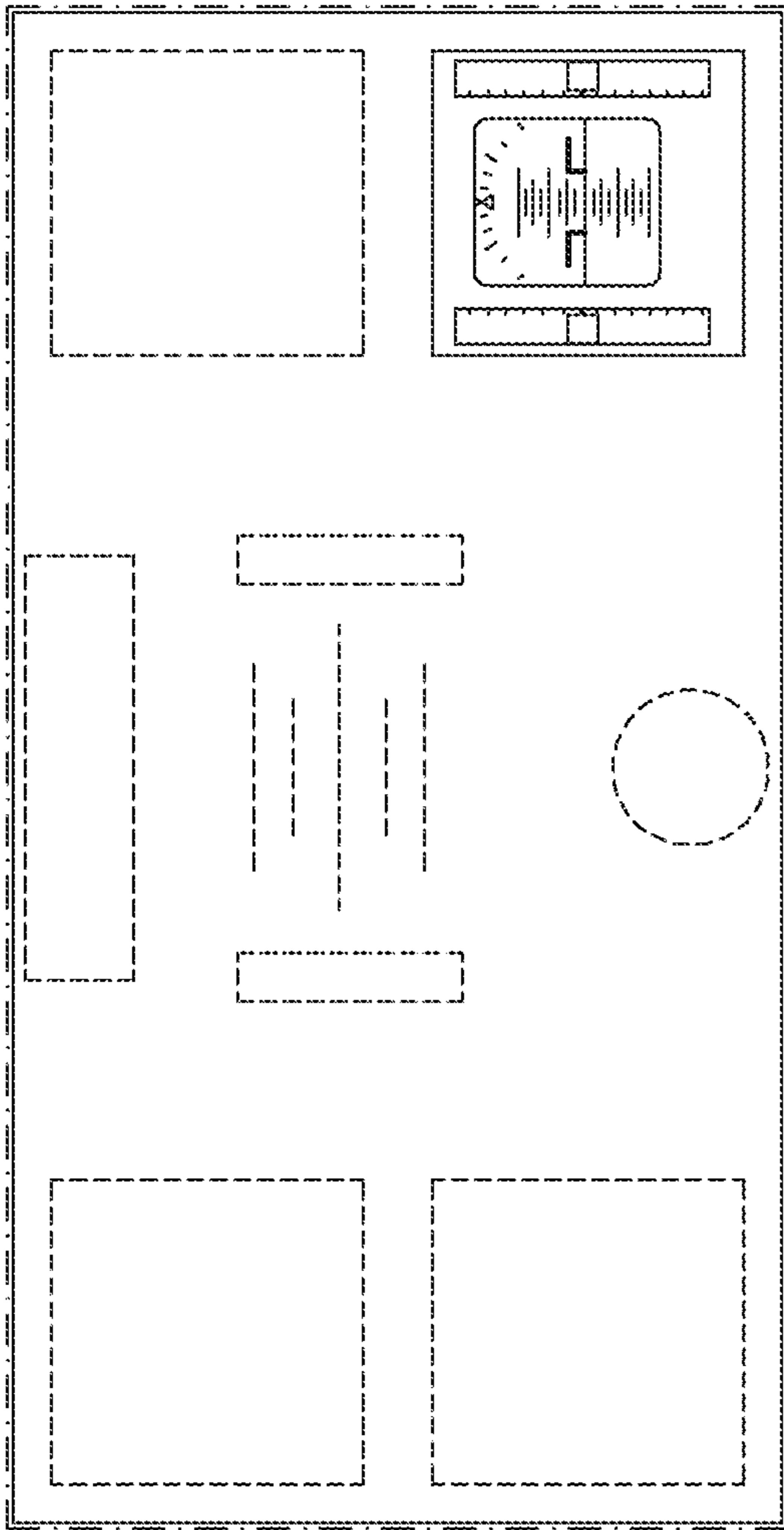


FIG. 7

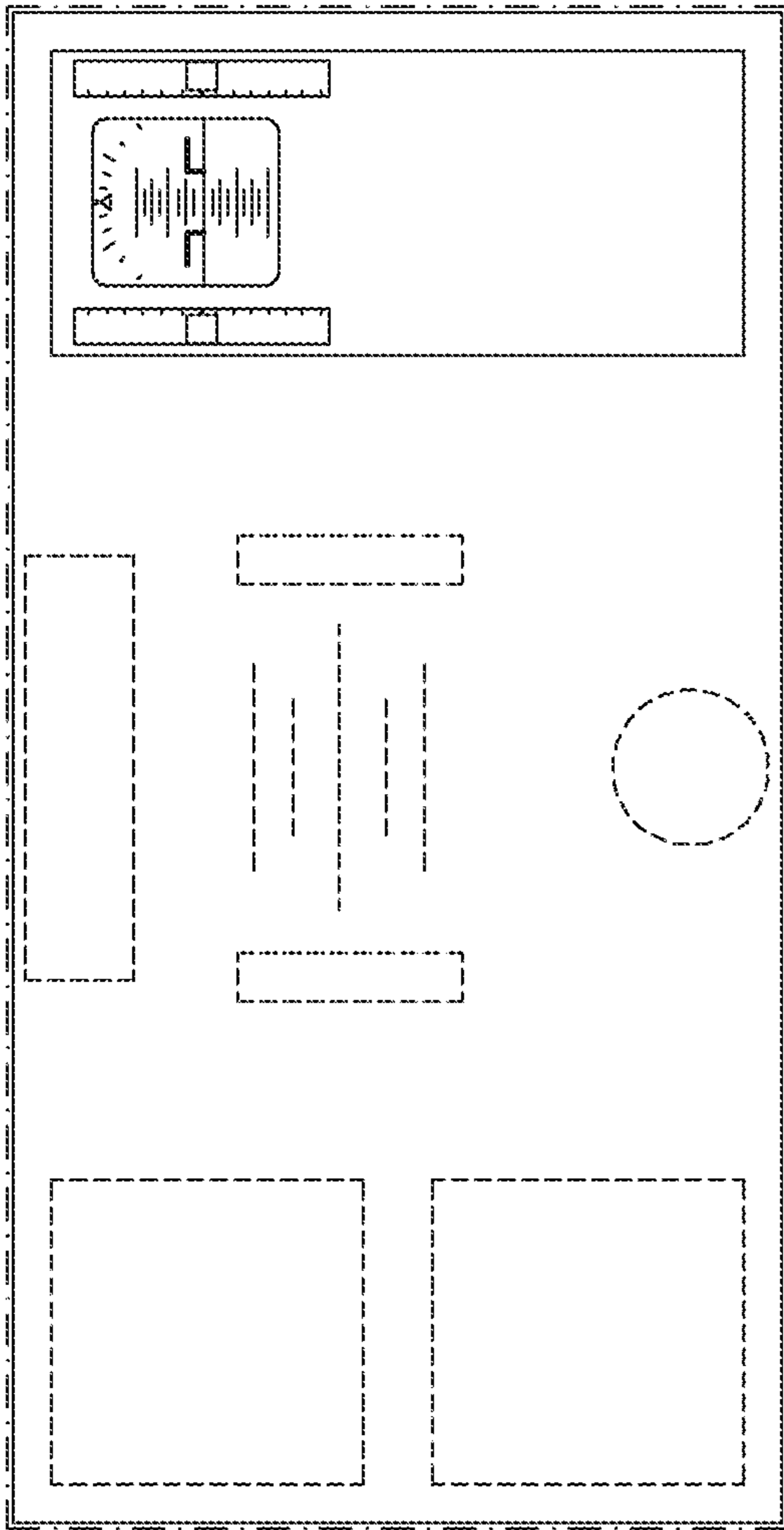


FIG. 8

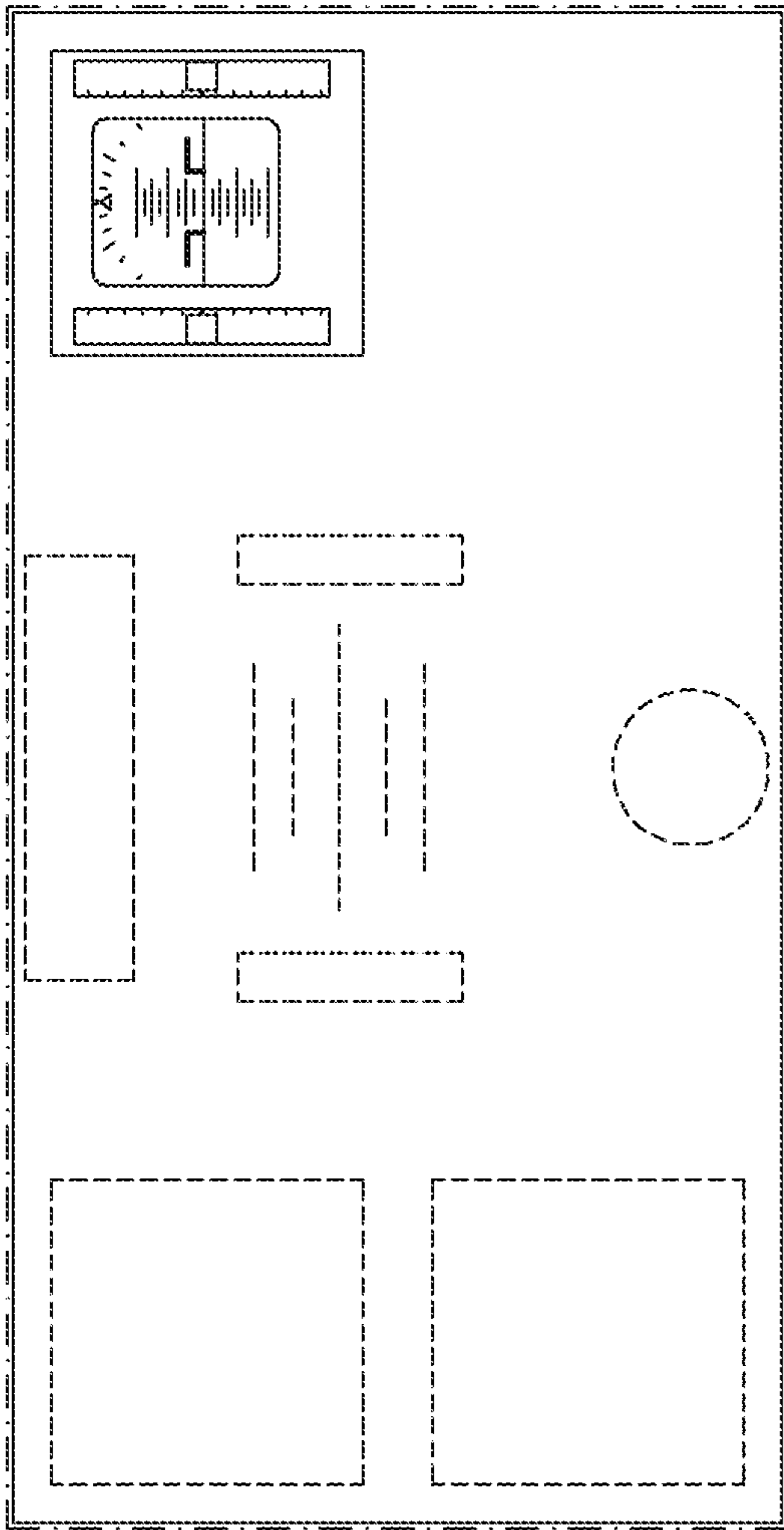


FIG. 9

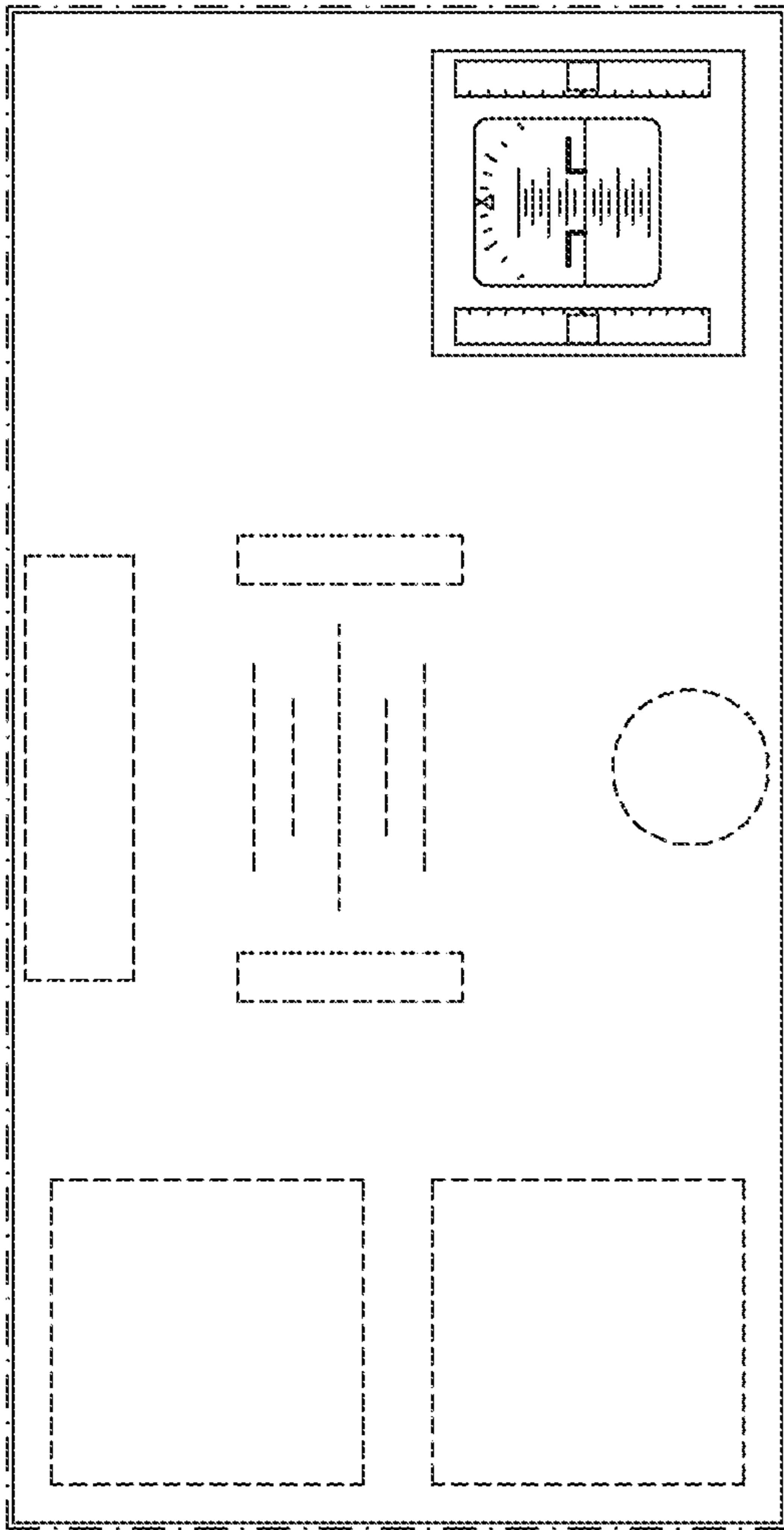


FIG. 10