



US00D930636S

(12) **United States Design Patent**  
**Griffin, Jr.**

(10) **Patent No.:** **US D930,636 S**

(45) **Date of Patent:** **\*\* Sep. 14, 2021**

(54) **CELL PHONE CASE WITH REMOVABLE BATTERY AND BATTERY USAGE LIGHT**

(71) Applicant: **Paul P. Griffin, Jr.**, Nashville, TN (US)

(72) Inventor: **Paul P. Griffin, Jr.**, Nashville, TN (US)

(\*\*) Term: **15 Years**

(21) Appl. No.: **29/659,223**

(22) Filed: **Aug. 7, 2018**

(51) **LOC (13) Cl.** ..... **14-03**

(52) **U.S. Cl.**  
USPC ..... **D14/250**; D14/426

(58) **Field of Classification Search**  
USPC ..... D3/201, 212, 218, 226, 227, 247, 249, D3/250, 269, 303; D13/103, 107, 108, D13/119; D14/128-130, 137, 138 R, D14/138 AA, 138 C, 138 G, 172, 192, D14/203.3-203.7, 217, 238.1, 247, 248, D14/250-253, 345, 420, 426, 427, 434, D14/440, 447, 496; D21/332  
CPC ..... H04B 1/3888; H04M 1/0283; H04M 1/0202; A45C 1/06; A45C 2011/002; A45C 11/00; A45F 2005/028; A45F 2200/0525

See application file for complete search history.

(56) **References Cited**

**U.S. PATENT DOCUMENTS**

D667,823 S *	9/2012	Merenda	.....	D14/250
D690,347 S *	9/2013	Zhao	.....	D16/225
D690,348 S *	9/2013	Zhao	.....	D16/225
D698,772 S *	2/2014	Merenda	.....	D14/250
D716,285 S *	10/2014	Chaney	.....	G06K 7/087 D14/250
D717,287 S *	11/2014	Macrina	.....	D14/250
D719,167 S *	12/2014	Brown	.....	D14/420
D748,085 S *	1/2016	Merenda	.....	D14/250
D754,114 S *	4/2016	Curtis	.....	D14/250

D754,650 S *	4/2016	Curtis	.....	D14/250
D768,617 S *	10/2016	Merenda	.....	D14/250
D772,857 S *	11/2016	Poon	.....	D14/250
D776,098 S *	1/2017	Poon	.....	D14/250
2014/0340573 A1 *	11/2014	Clawson	.....	H04M 1/185 348/371

(Continued)

*Primary Examiner* — L. A. Grabenstetter

(74) *Attorney, Agent, or Firm* — Hornkohl Intellectual Property Law, PLLC; Jason L. Hornkohl

(57) **CLAIM**

The ornamental design for a cell phone case with removable battery and battery usage light, as shown and described.

**DESCRIPTION**

FIG. 1 is an isometric front-left view of a cell phone case with removable battery and battery usage light showing the new design;

FIG. 2 is an isometric front-right view of the cell phone case with removable battery and battery usage light;

FIG. 3 is an isometric back-right view of the cell phone case with removable battery and battery usage light;

FIG. 4 is a front view of the cell phone case with removable battery and battery usage light;

FIG. 5 is a back view of the cell phone case with removable battery and battery usage light;

FIG. 6 is a left-side view of the cell phone case with removable battery and battery usage light;

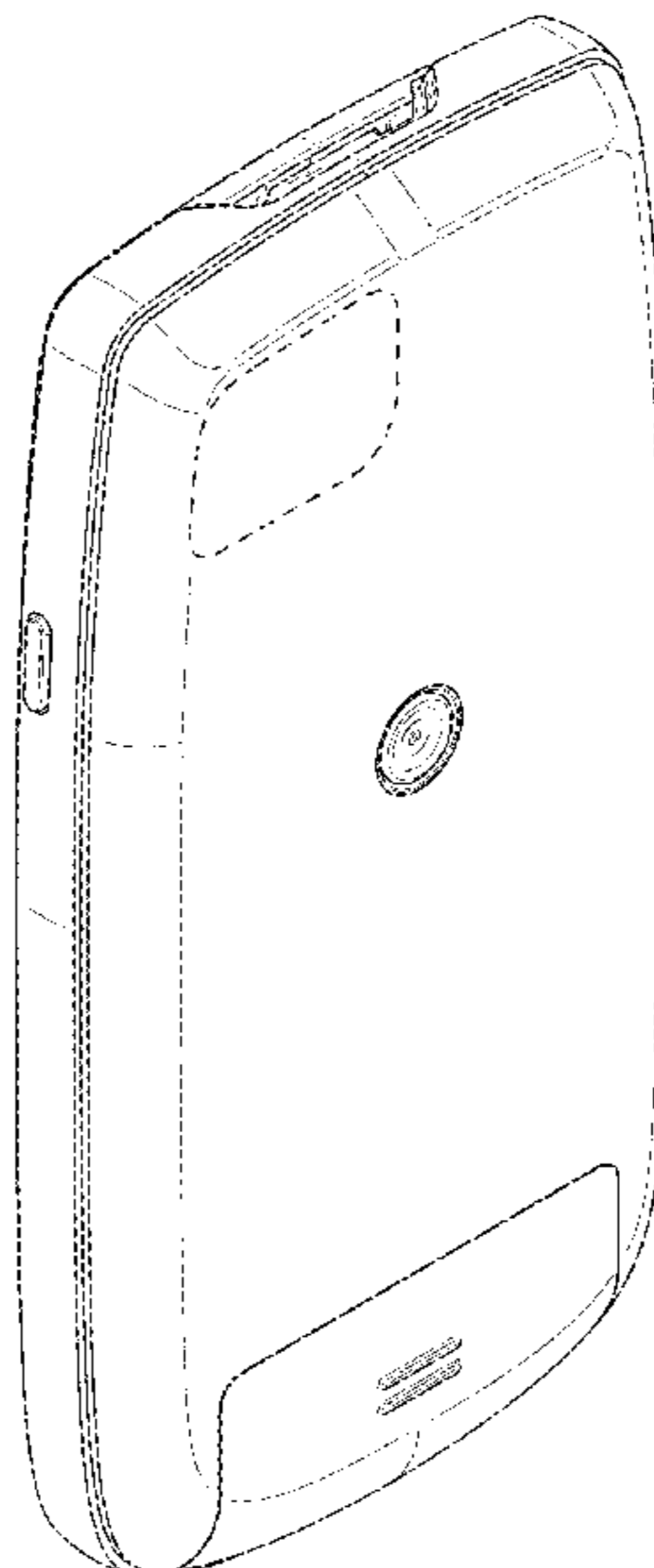
FIG. 7 is a right-side view of the cell phone case with removable battery and battery usage light;

FIG. 8 is a top view of the cell phone case with removable battery and battery usage light; and,

FIG. 9 is a bottom view of the cell phone case with removable battery and battery usage light.

The broken lines in the drawings depict portions of the cell phone case with removable battery and battery usage light that form no part of the claimed design.

**1 Claim, 7 Drawing Sheets**



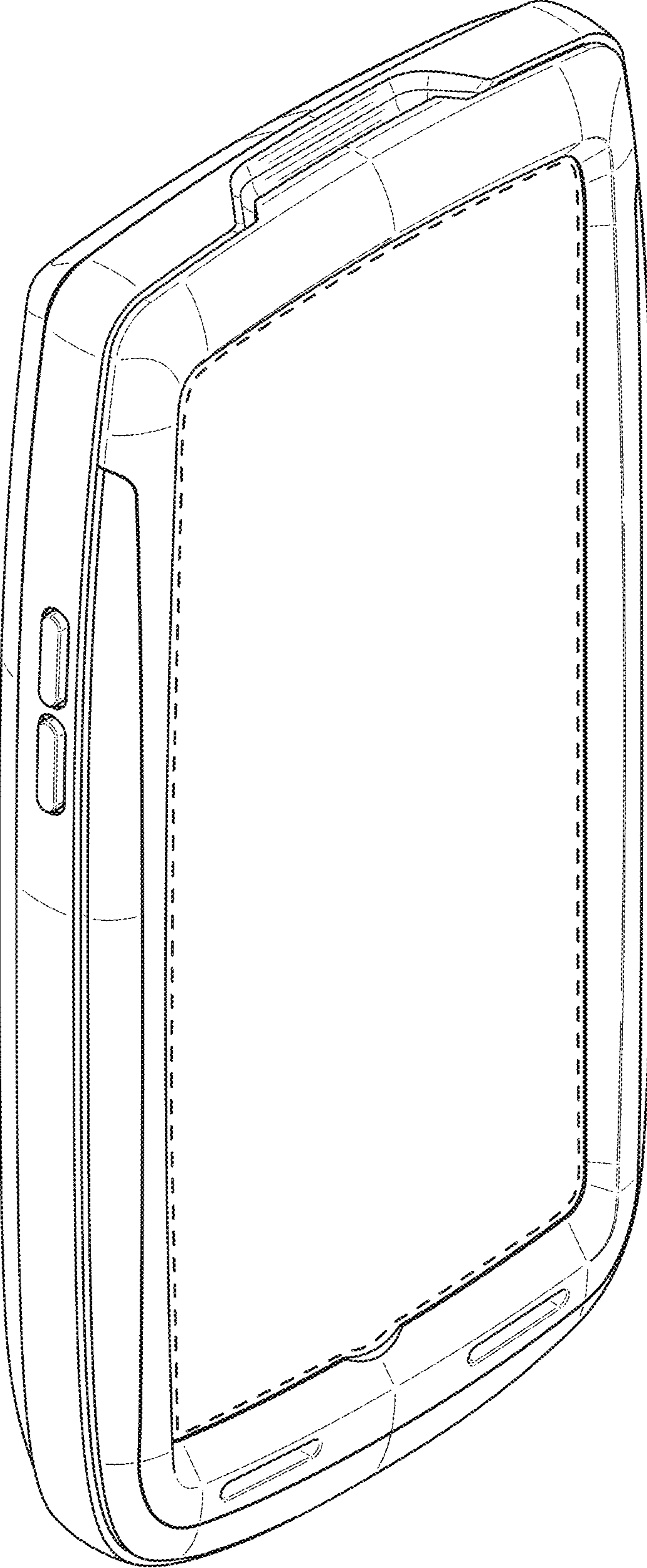
(56)

**References Cited**

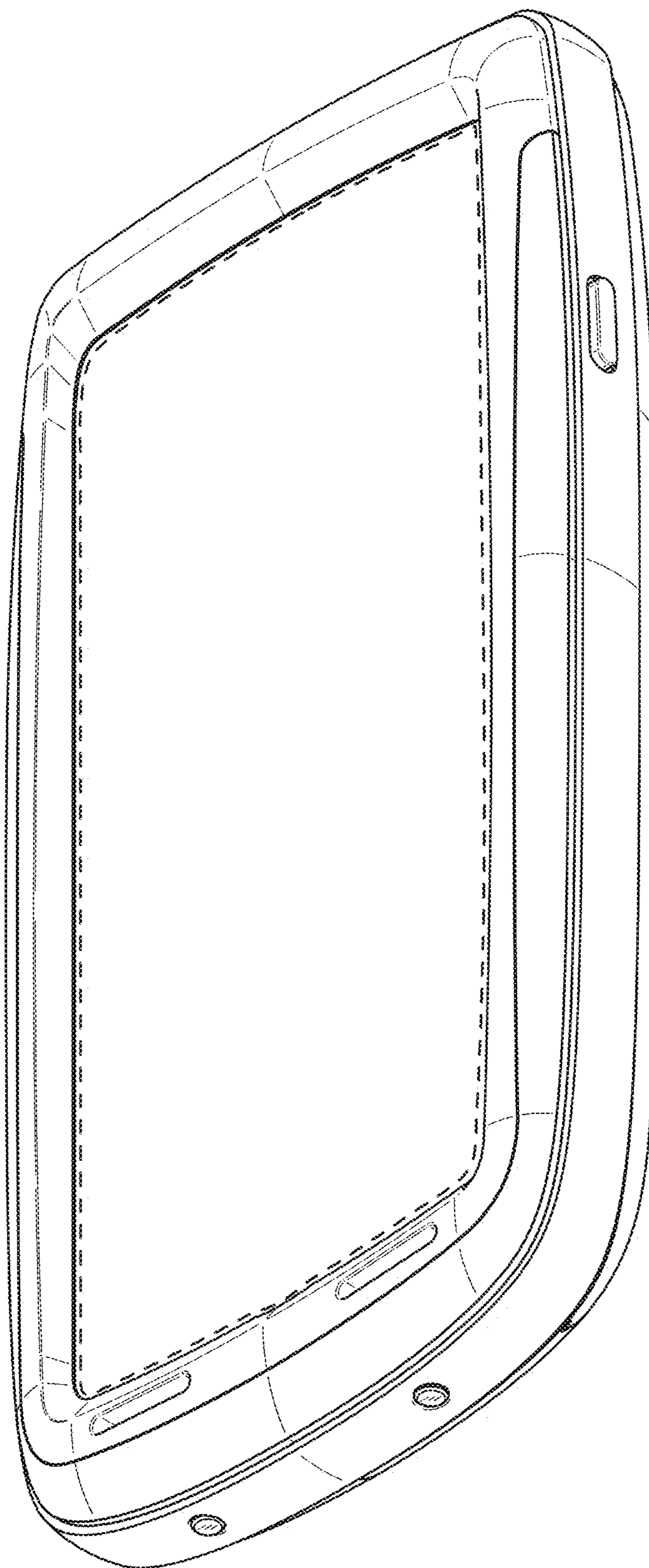
U.S. PATENT DOCUMENTS

2016/0077307 A1\* 3/2016 Palmeri ..... H04N 5/238  
359/225.1  
2017/0080251 A1\* 3/2017 Yehezkel ..... A61L 2/26  
2017/0135454 A1\* 5/2017 Poon ..... A45C 11/00  
2017/0277924 A1\* 9/2017 Widiaman ..... A45C 13/42  
2018/0320859 A1\* 11/2018 Philip ..... A45C 15/06

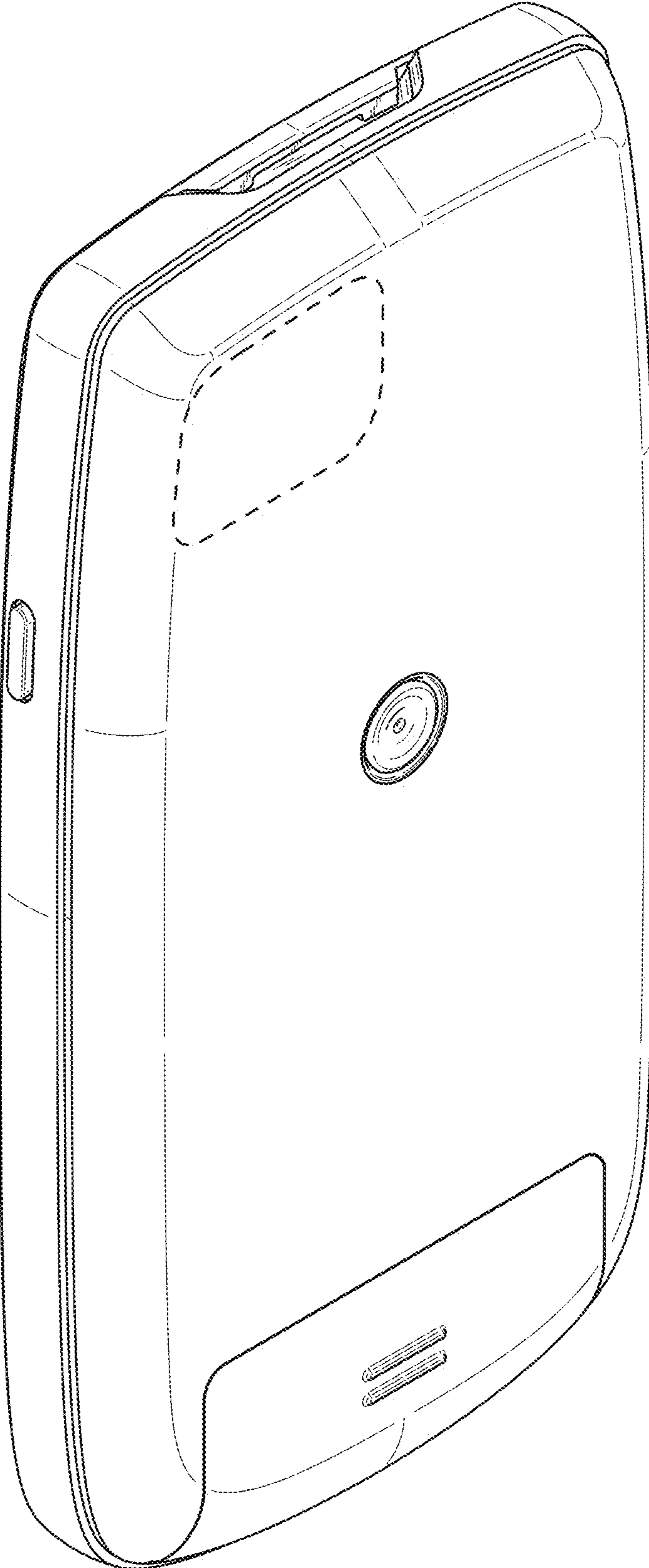
\* cited by examiner



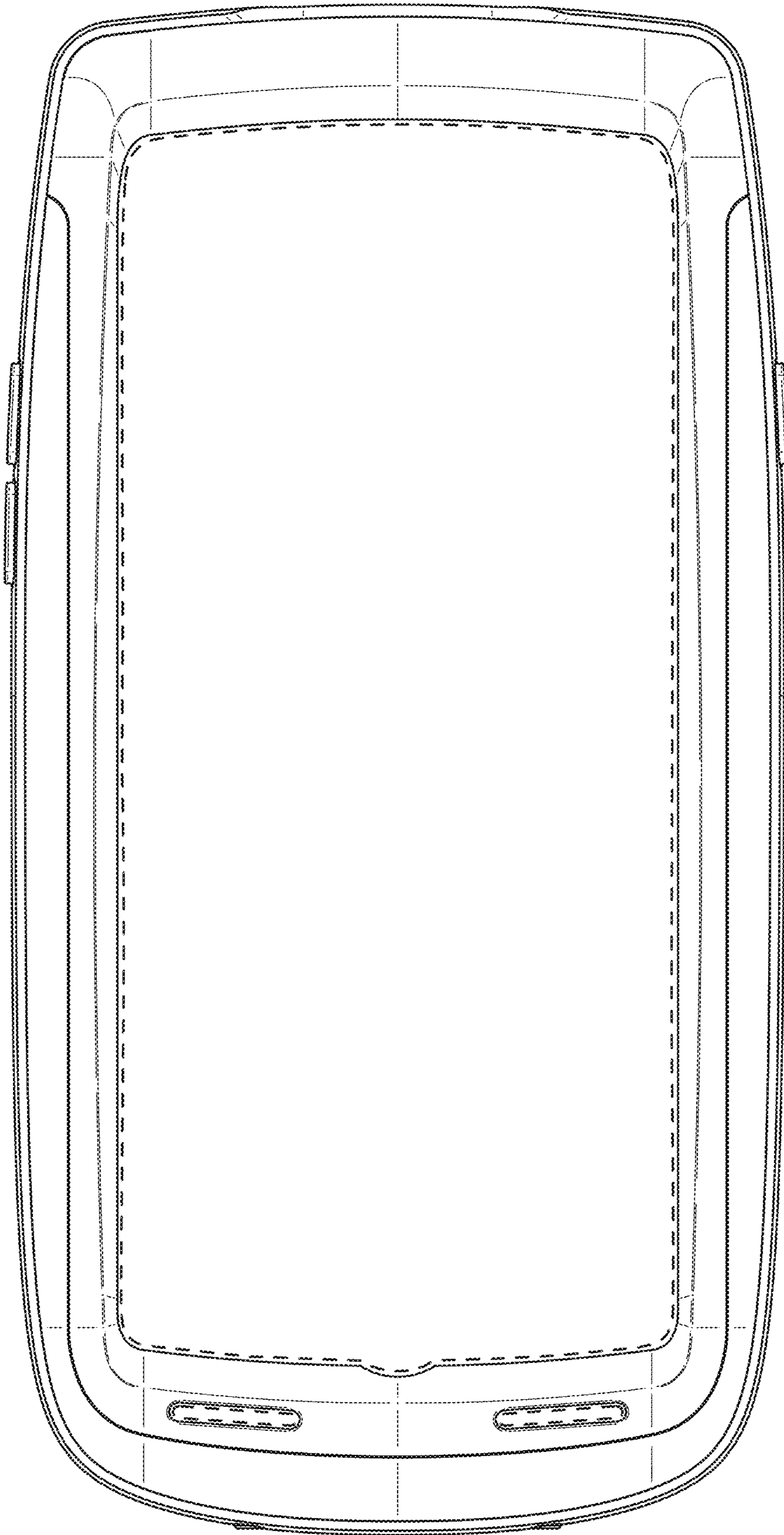
*FIG. 1*



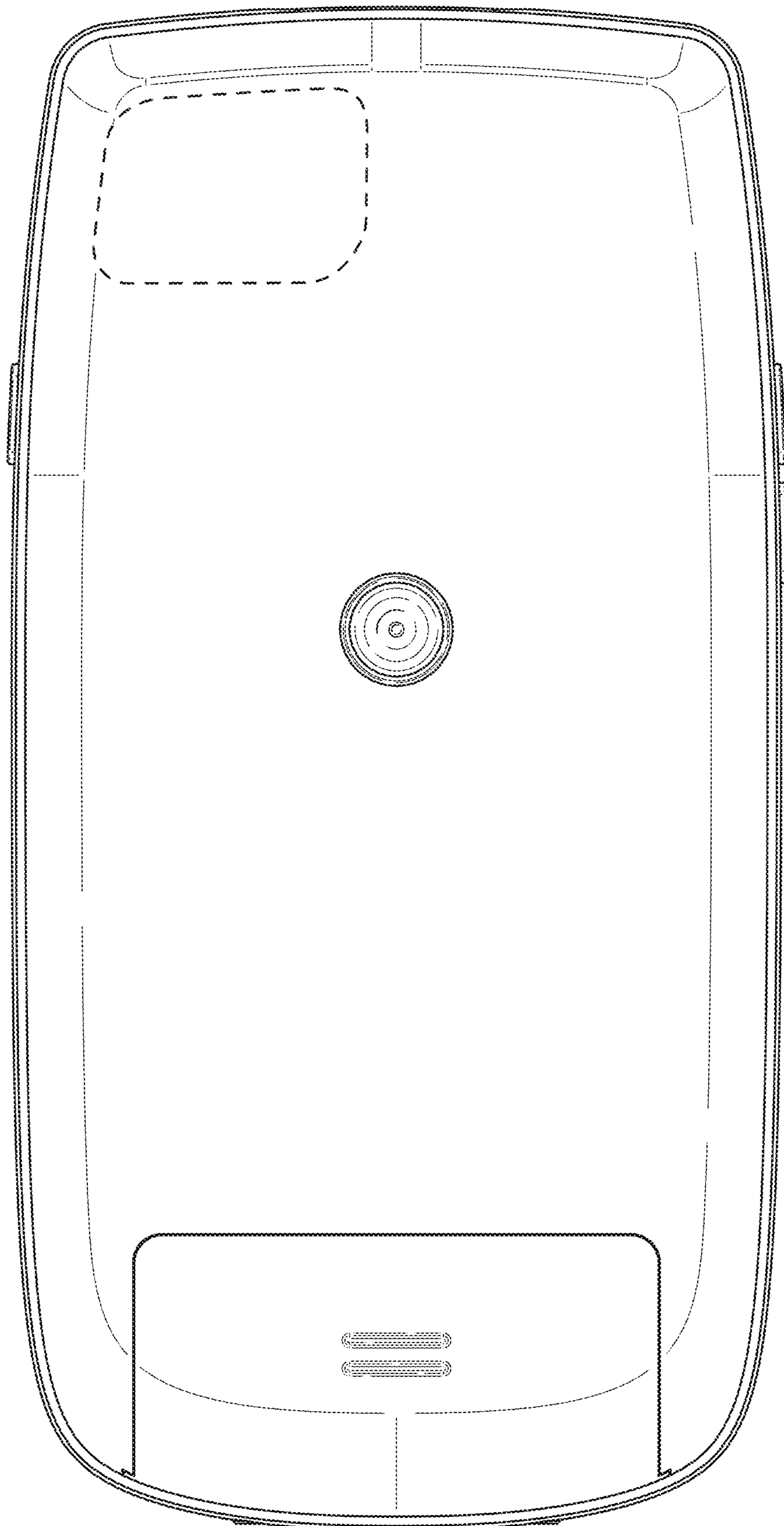
*FIG. 2*



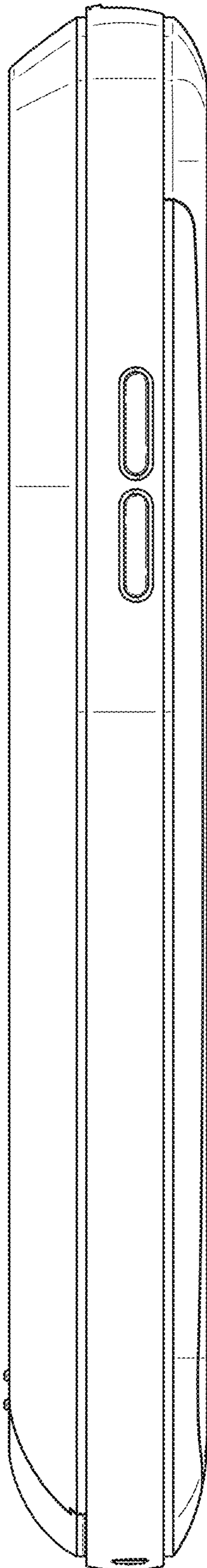
*FIG. 3*



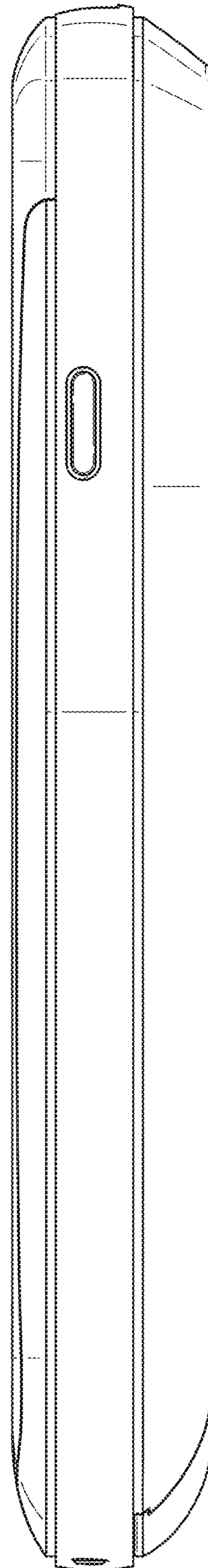
*FIG. 4*



*FIG. 5*

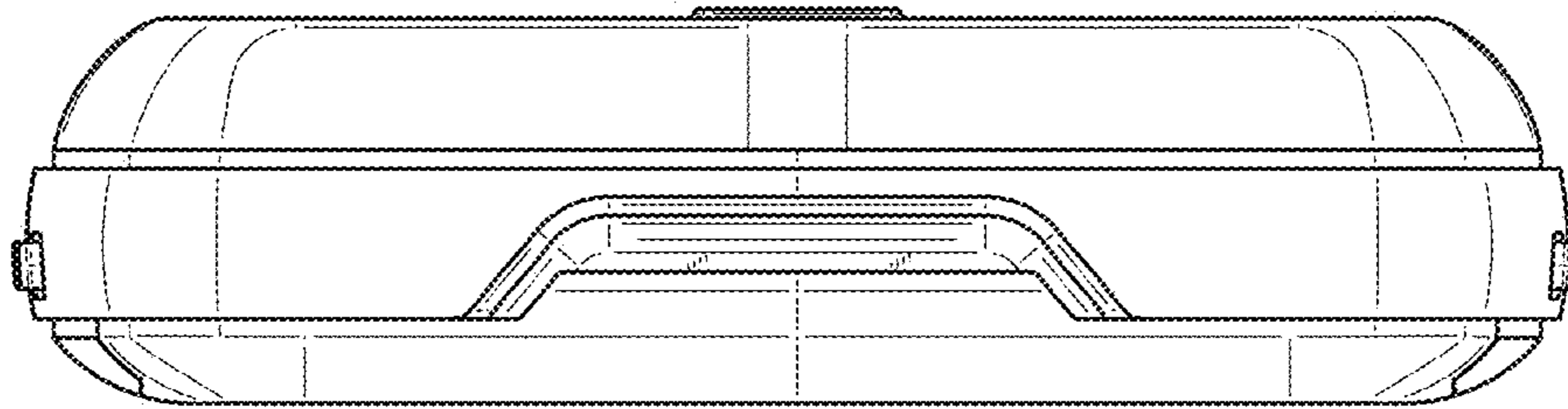


*FIG. 6*

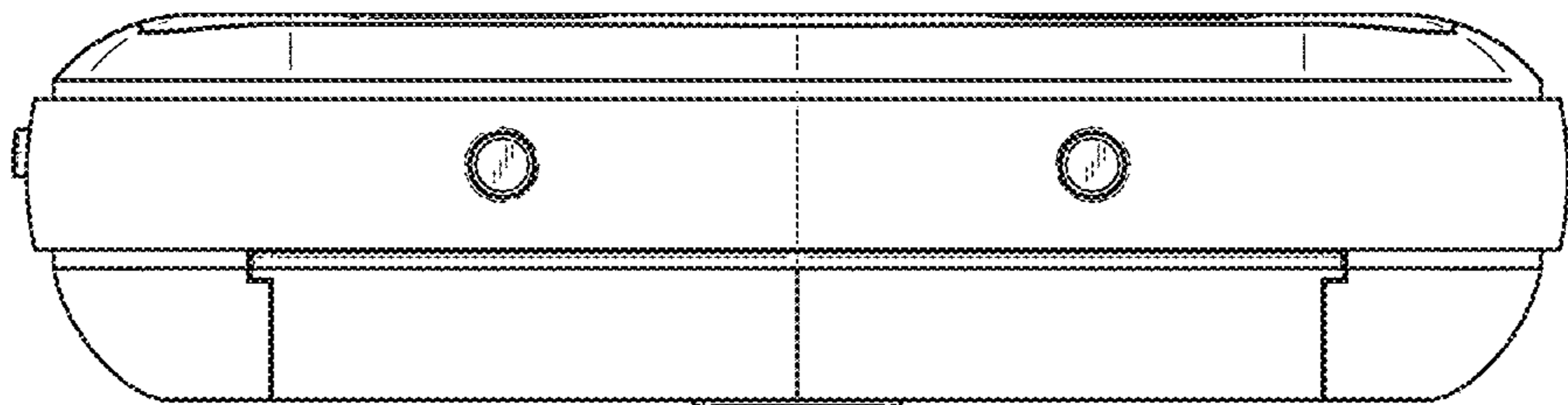


*FIG. 7*





*FIG. 8*



*FIG. 9*