



US00D930622S

(12) **United States Design Patent** (10) **Patent No.:** **US D930,622 S**
Lin (45) **Date of Patent:** **** Sep. 14, 2021**

(54) **PAIR OF EARBUDS**
(71) Applicant: **Shenzhen Worgo Technology Limited.**, Guangdong (CN)
(72) Inventor: **Qi Lin**, Guangdong (CN)
(73) Assignee: **Shenzhen Worgo Technology Limited.**, Shenzhen (CN)
(**) Term: **15 Years**
(21) Appl. No.: **29/750,907**
(22) Filed: **Sep. 17, 2020**
(51) **LOC (13) Cl.** **14-01**
(52) **U.S. Cl.**
USPC **D14/223**
(58) **Field of Classification Search**
USPC D14/223, 205; D24/174; 128/864, 865, 128/866; 381/380, 381, 328, 322; D13/108; 455/90.3, 575.1, 569.1
CPC H04R 1/10; H04R 25/00; H04R 25/02; H04R 1/1066; H04R 1/1016; H04R 5/033; H04R 5/0335; H04R 1/105; H04R 1/1058; H04R 1/1083
See application file for complete search history.

(56) **References Cited**
U.S. PATENT DOCUMENTS
4,532,649 A * 7/1985 Bellafiore H04R 25/65 381/324
D287,280 S * 12/1986 Topholm D24/174
D287,765 S * 1/1987 Topholm D24/174
D321,881 S * 11/1991 Hopewell D14/192
D348,067 S * 6/1994 Lucey D14/223
6,122,388 A * 9/2000 Feldman H04R 25/652 381/322
D464,638 S * 10/2002 Huang D14/205
D481,709 S * 11/2003 Solderits D14/223

D487,455 S * 3/2004 Asahina D14/216
D505,411 S * 5/2005 Sakai D14/192
D519,108 S * 4/2006 Yang D14/223
D537,438 S * 2/2007 Hermansen D14/223
D579,006 S * 10/2008 Kim D14/223
D588,111 S * 3/2009 Komiyama D14/223
D603,380 S * 11/2009 Hutchieson D14/223
D625,709 S * 10/2010 Yamamoto D14/223
D637,999 S * 5/2011 Brunner D14/205
D641,010 S * 7/2011 Kwon D14/223
D652,822 S * 1/2012 Lee D14/223
D654,056 S * 2/2012 Hoggarth D14/223
D666,581 S * 9/2012 Perez D14/223
D685,764 S * 7/2013 Coulter D14/205
D699,226 S * 2/2014 Yoon D14/223

(Continued)

FOREIGN PATENT DOCUMENTS

EM 001474134-0001 * 9/2019
EM 007956149-0001 * 5/2020

(Continued)

Primary Examiner — Paula Allen Greene

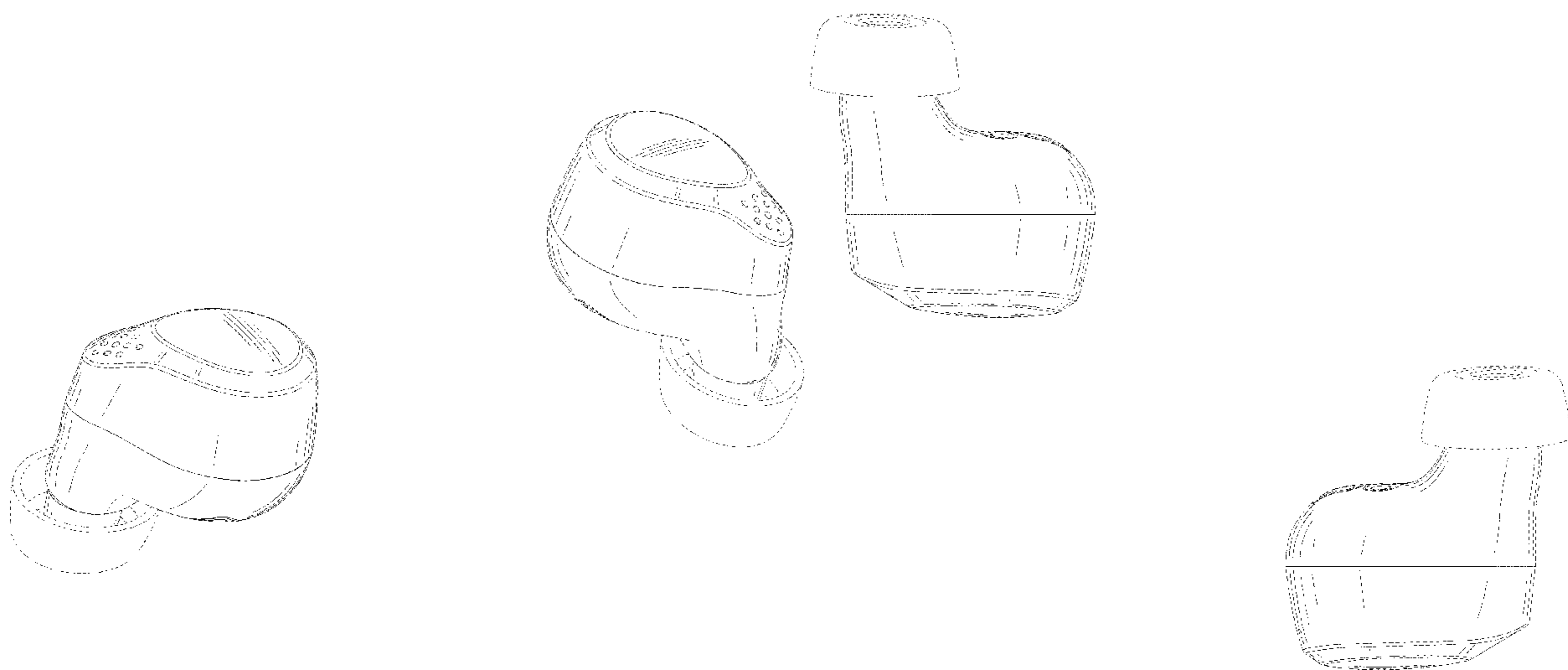
(57) **CLAIM**

The ornamental design for an pair of earbuds, as shown and described.

DESCRIPTION

FIG. 1 is a perspective view of an pair of earbuds showing my new design;
FIG. 2 is another perspective view thereof;
FIG. 3 is a front elevation view thereof;
FIG. 4 is a back elevation view thereof;
FIG. 5 is a left side view thereof;
FIG. 6 is a right side view thereof;
FIG. 7 is a top plan view thereof; and,
FIG. 8 is a bottom plan view thereof.
The broken lines in the drawing depict environmental subject matter only and form no part of the claimed design.

1 Claim, 8 Drawing Sheets



(56)

References Cited

U.S. PATENT DOCUMENTS

D705,757 S * 5/2014 Yashiro H04R 1/10
D14/223
8,776,801 B2 * 7/2014 McIntosh H04R 25/656
128/864
D711,356 S * 8/2014 Yang D14/223
D719,139 S * 12/2014 Henry D14/223
D719,550 S * 12/2014 Yang D14/223
D725,082 S * 3/2015 Palmborg D14/223
D726,145 S * 4/2015 Hsieh D14/205
D727,871 S * 4/2015 Orbach D14/205
D728,107 S * 4/2015 Torres Martin D24/174
D729,775 S * 5/2015 Seo D14/223
D733,102 S * 6/2015 Palmborg D14/223
D733,103 S * 6/2015 Jeong D14/224
D735,169 S * 7/2015 Shieh D14/223
D742,861 S * 11/2015 Miyake D14/223
D764,445 S * 8/2016 Czaniecki D14/223
D773,439 S * 12/2016 Walker D14/223
D777,710 S * 1/2017 Palmborg D14/223
D778,267 S * 2/2017 Hsieh D14/223
D781,269 S * 3/2017 Choe D14/223
D782,997 S * 4/2017 Shin D14/205
D782,998 S * 4/2017 Shin D14/205
D788,079 S * 5/2017 Son D14/223
D789,909 S * 6/2017 Hung D14/223
D795,224 S * 8/2017 Valenzuela D14/223
D798,843 S * 10/2017 Valenzuela D14/223
D800,097 S * 10/2017 Chen D14/223
D805,060 S * 12/2017 Loermann D14/223
D806,879 S * 1/2018 Horbinski D24/174
D810,054 S * 2/2018 Yuan D14/223
D812,042 S * 3/2018 Xiao D14/223
D813,206 S * 3/2018 Tang D14/223
D817,309 S * 5/2018 Czaniecki D14/223
D841,626 S * 2/2019 Tang D14/223
D841,627 S * 2/2019 Wen D14/223
D843,354 S * 3/2019 Kumano D14/223
D845,932 S * 4/2019 Lu D14/223
D846,532 S * 4/2019 Xiao D14/223
D852,171 S * 6/2019 Cai D14/223
D852,782 S * 7/2019 Bergman D14/223

D855,589 S * 8/2019 Madsen D14/223
D864,167 S * 10/2019 Wu D14/223
D870,707 S * 12/2019 Yang D14/223
D873,248 S * 1/2020 Weicheng D14/223
D880,457 S * 4/2020 Zhu D14/223
D883,261 S * 5/2020 Zhang D14/223
D883,262 S * 5/2020 Wu D14/223
D887,395 S * 6/2020 Wang D14/223
D889,441 S * 7/2020 Lin D14/223
D892,086 S * 8/2020 Bonahoom D14/223
D892,769 S * 8/2020 Cai D14/223
D894,123 S * 8/2020 Xiong D13/108
D895,580 S * 9/2020 Yu D14/223
D897,319 S * 9/2020 Wang D14/223
D897,322 S * 9/2020 Wei D14/223
D899,405 S * 10/2020 Vaclavik D14/223
D900,064 S * 10/2020 Laffon de Mazieres D14/223
D902,182 S * 11/2020 Wang D14/223
10,827,249 B1 * 11/2020 Pine H04R 1/1016
D903,638 S * 12/2020 Li D14/223
D904,350 S * 12/2020 Zhou D14/223
D905,664 S * 12/2020 He D14/223
D908,667 S * 1/2021 He D14/223
D909,995 S * 2/2021 Cai D14/223
D914,650 S * 3/2021 Hu D14/223
D915,358 S * 4/2021 Ma D14/223
D917,425 S * 4/2021 Wang D14/223
D918,177 S * 5/2021 Kosaka D14/223
D918,181 S * 5/2021 Bailey D14/223
D918,873 S * 5/2021 Deng D14/223
D920,288 S * 5/2021 Vautour D14/223
2018/0035196 A1 * 2/2018 Yeung H04R 1/1058
2019/0182575 A1 * 6/2019 Julstrom H04R 1/1083
2020/0177981 A1 * 6/2020 Ma H04R 1/1016
2020/0186906 A1 * 6/2020 Birch H04R 1/1016
2020/0374632 A1 * 11/2020 Wang H04R 5/033
2021/0037307 A1 * 2/2021 Huang H04R 1/1058

FOREIGN PATENT DOCUMENTS

EM 008150452-0001 * 8/2020
EM 008172480-0002 * 9/2020

* cited by examiner

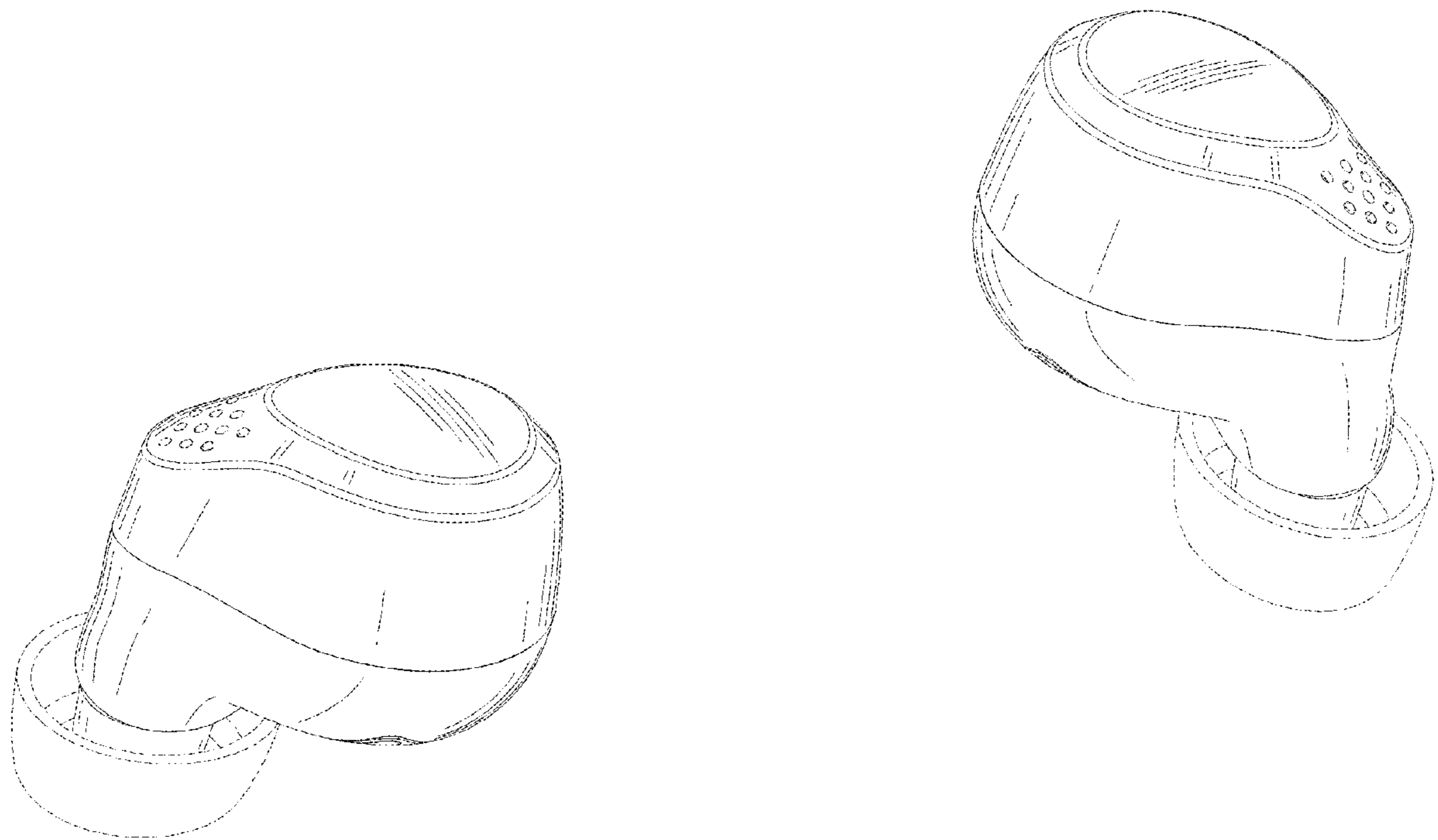


FIG. 1

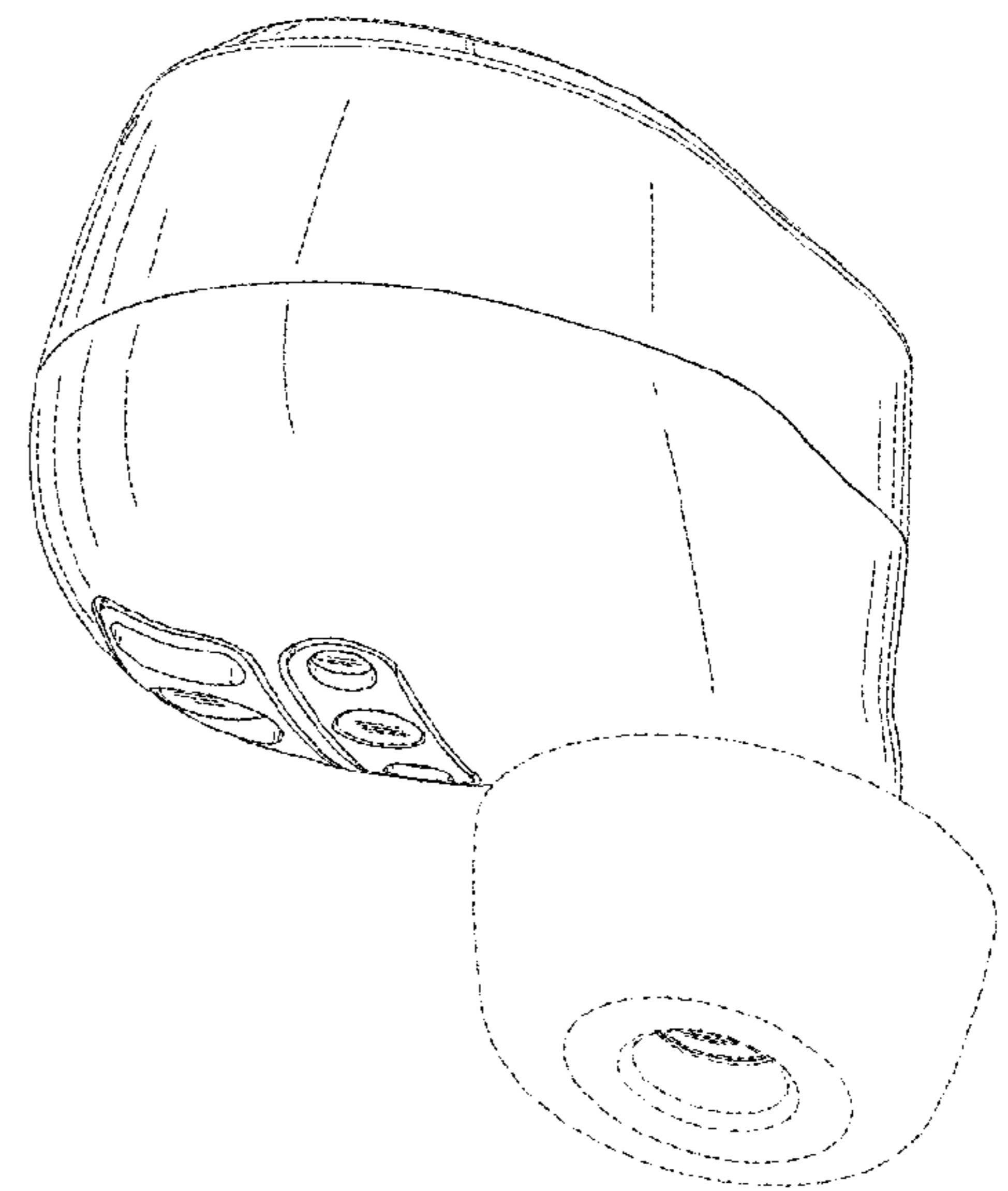
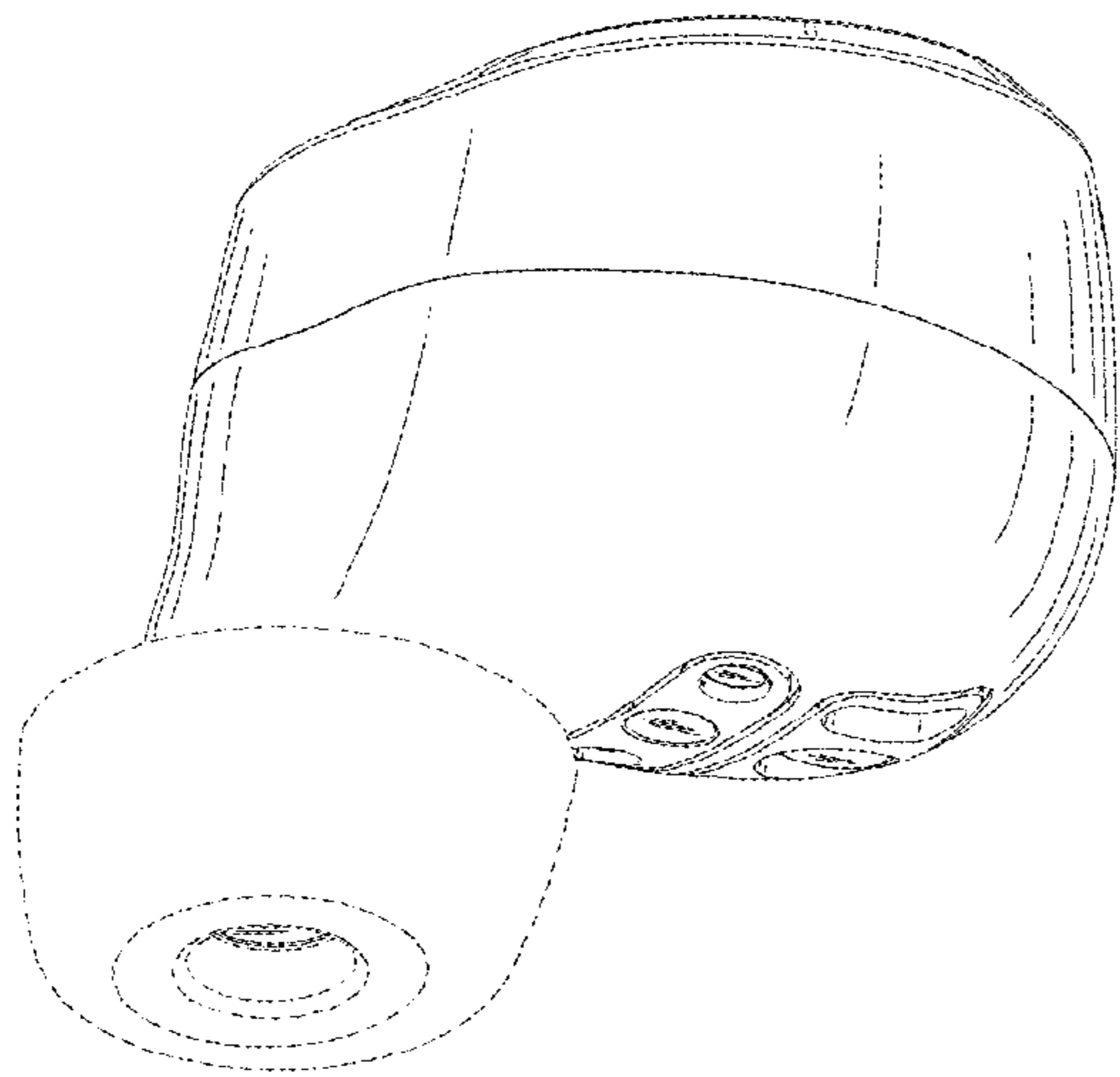


FIG. 2

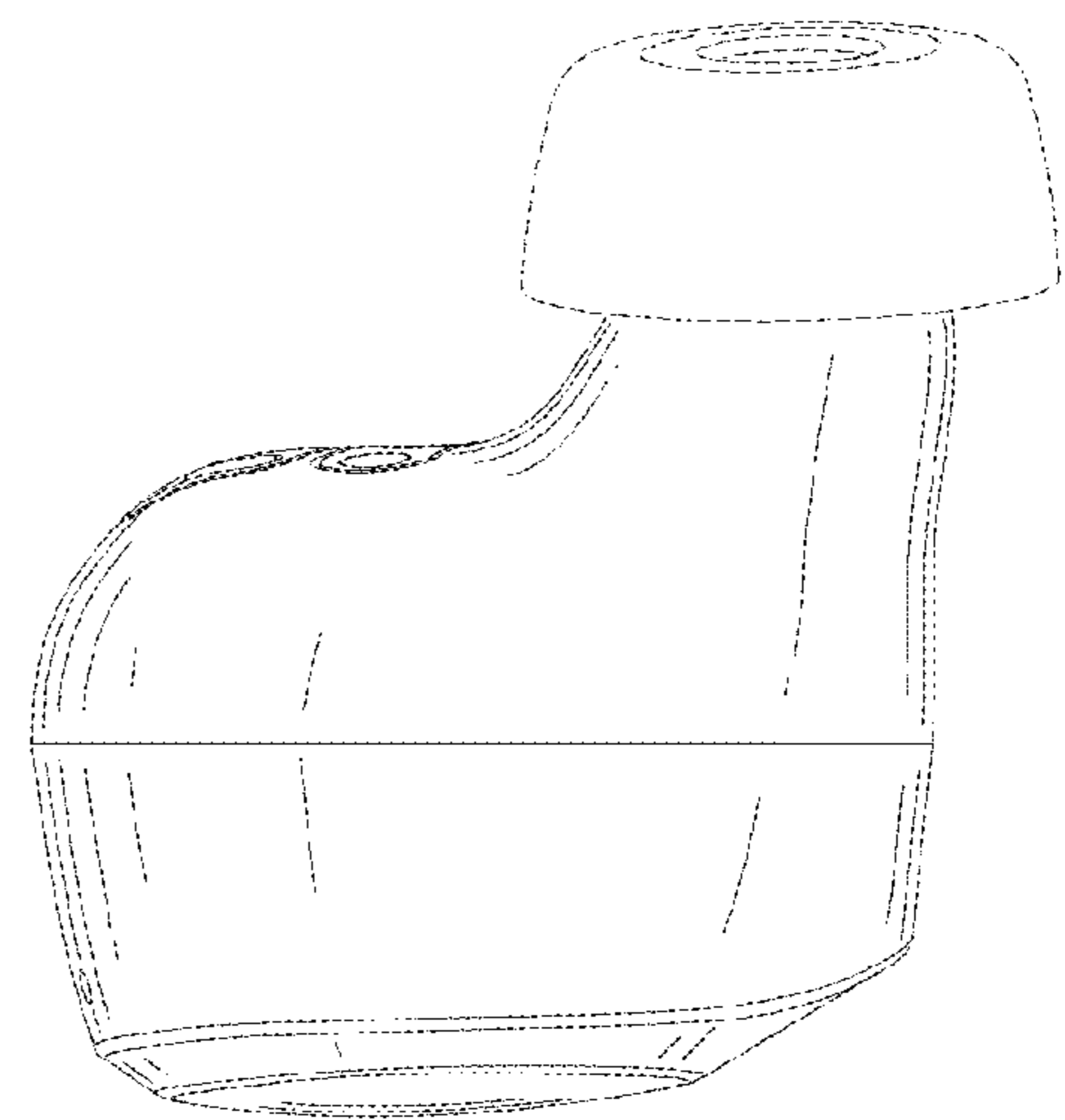
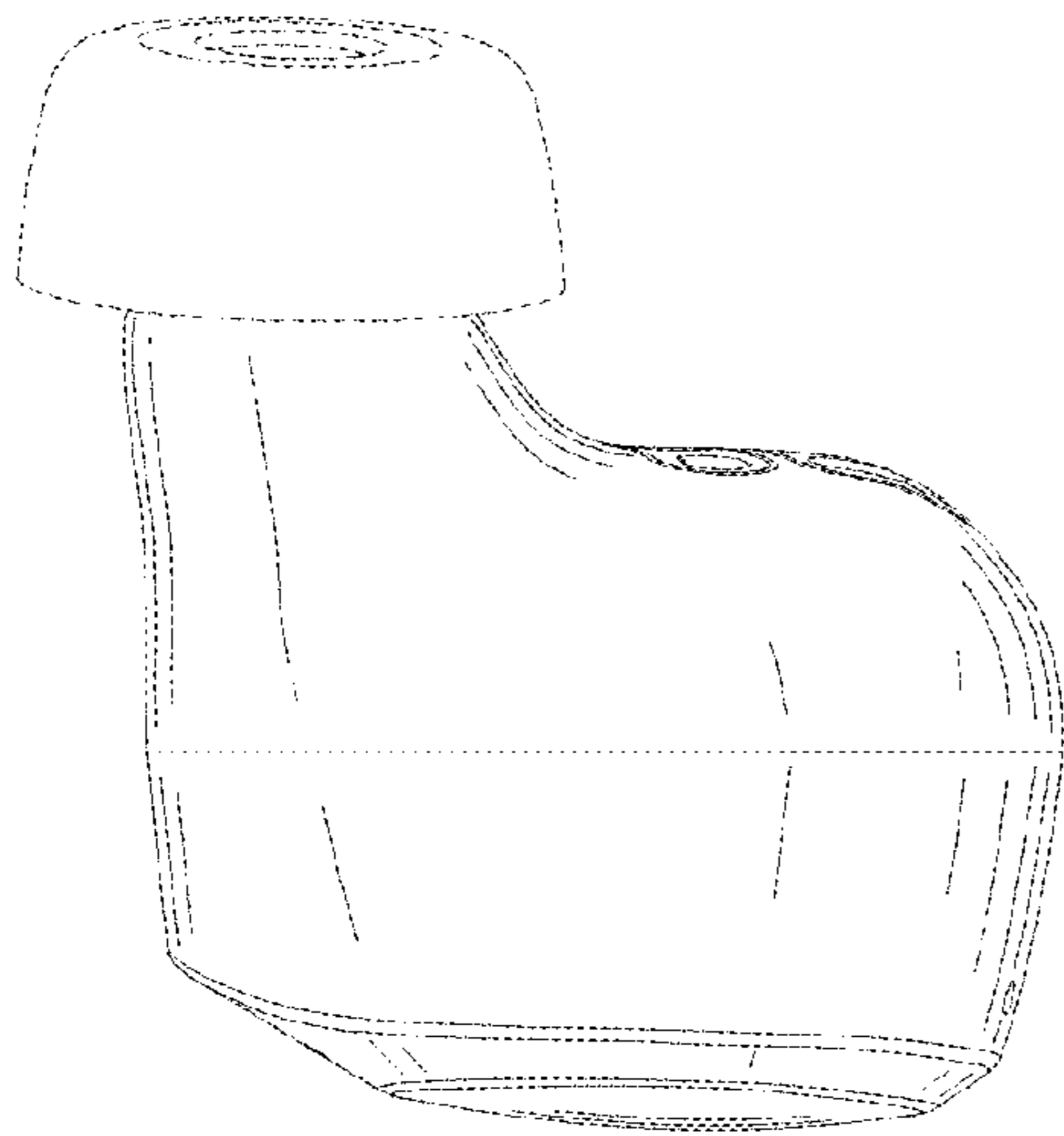


FIG. 3

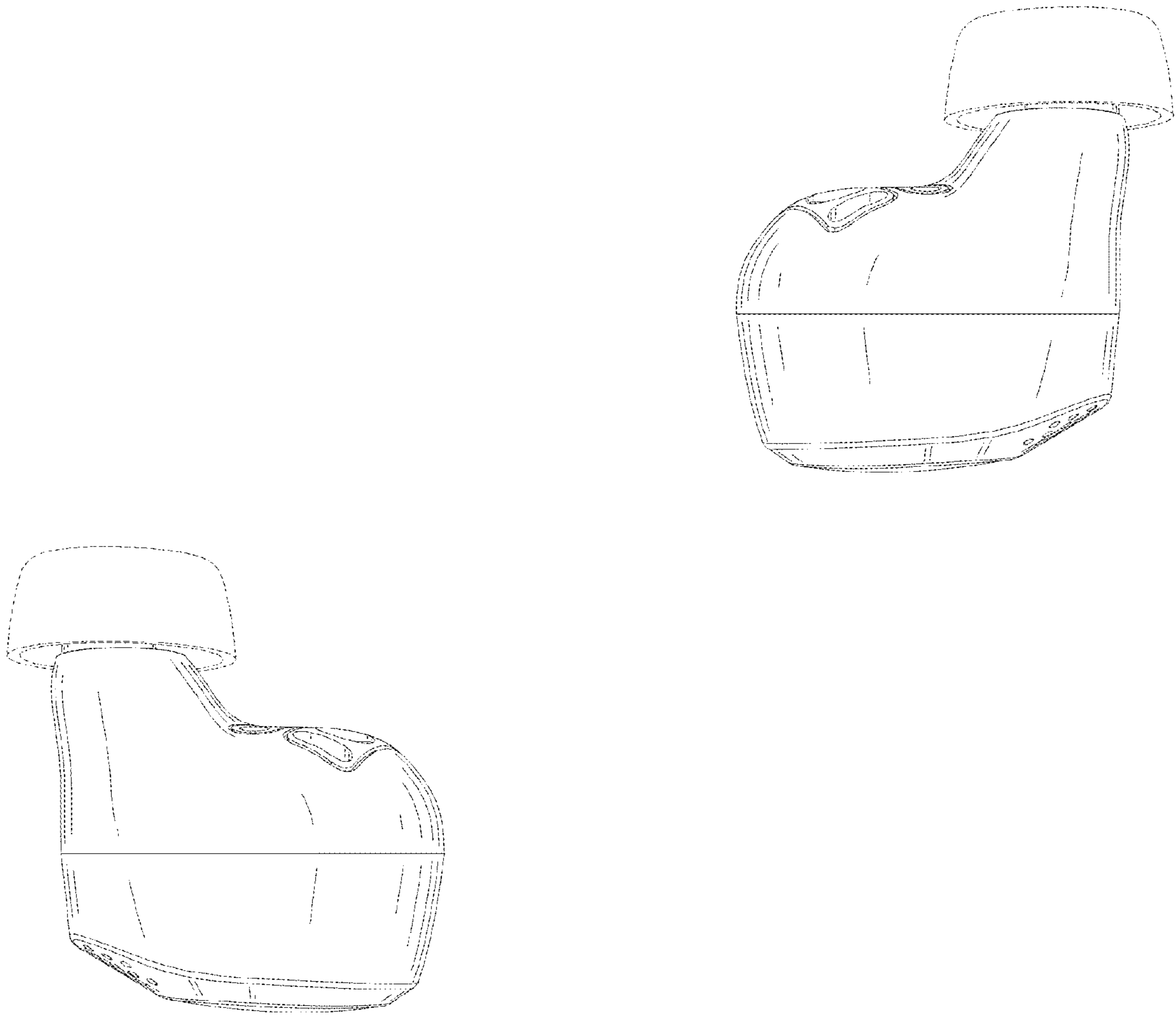


FIG. 4

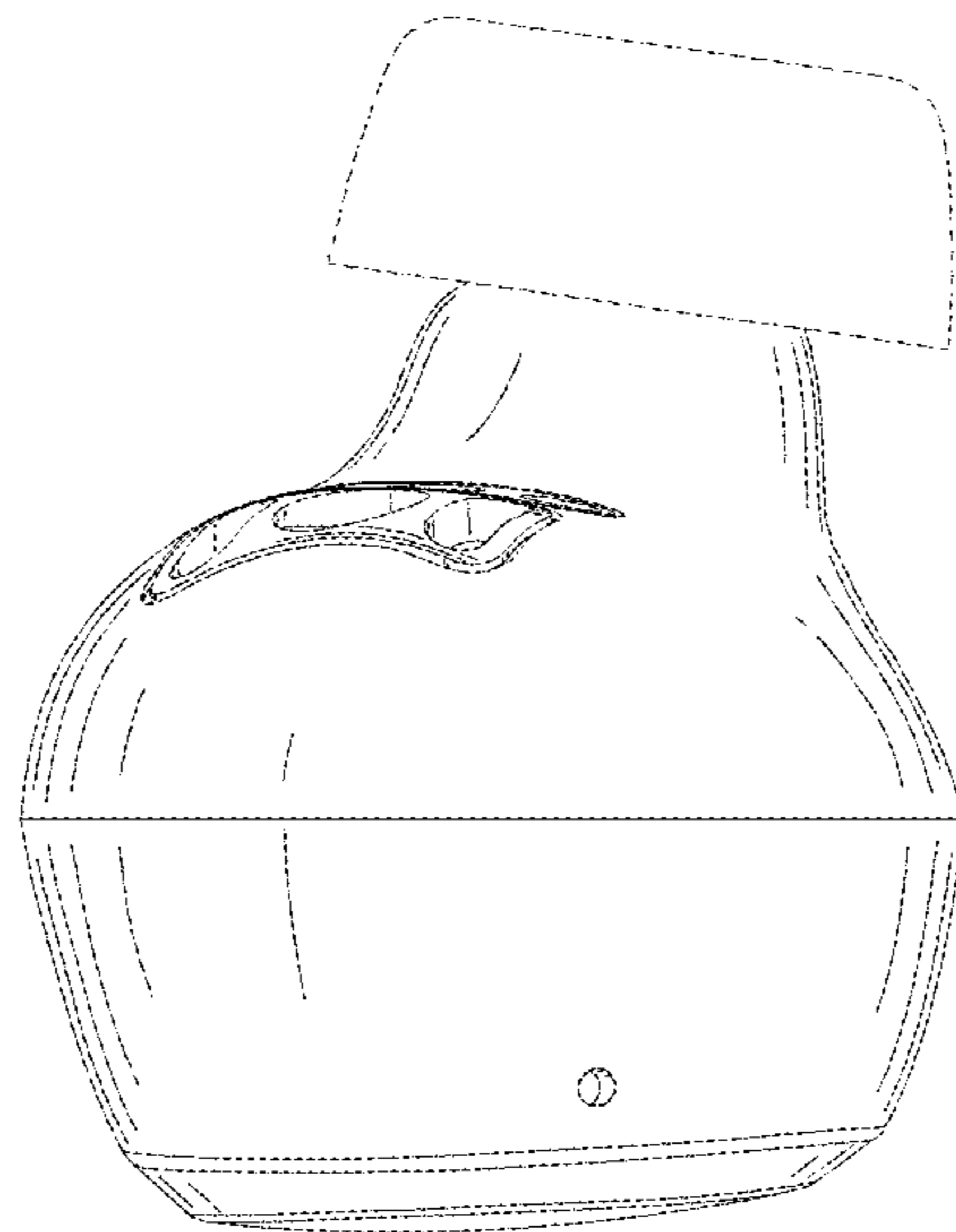
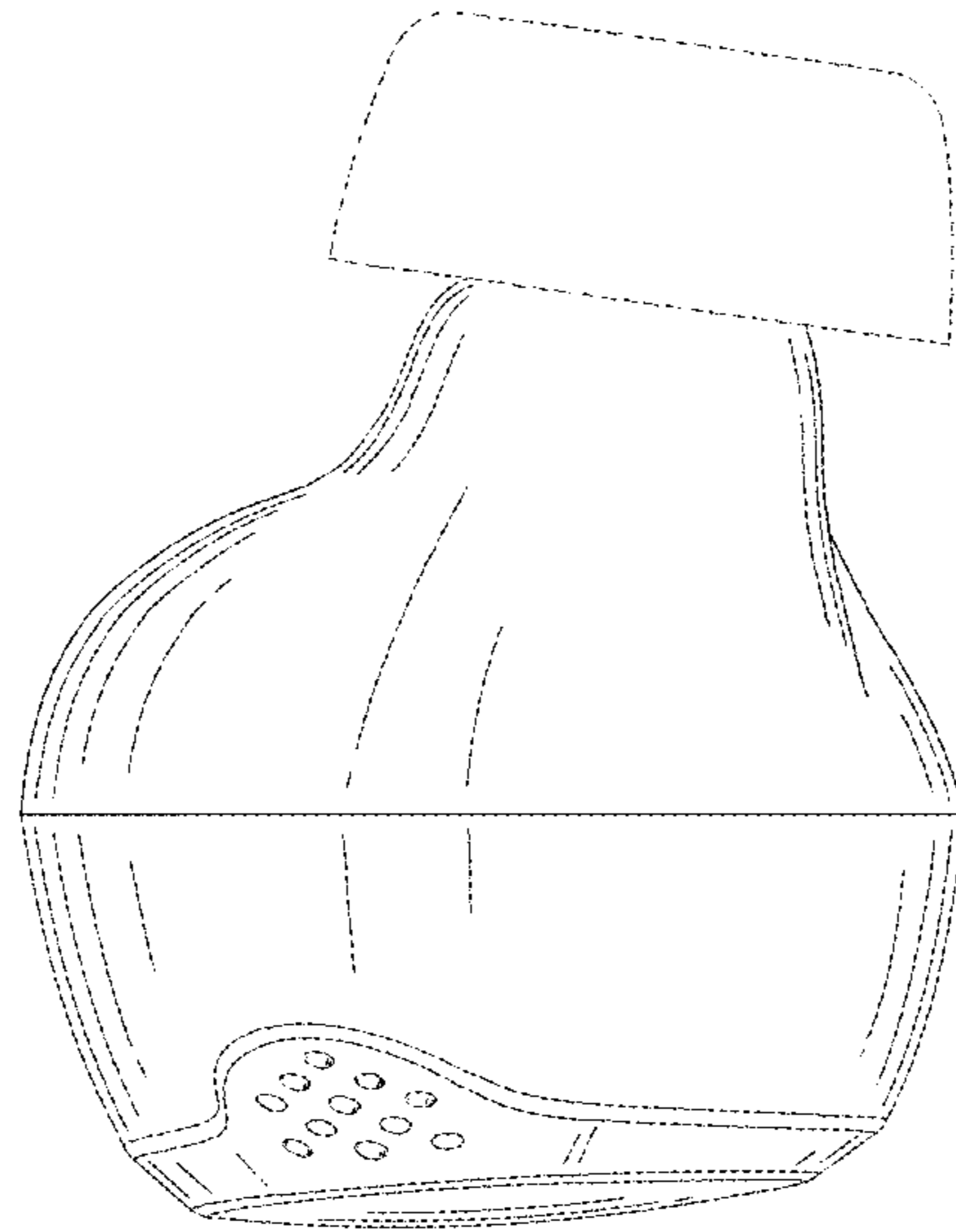


FIG. 5

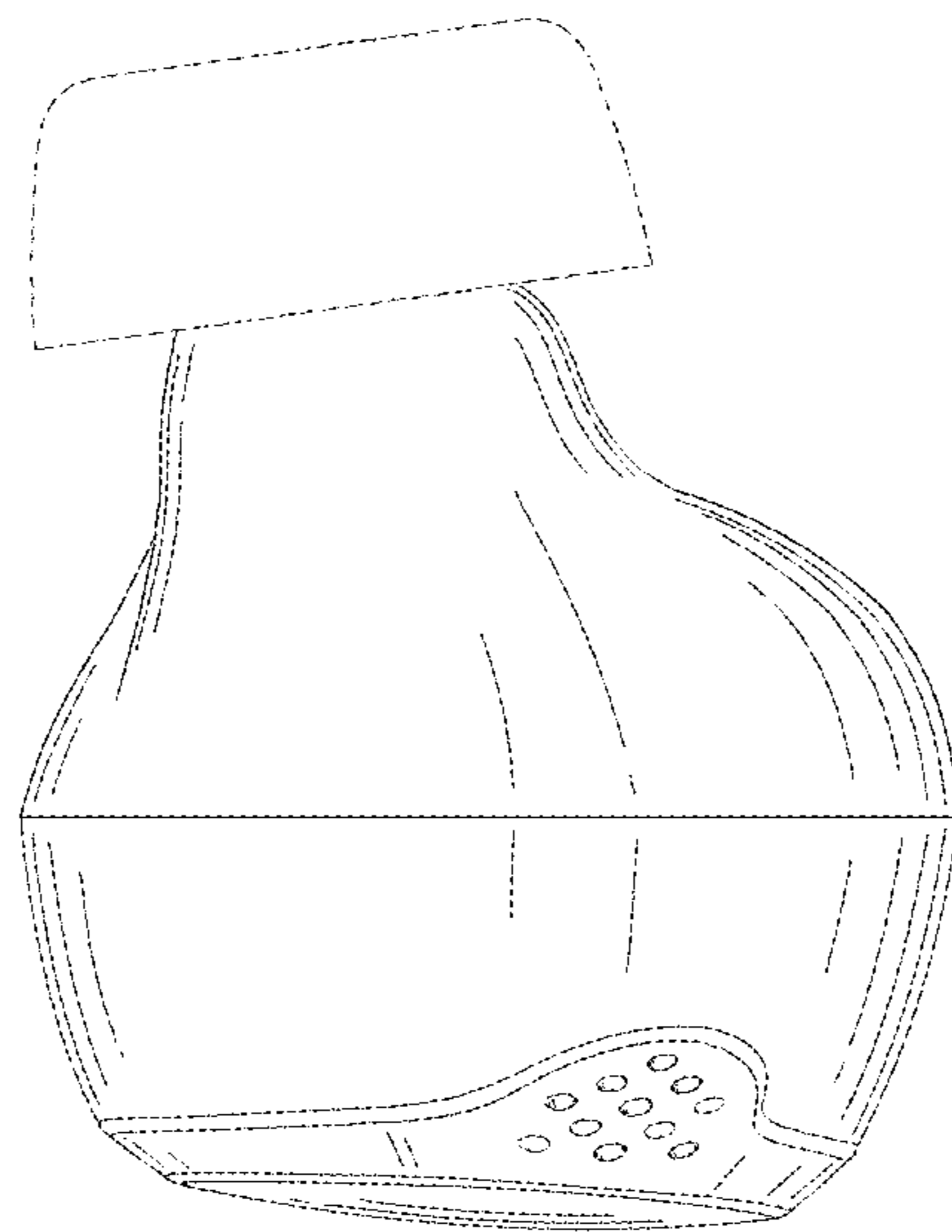
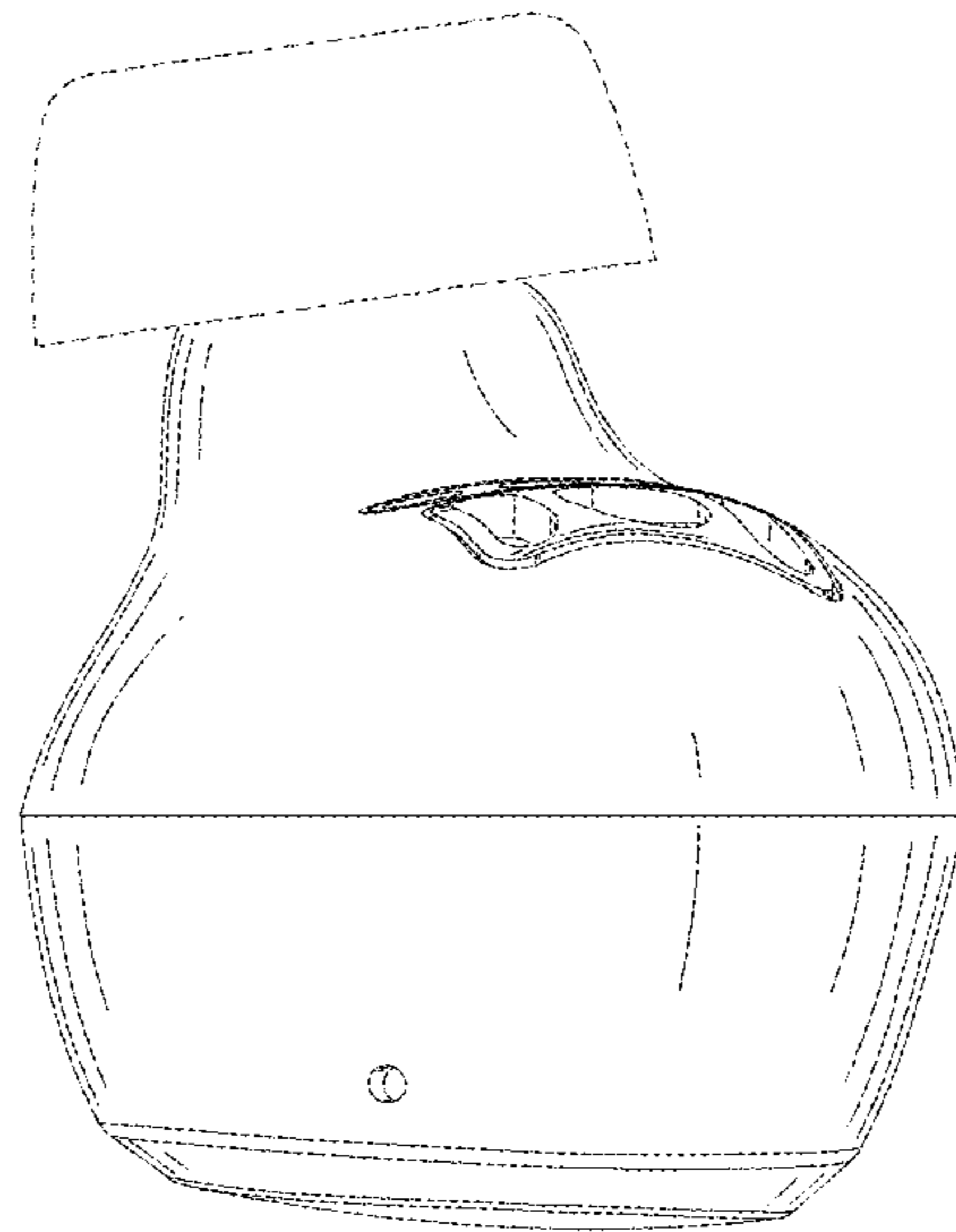


FIG. 6

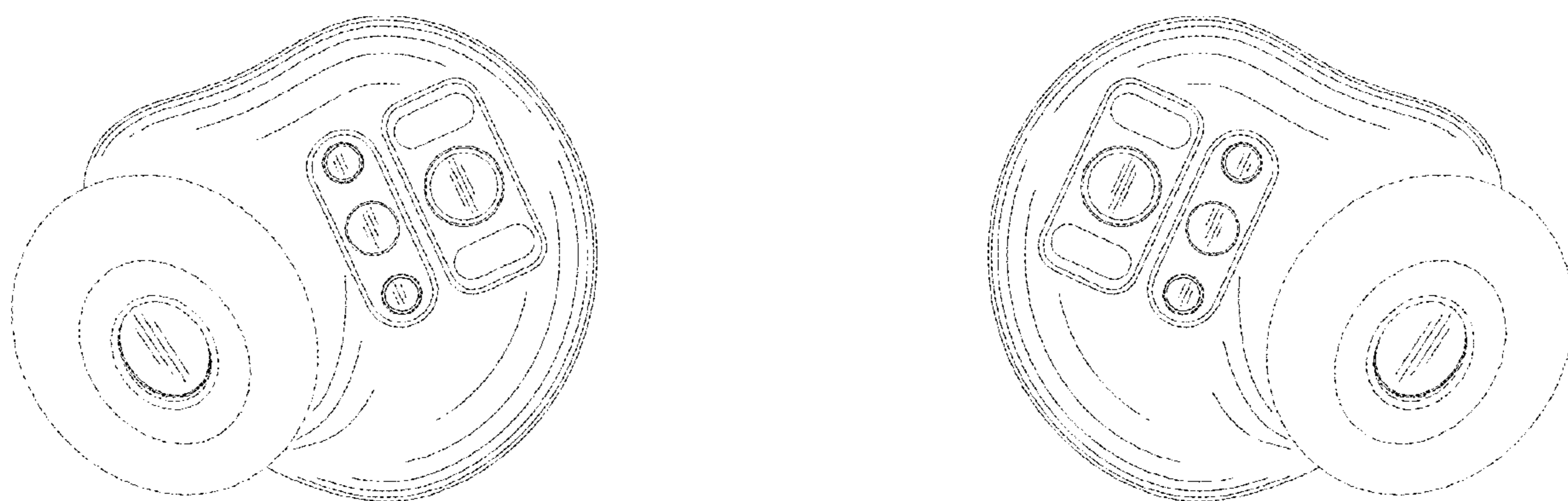


FIG. 7

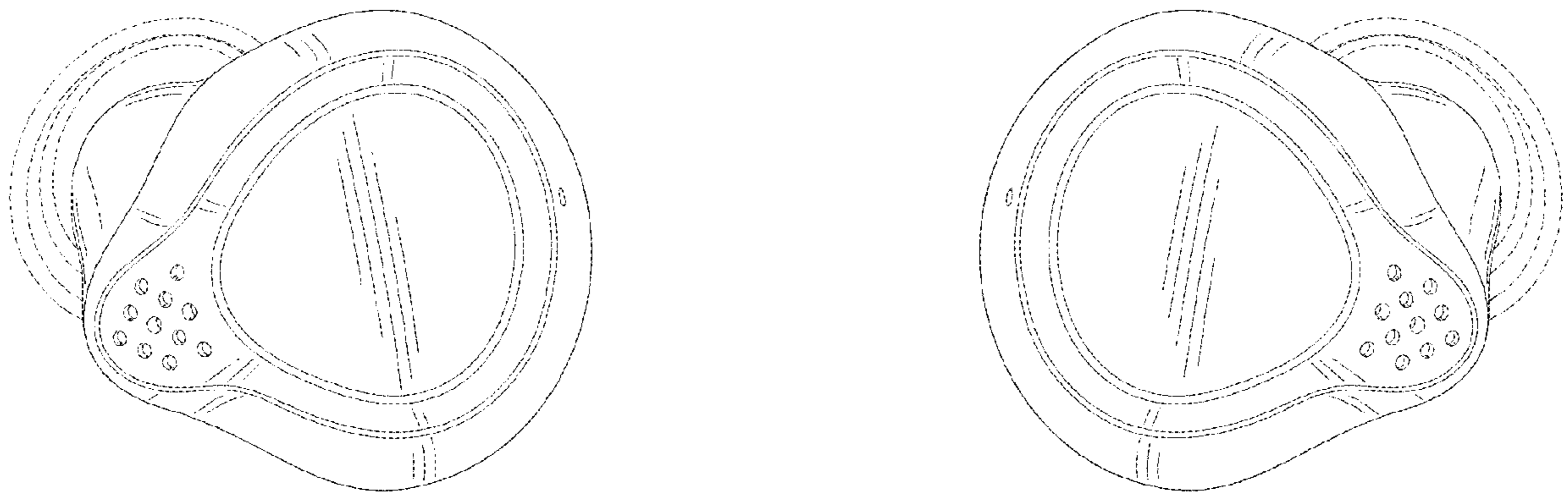


FIG. 8