



US00D930573S

(12) **United States Design Patent** (10) **Patent No.:** **US D930,573 S**  
**Stadler et al.** (45) **Date of Patent:** **\*\* Sep. 14, 2021**

(54) **BATTERY ENCLOSURE**

D911,270 S \* 2/2021 Li ..... D13/103  
D916,006 S \* 4/2021 Leitner ..... D13/102  
D917,381 S \* 4/2021 Ouyang ..... D13/103

(71) Applicant: **Dragonfly Energy Corp.**, Reno, NV  
(US)

(72) Inventors: **Doug Stadler**, Reno, NV (US); **Evan Humphreys**, Reno, NV (US); **Sean Nichols**, Reno, NV (US); **Denis Phares**, Reno, NV (US)

(73) Assignee: **Dragonfly Energy Corp.**, Reno, NV  
(US)

(\*\*) Term: **15 Years**

(21) Appl. No.: **29/653,375**

(22) Filed: **Jun. 14, 2018**

(51) **LOC (13) Cl.** ..... **13-02**

(52) **U.S. Cl.**  
USPC ..... **D13/103**

(58) **Field of Classification Search**  
USPC ..... D13/103, 107, 108, 110, 118, 119, 122,  
D13/184, 199

CPC ..... Y02E 60/12; Y02E 60/122; Y02E 60/124;  
Y02E 60/50; H02J 7/025; H02J 7/0042;  
H02J 7/0044; H02J 7/0045; H02J 7/0003;  
H01R 13/6675; H01M 2/1022; H01M  
2/1055; H01M 10/44; H01M 10/46;  
H01M 10/425; B60L 11/182

See application file for complete search history.

(56) **References Cited**

**U.S. PATENT DOCUMENTS**

D676,382 S \* 2/2013 McSweyn ..... D13/108  
D821,326 S \* 6/2018 Kreiner ..... D13/130  
D884,629 S \* 5/2020 Zhong ..... D13/110  
D909,298 S \* 2/2021 Garvey ..... D13/110

**OTHER PUBLICATIONS**

Dragonflyenergy.com: 100 Ah 12V GC2 LiFePO4 Battery. Publish date of May 7, 2021. Retrieved from the internet at <https://dragonflyenergy.com/shop/>, May 7, 2021. 1 page. (Year: 2021).\* [No Author Listed] Product Listing and Pictures of 100Ah 12V LiFePO4 Deep Cycle Battery. Battle Born Batteries. https://battlebornbatteries.com/shop/12v-lifepo4-deep-cycle-battery/. Available more than one year prior to Jun. 14, 2018, 5 pages.

\* cited by examiner

*Primary Examiner* — Christy Nemeth

(74) *Attorney, Agent, or Firm* — Wolf, Greenfield & Sacks, P.C.

(57) **CLAIM**

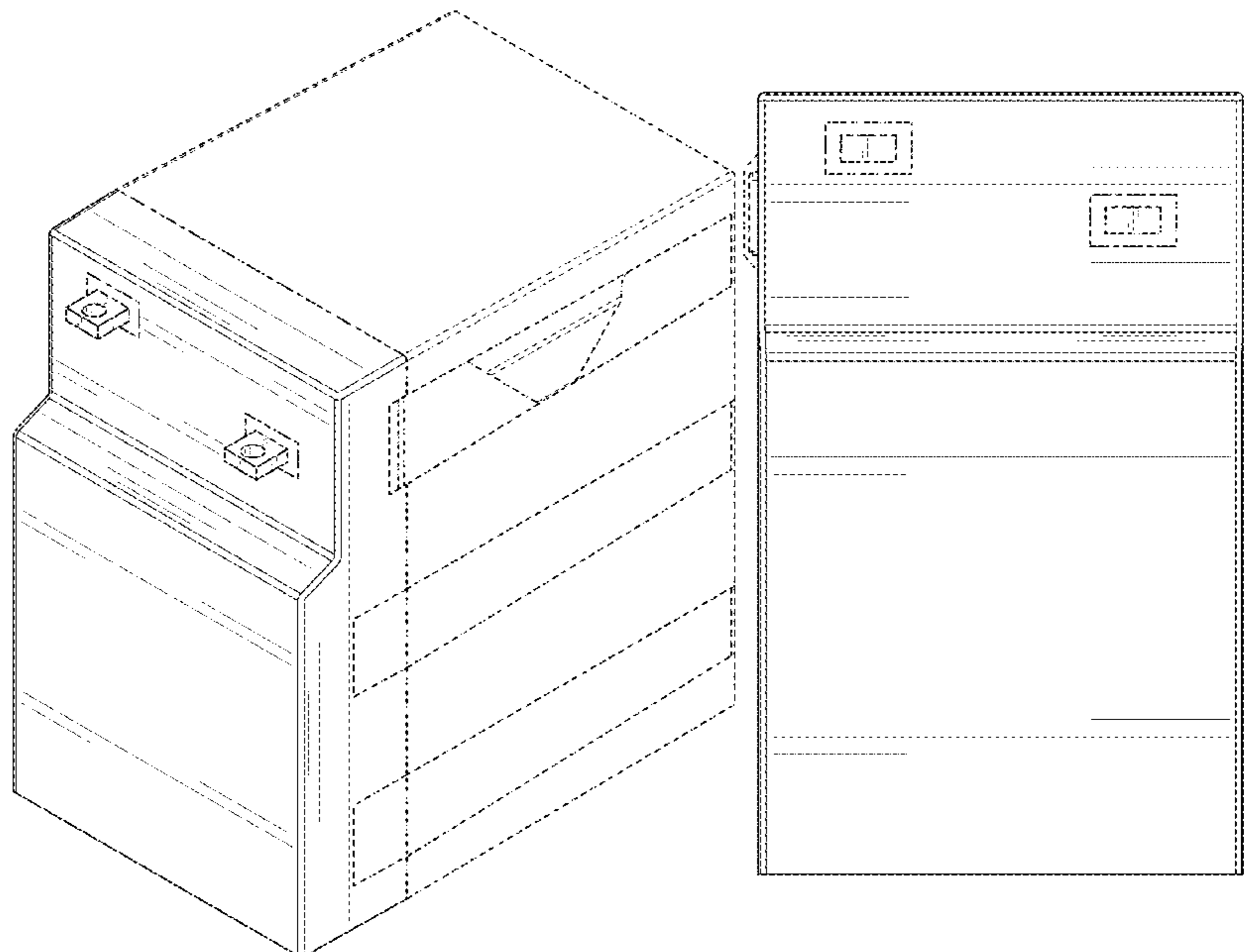
The ornamental design for a battery enclosure, as shown and described.

**DESCRIPTION**

FIG. 1 is a top, front, right side perspective view of a battery enclosure showing our new design;  
FIG. 2 is a front elevation view thereof;  
FIG. 3 is a rear elevation view thereof;  
FIG. 4 is a left side elevation view thereof;  
FIG. 5 is a right side elevation view thereof;  
FIG. 6 is a top plan view thereof; and,  
FIG. 7 is a bottom plan view thereof.

The dash-dash broken lines represent portions of the battery enclosure that form no part of the claimed design. The dot-dash broken lines represent boundaries of the claimed design and form no part of the claimed design.

**1 Claim, 7 Drawing Sheets**



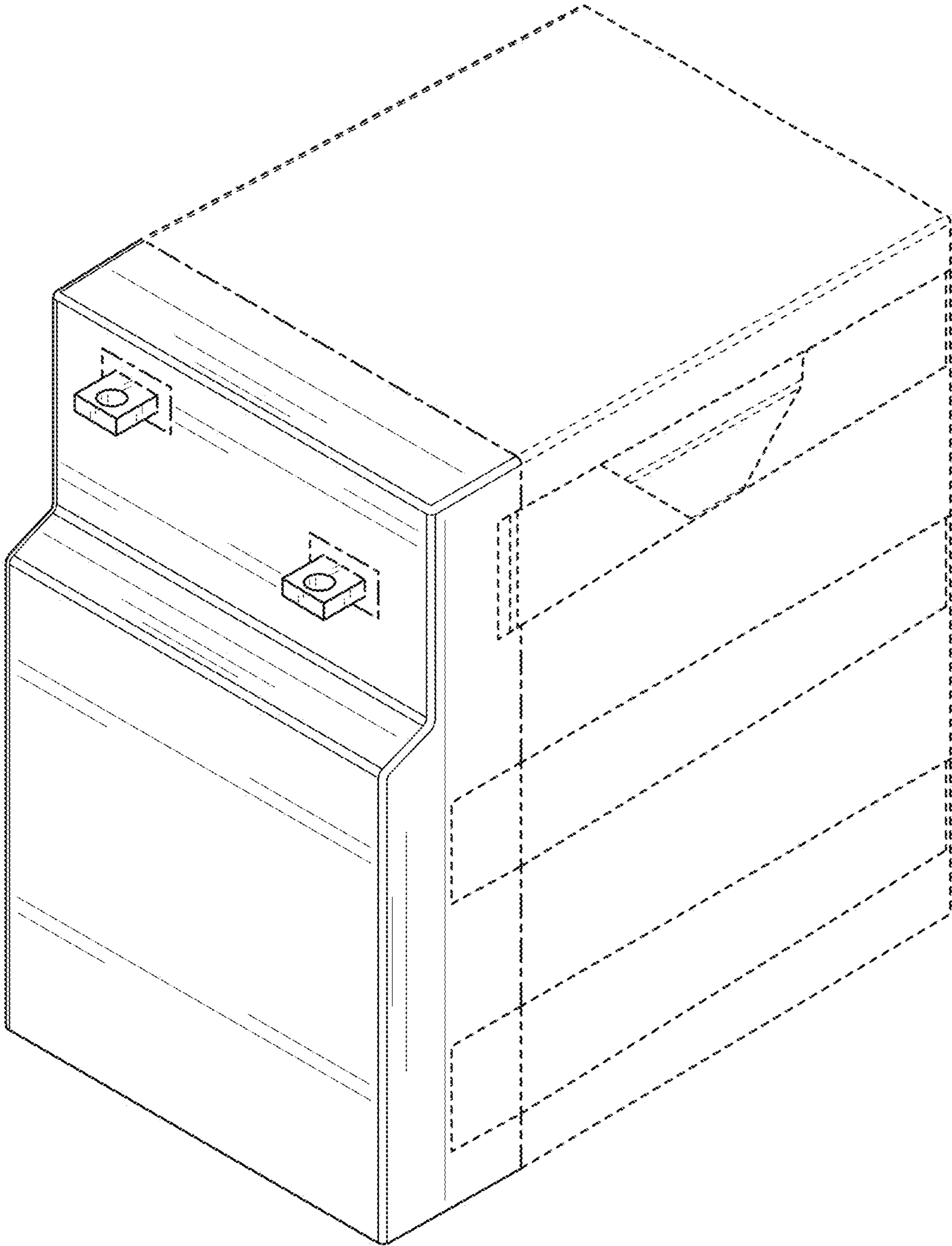


FIG. 1




FIG. 2




FIG. 3

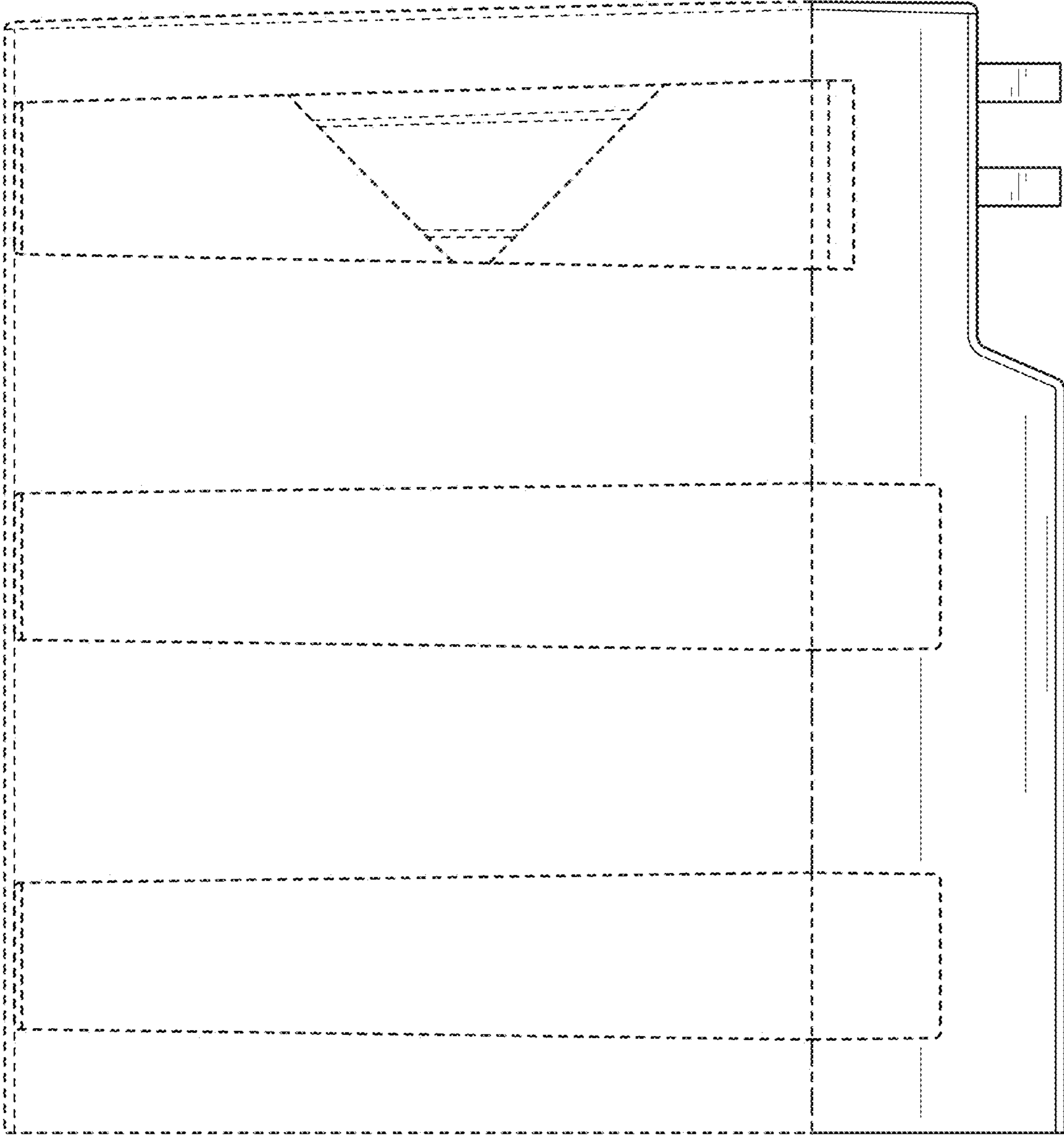


FIG. 4

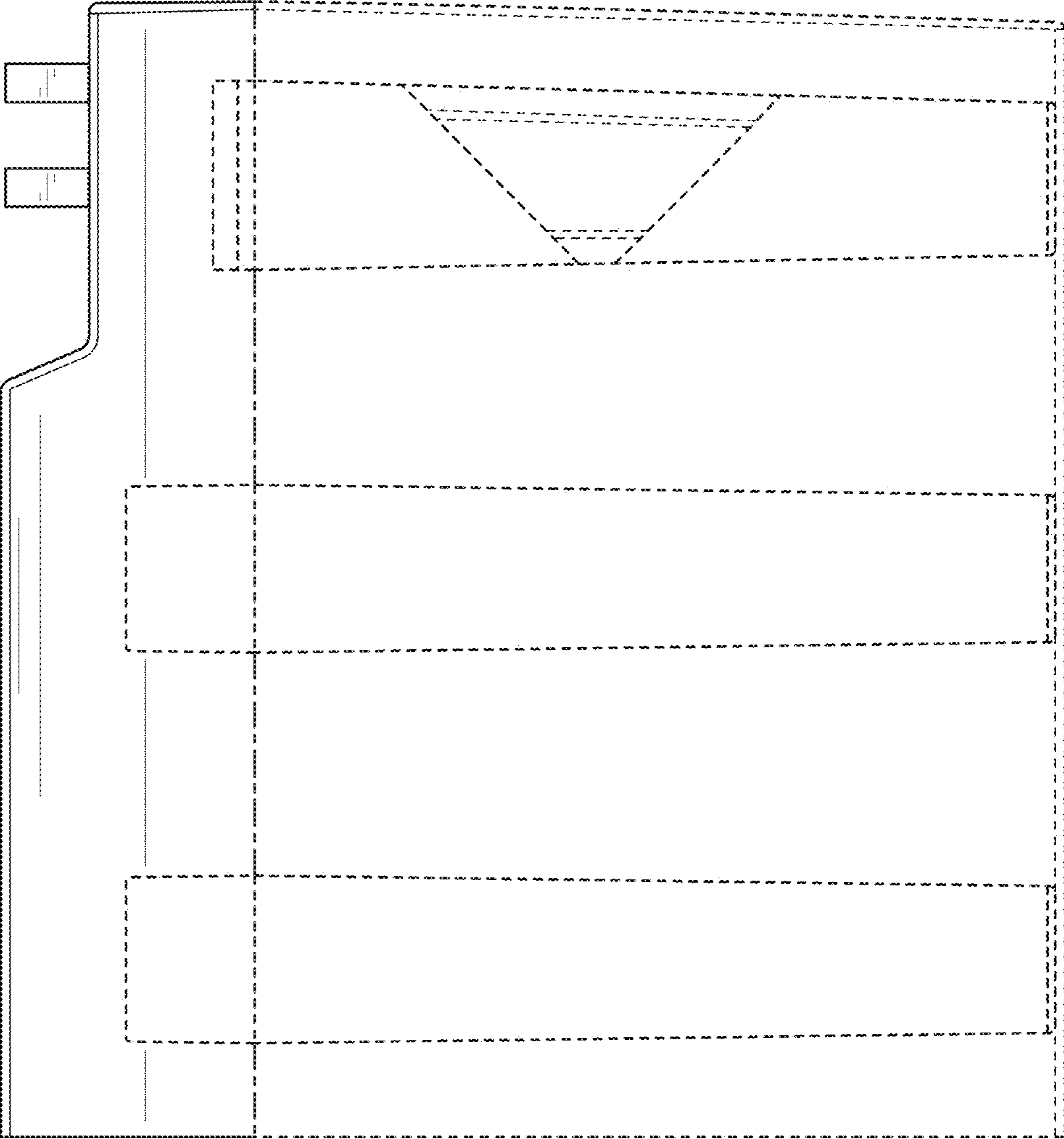


FIG. 5




FIG. 6

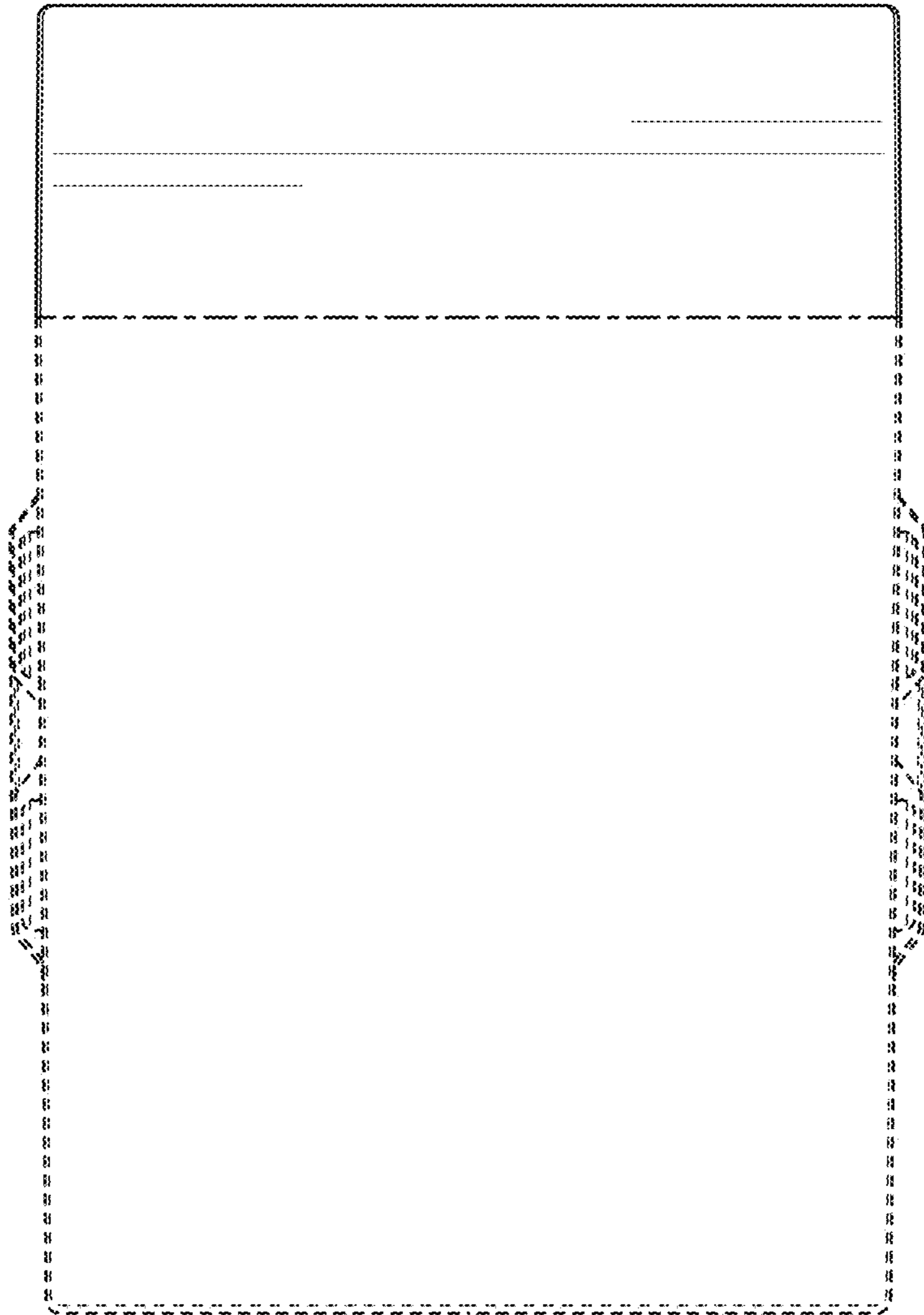


FIG. 7