



US00D930553S

(12) **United States Design Patent**
Suckling

(10) **Patent No.:** **US D930,553 S**

(45) **Date of Patent:** **** Sep. 14, 2021**

(54) **ROOF RACK FOR VEHICLE**
(71) Applicant: **Utemaster NZ Limited**, Kerepehi (NZ)
(72) Inventor: **Marshall Suckling**, Thames (NZ)
(73) Assignee: **Utemaster NZ Limited**, Kerepehi (NZ)
(**) Term: **15 Years**

D856,262 S * 8/2019 Marankie D12/412
D863,202 S * 10/2019 Yu D12/412
D865,645 S * 11/2019 Wisiak D12/412
D877,041 S * 3/2020 Moctezuma D12/412
D893,397 S * 8/2020 Ekstrom D12/406
D902,127 S * 11/2020 Ajam D12/412
D912,605 S * 3/2021 Miller D12/412
D913,197 S * 3/2021 Badillo D12/412
D915,269 S * 4/2021 Badillo D12/412
2005/0092796 A1 * 5/2005 Essig B60R 9/00
224/321

(21) Appl. No.: **29/718,107**

* cited by examiner

(22) Filed: **Dec. 20, 2019**

Primary Examiner — Katrina A Betton

(30) **Foreign Application Priority Data**

(74) *Attorney, Agent, or Firm* — Studebaker & Brackett PC

Jun. 25, 2019 (NZ) 426185

(51) **LOC (13) Cl.** **12-16**

(52) **U.S. Cl.**
USPC **D12/412**

(58) **Field of Classification Search**
USPC D12/412, 406, 413, 414, 414.1; D6/552,
D6/304-306
CPC B60R 9/04; B60R 9/048; B60R 9/045
See application file for complete search history.

(57) **CLAIM**

The ornamental design for a roof rack for vehicle, as shown and described.

DESCRIPTION


FIG. 1 is a front perspective view, showing my new design for a roof rack for vehicle,
FIG. 2 is a top view thereof,
FIG. 3 is a bottom view thereof,
FIG. 4 is a left side view thereof,
FIG. 5 is a right side view thereof,
FIG. 6 is a front view thereof; and,
FIG. 7 is a rear view thereof.

(56) **References Cited**

U.S. PATENT DOCUMENTS

D772,783 S * 11/2016 Schleef D12/412
D815,581 S * 4/2018 Anderson D12/406

1 Claim, 7 Drawing Sheets



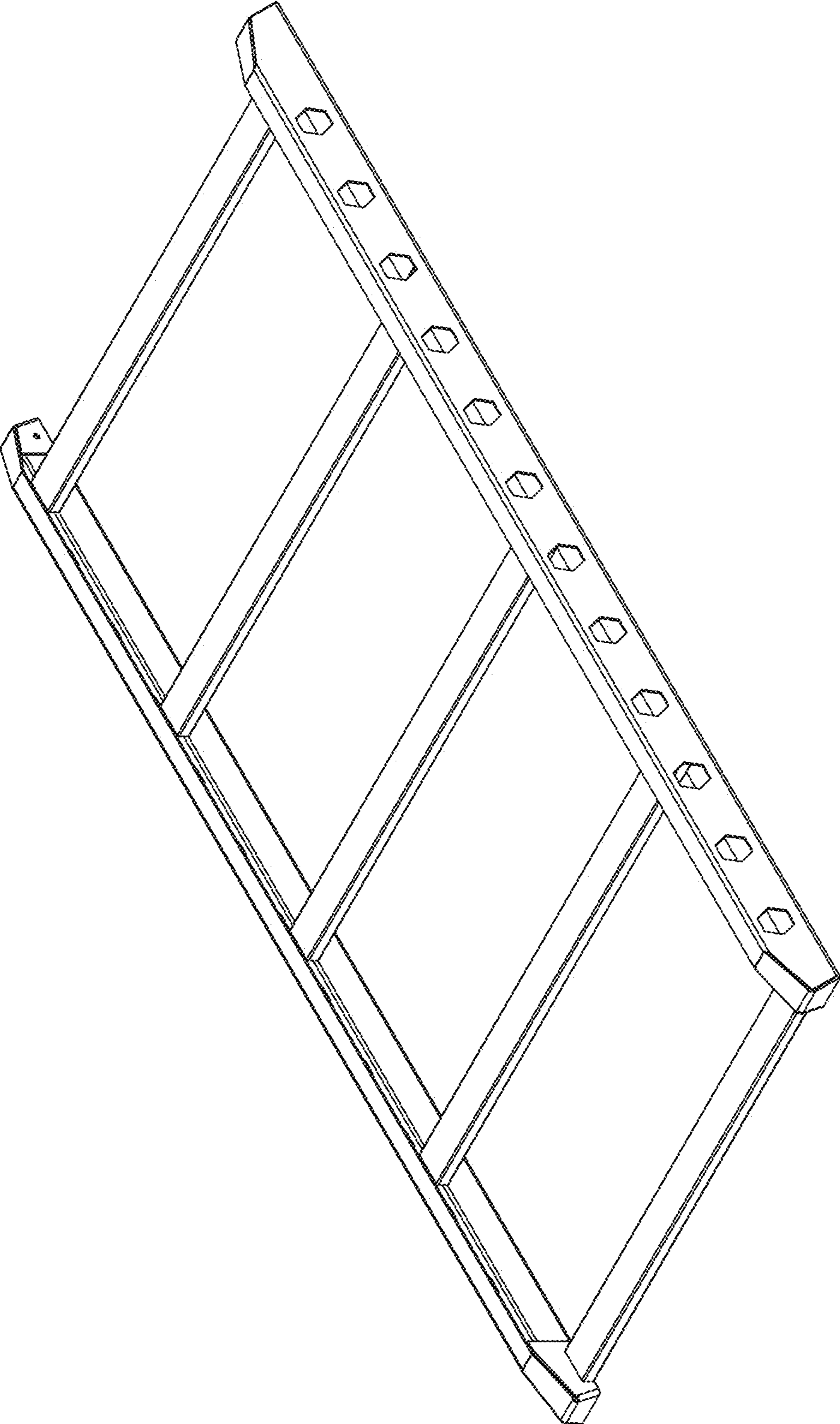


FIG. 1

FIG. 2




FIG. 3




FIG. 4

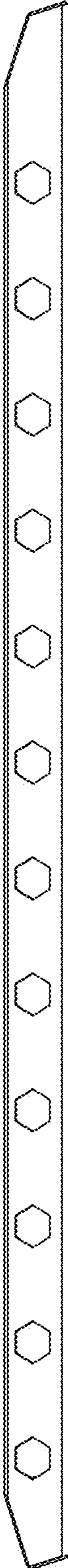


FIG. 5



FIG. 6




FIG. 7

