



US00D930552S

(12) **United States Design Patent** (10) **Patent No.:** **US D930,552 S**
Dowdey (45) **Date of Patent:** **** Sep. 14, 2021**

(54) **TRUCK BED CAP**

(56) **References Cited**

(71) Applicant: **Michigan Vehicle Solutions**, Southgate, MI (US)

U.S. PATENT DOCUMENTS

(72) Inventor: **Christopher Carl Dowdey**, Trenton, MI (US)

D483,317 S	*	12/2003	Dowdey	D12/404
D615,477 S	*	5/2010	Leone	D12/404
D623,583 S	*	9/2010	Girardi	D12/404
D662,870 S	*	7/2012	Russ	D12/404
D693,759 S	*	11/2013	Hill	D12/404
D731,952 S	*	6/2015	Larson	D12/404
D775,056 S	*	12/2016	Wheel	D12/404
D793,945 S	*	8/2017	Short	D12/404
D833,366 S	*	11/2018	Dowdey	D12/401

(73) Assignee: **Michigan Vehicle Solutions**, Southgate, MI (US)

(**) Term: **15 Years**

* cited by examiner

(21) Appl. No.: **29/745,600**

Primary Examiner — Katrina A Betton

(22) Filed: **Aug. 7, 2020**

(74) *Attorney, Agent, or Firm* — Craig A. Phillips;
Dickinson Wright PLLC

Related U.S. Application Data

(60) Continuation of application No. 29/705,016, filed on Sep. 9, 2019, which is a division of application No. 29/641,974, filed on Mar. 26, 2018, now Pat. No. Des. 859,282, which is a division of application No. 29/591,388, filed on Jan. 19, 2017, now Pat. No. Des. 813,788.

(57) **CLAIM**

The ornamental design for the truck bed cap, as shown and described.

(51) **LOC (13) Cl.** **12-16**


(52) **U.S. Cl.**
USPC **D12/401**

DESCRIPTION

(58) **Field of Classification Search**
USPC D12/401-405, 181; D7/332-337;
D6/610, 611, 601-603, 615, 617, 621
CPC ... B60J 7/19; B60J 7/0435; B60J 11/04; B60J
1/2091; B60J 7/11; E04H 15/08
See application file for complete search history.

FIG. 1 is a rear perspective view of a truck bed cap showing our new design;
FIG. 2 is a left elevational view there of;
FIG. 3 is a rear elevational view thereof;
FIG. 4 is a front elevational view thereof;
FIG. 5 is a top plan view thereof; and,
FIG. 6 is a bottom plan view thereof.
In the drawings, the broken lines depict portions of a vehicle that form no part of the claimed design.

1 Claim, 5 Drawing Sheets



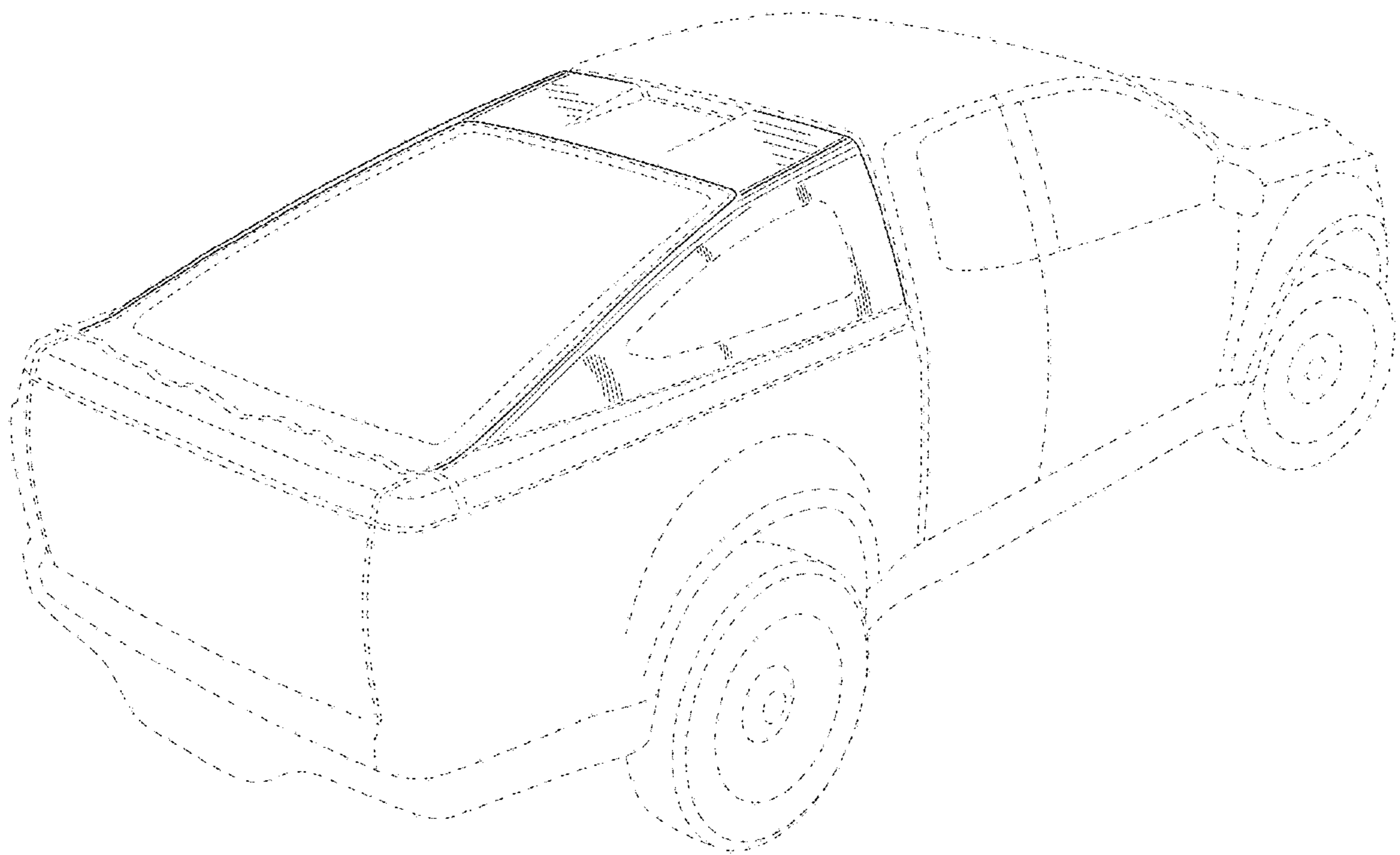


Fig. 1

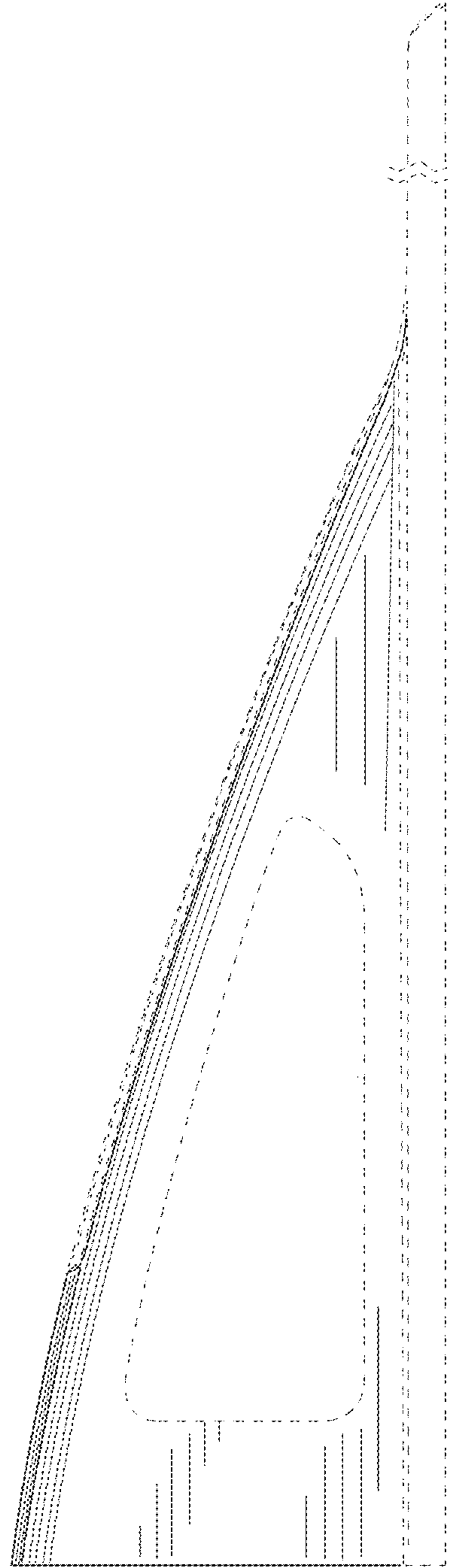


Fig. 2

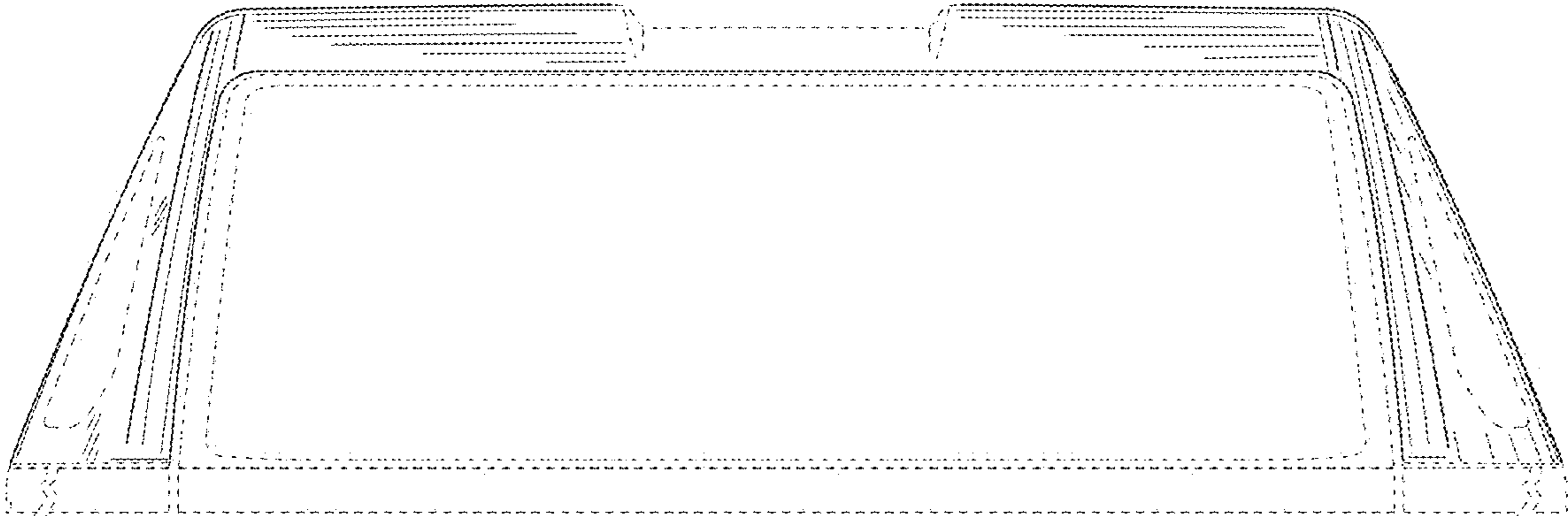


Fig. 3




Fig. 4




Fig. 5




Fig. 6