



US00D930551S

(12) **United States Design Patent**
Suckling

(10) **Patent No.:** **US D930,551 S**

(45) **Date of Patent:** **** Sep. 14, 2021**

- (54) **CANOPY FOR VEHICLE**
- (71) Applicant: **Utemaster NZ Limited**, Kerepehi (NZ)
- (72) Inventor: **Marshall Suckling**, Thames (NZ)
- (73) Assignee: **Utemaster NZ Limited**, Kerepehi (NZ)
- (**) Term: **15 Years**

(21) Appl. No.: **29/718,117**

(22) Filed: **Dec. 20, 2019**

(30) **Foreign Application Priority Data**

Jun. 25, 2019 (NZ) 426186

(51) **LOC (13) Cl.** **12-16**

(52) **U.S. Cl.**
USPC **D12/401**

(58) **Field of Classification Search**
USPC D12/106, 400, 401, 402, 403, 404, 405,
D12/406, 412, 414; D21/561
CPC B60J 7/198; B60J 7/1607; B60J 11/06;
B60P 7/00; B60P 7/02; B60P 7/04; B60P
7/06; B60P 7/141; B60P 3/32; B60P 3/38;
B60P 3/341

See application file for complete search history.

(56) **References Cited**

U.S. PATENT DOCUMENTS

- 2,925,303 A * 2/1960 Lane B60J 7/104
296/102
- D211,017 S * 5/1968 Willison D12/404
- D232,822 S * 9/1974 Knoss et al. D12/404
- 4,063,762 A * 12/1977 Williams B60P 3/341
296/167
- D324,015 S * 2/1992 Quiniones D12/404
- D325,551 S * 4/1992 Quiniones D12/404
- D326,441 S * 5/1992 Rogers D12/404
- D328,062 S * 7/1992 Burgess D12/404
- D329,837 S * 9/1992 Rogers D12/404

- D332,934 S * 2/1993 Brown D12/181
- 5,314,225 A * 5/1994 Gordon B60J 7/106
296/10
- D379,173 S * 5/1997 Quiniones D12/404
- D383,432 S * 9/1997 Starr D12/404
- D387,029 S * 12/1997 Heinemann D12/404
- D388,049 S * 12/1997 Reardon D12/403
- D403,652 S * 1/1999 Starr D12/404
- D431,225 S * 9/2000 Perlman D12/404
- D444,445 S * 7/2001 Schroeder D12/404
- D610,067 S * 2/2010 Frankham D12/404

(Continued)

Primary Examiner — Christian P. McLean

Assistant Examiner — Adam C Mager

(74) *Attorney, Agent, or Firm* — Studebaker & Brackett
PC

(57) **CLAIM**

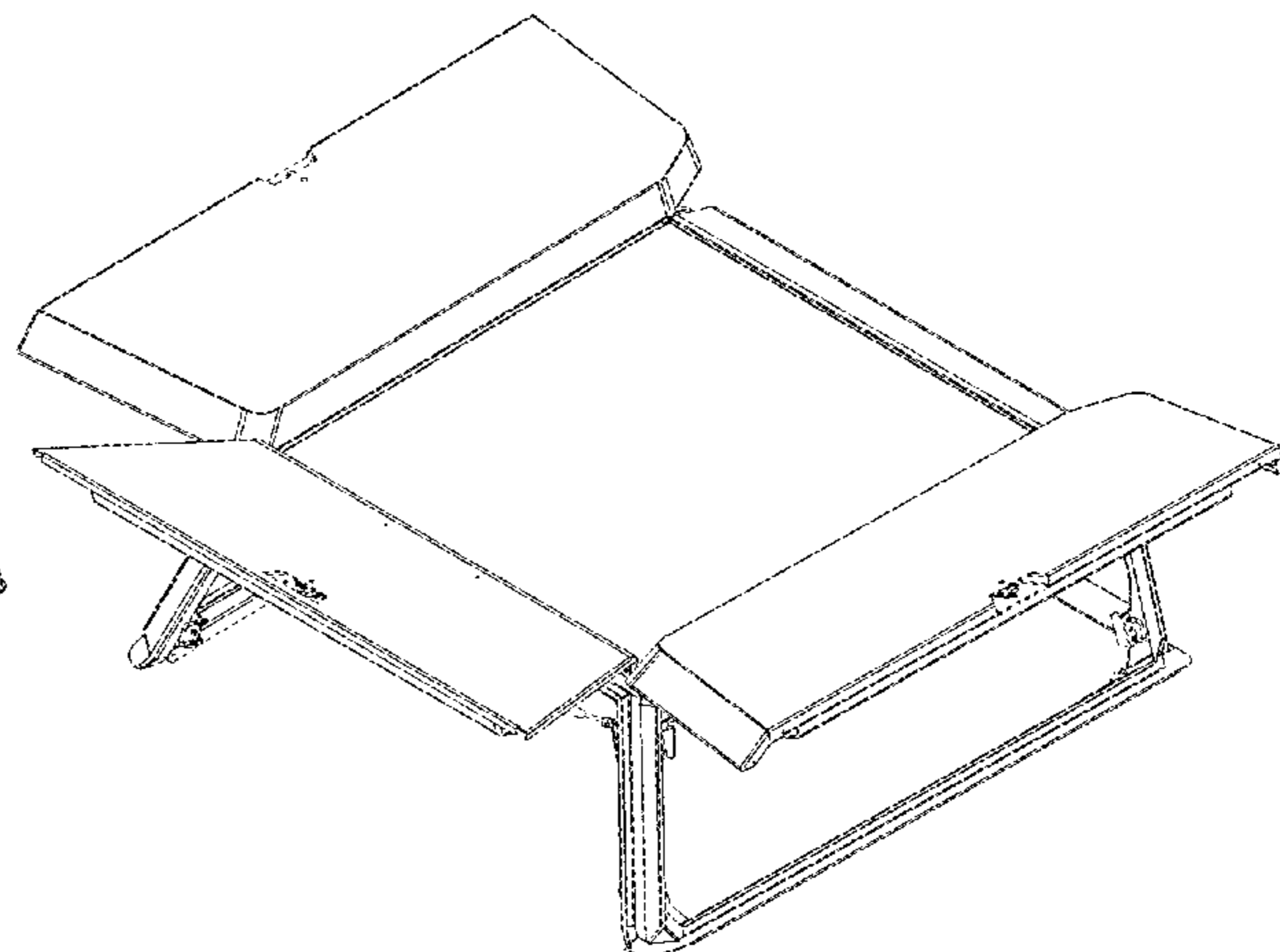
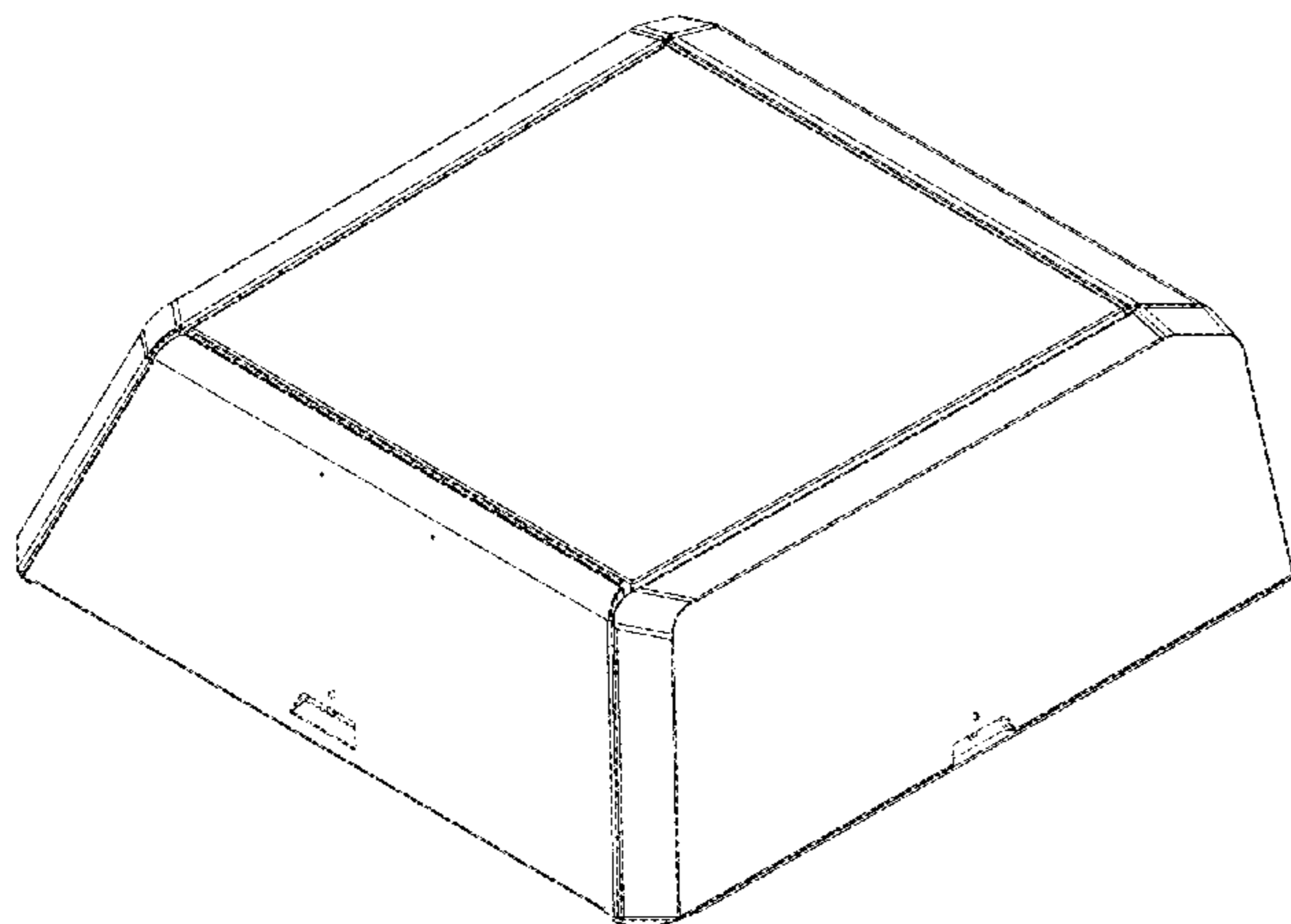
The ornamental design for a canopy for vehicle, as shown and described.

DESCRIPTION

FIG. 1 is a top perspective closed view, showing my new design for a canopy for vehicle,
 FIG. 2 is a top closed view thereof,
 FIG. 3 is a bottom closed view thereof,
 FIG. 4 is a front closed view thereof,
 FIG. 5 is a rear closed view thereof,
 FIG. 6 is a right side closed view thereof,
 FIG. 7 is a left side closed view thereof,
 FIG. 8 is a top perspective open view thereof,
 FIG. 9 is a top open view thereof,
 FIG. 10 is a bottom open view thereof,
 FIG. 11 is a front open view thereof,
 FIG. 12 is a rear open view thereof,
 FIG. 13 is a right side open view thereof; and,
 FIG. 14 is a left side open view thereof.

The broken line showing is included for the purpose of illustrating portions of the canopy for vehicle that form no part of the claimed design.

1 Claim, 14 Drawing Sheets



(56)

References Cited

U.S. PATENT DOCUMENTS

D623,583	S *	9/2010	Girardi	D12/404
D857,609	S *	8/2019	Rohr	D12/401
2003/0038505	A1 *	2/2003	Sisson	B60J 7/198
				296/164
2003/0071483	A1 *	4/2003	Sutton	B60J 1/16
				296/146.16
2008/0067830	A1 *	3/2008	Frankham	B60J 7/106
				296/100.02
2010/0327618	A1 *	12/2010	Soldatelli	B60J 7/1621
				296/100.1
2020/0130485	A1 *	4/2020	Ireland	E05B 79/10
2020/0398644	A1 *	12/2020	Voss	B60H 1/262
2021/0114445	A1 *	4/2021	Deckard	B60J 7/141

* cited by examiner

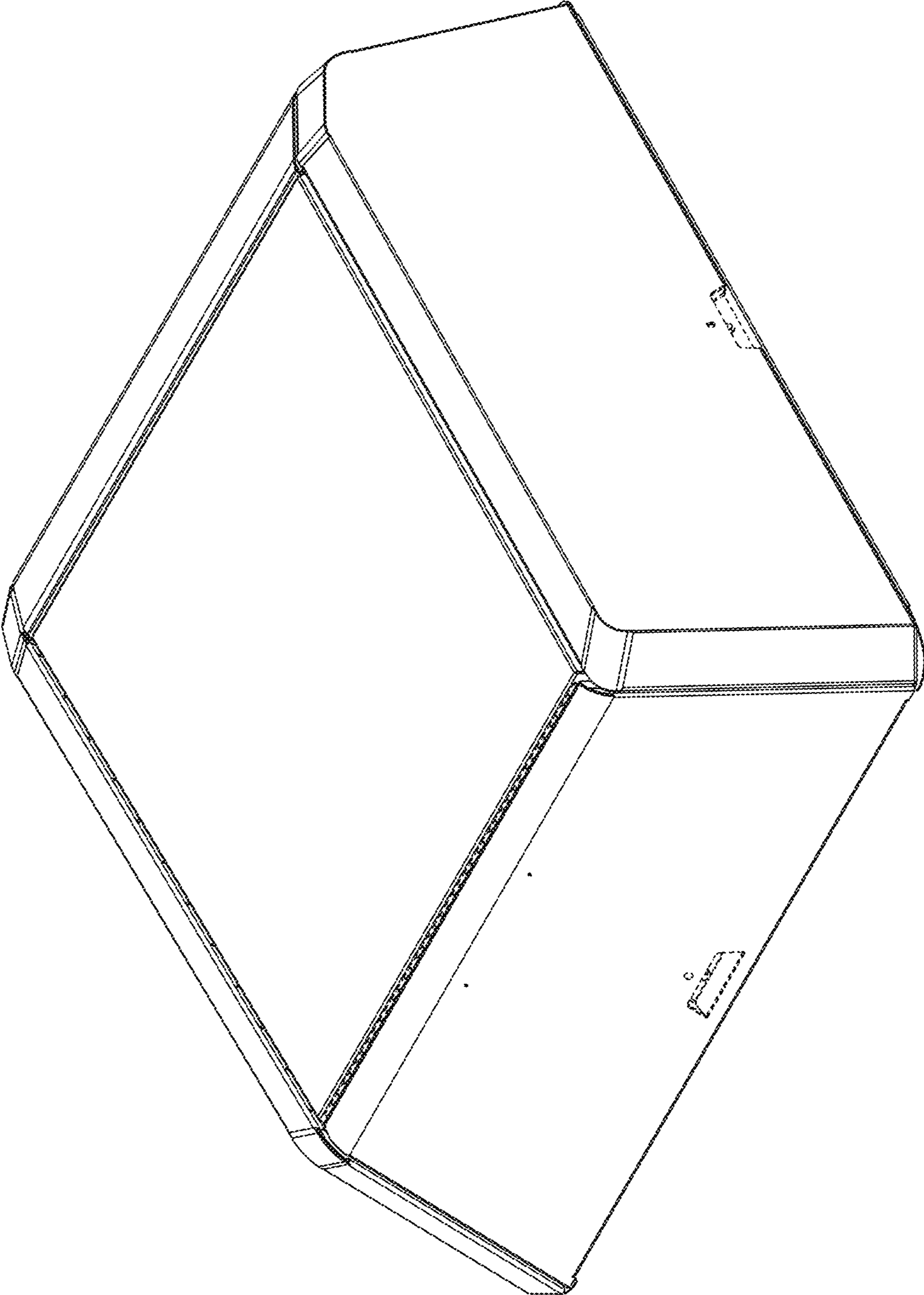


FIG. 1




FIG. 2

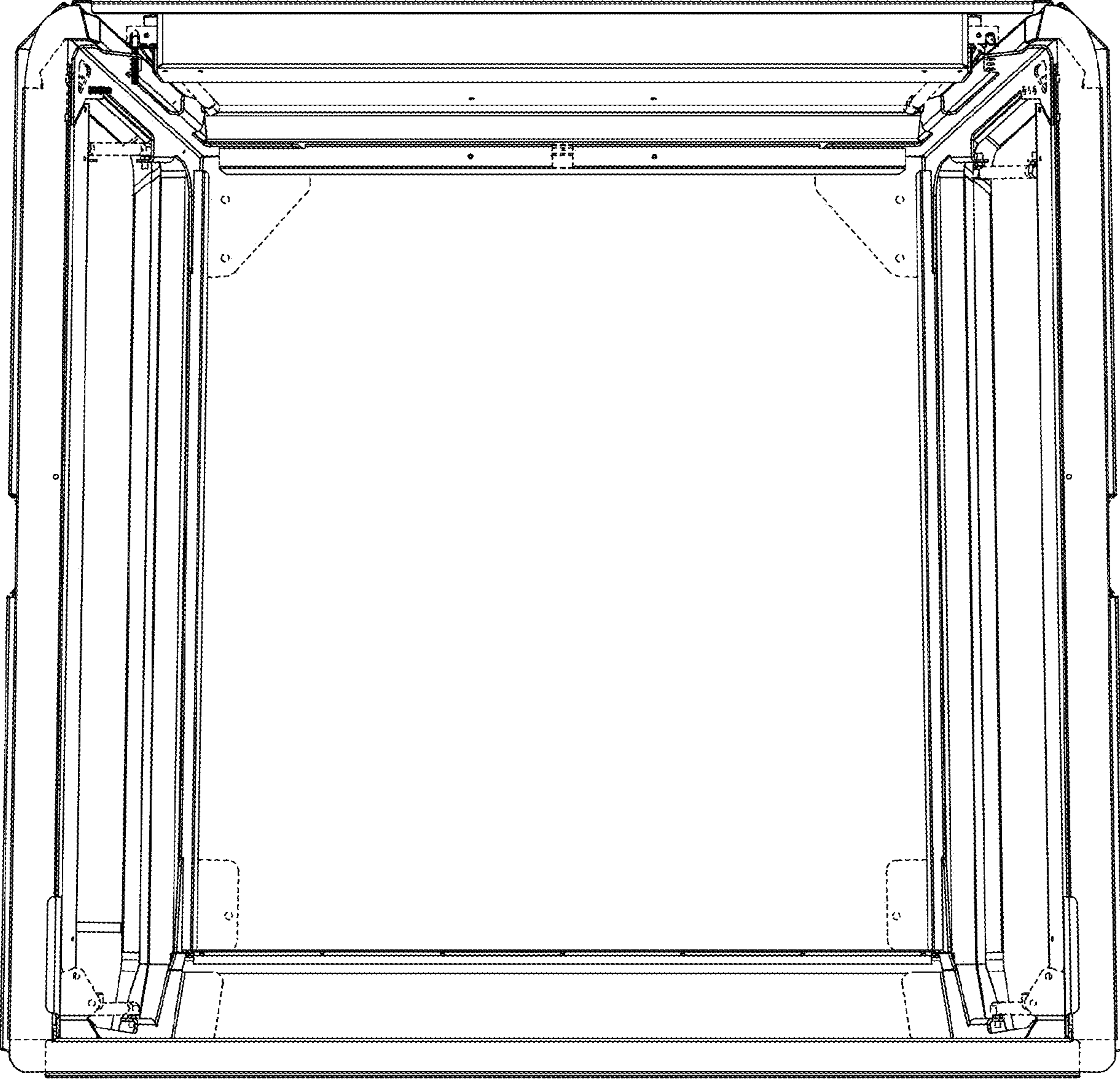


FIG. 3




FIG. 4

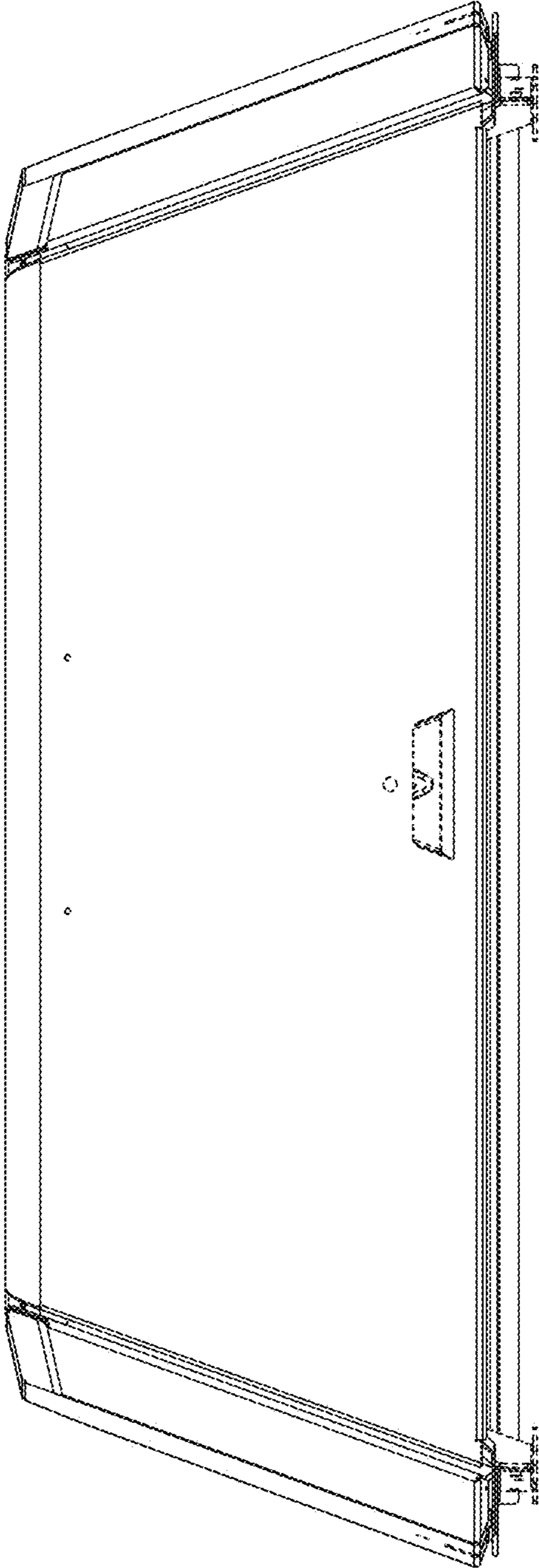


FIG. 5

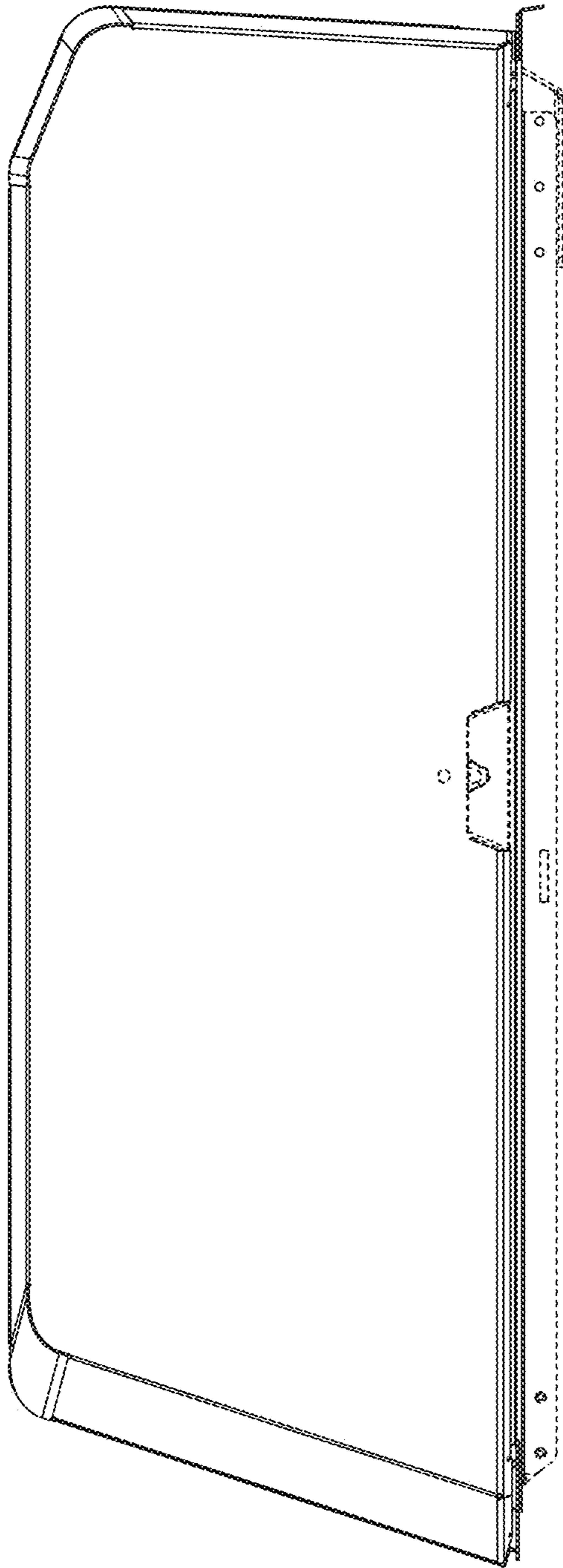


FIG. 6

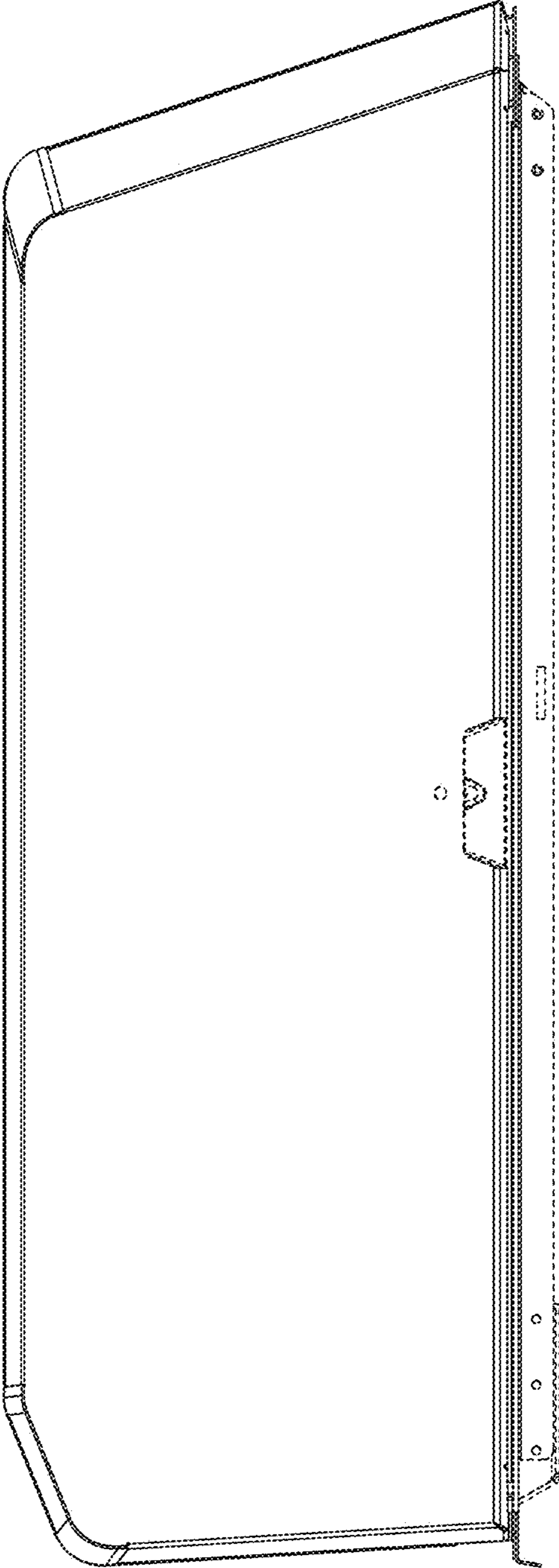


FIG. 7

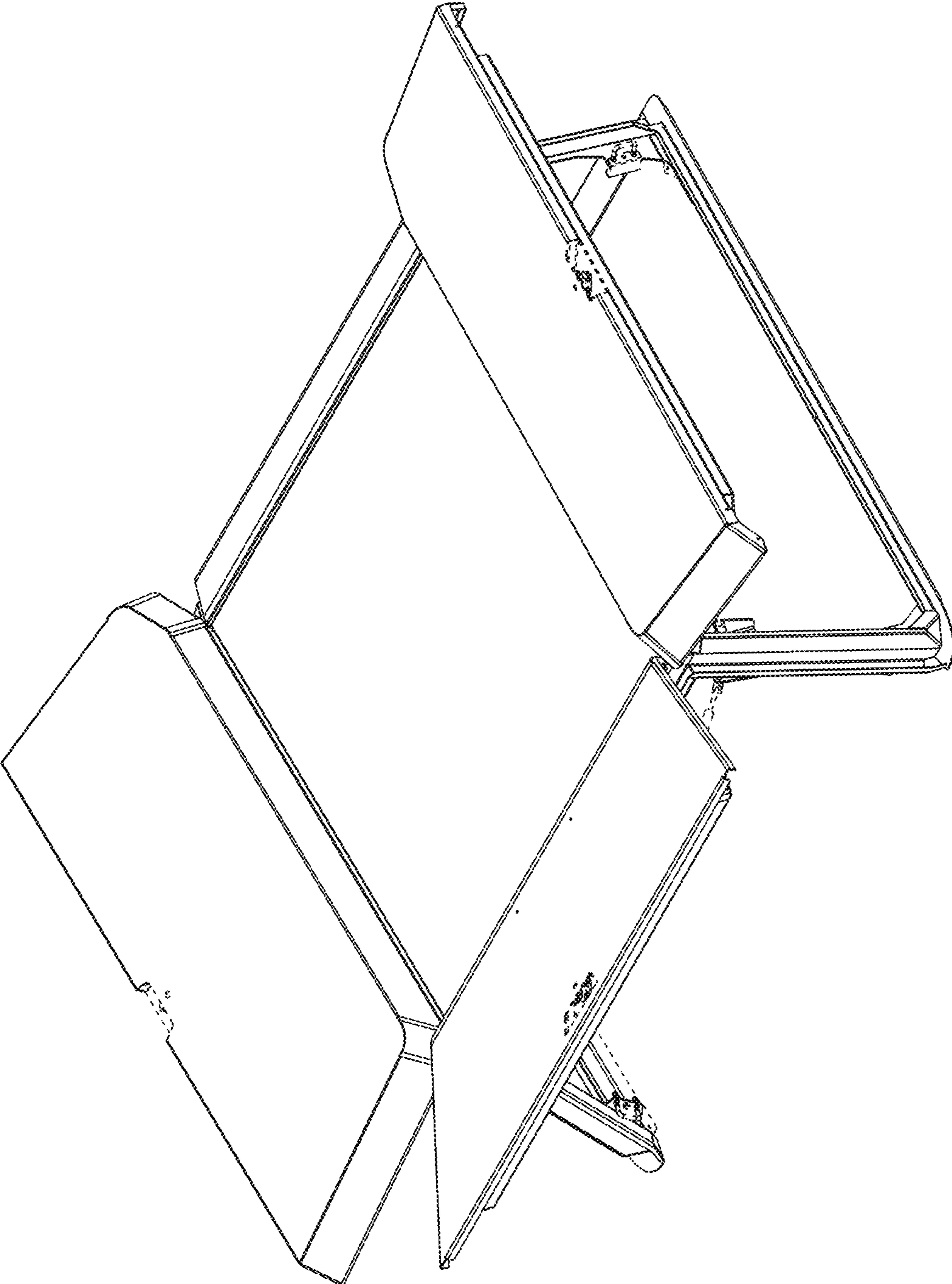


FIG. 8




FIG. 9

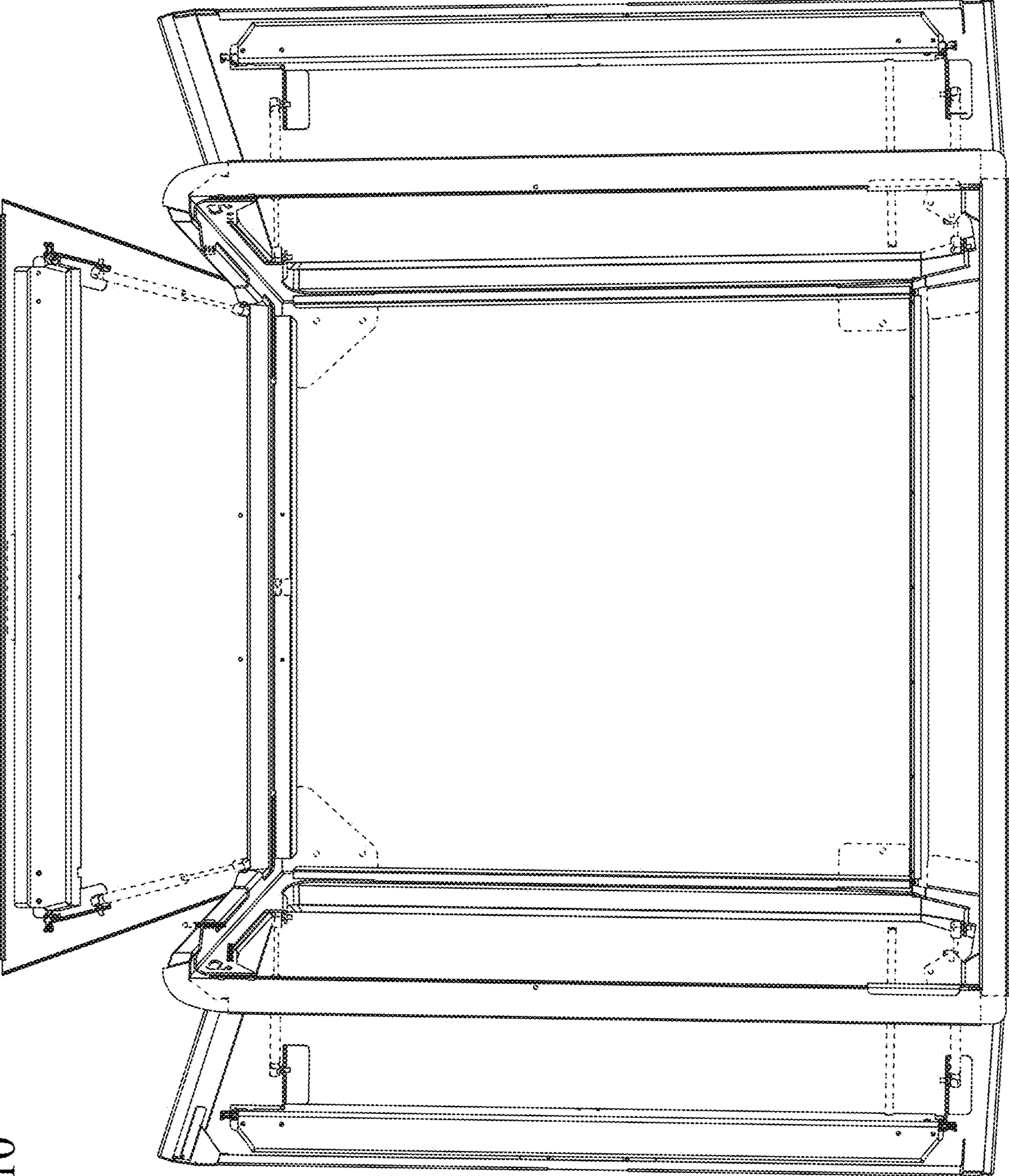


FIG. 10




FIG. 11




FIG. 12

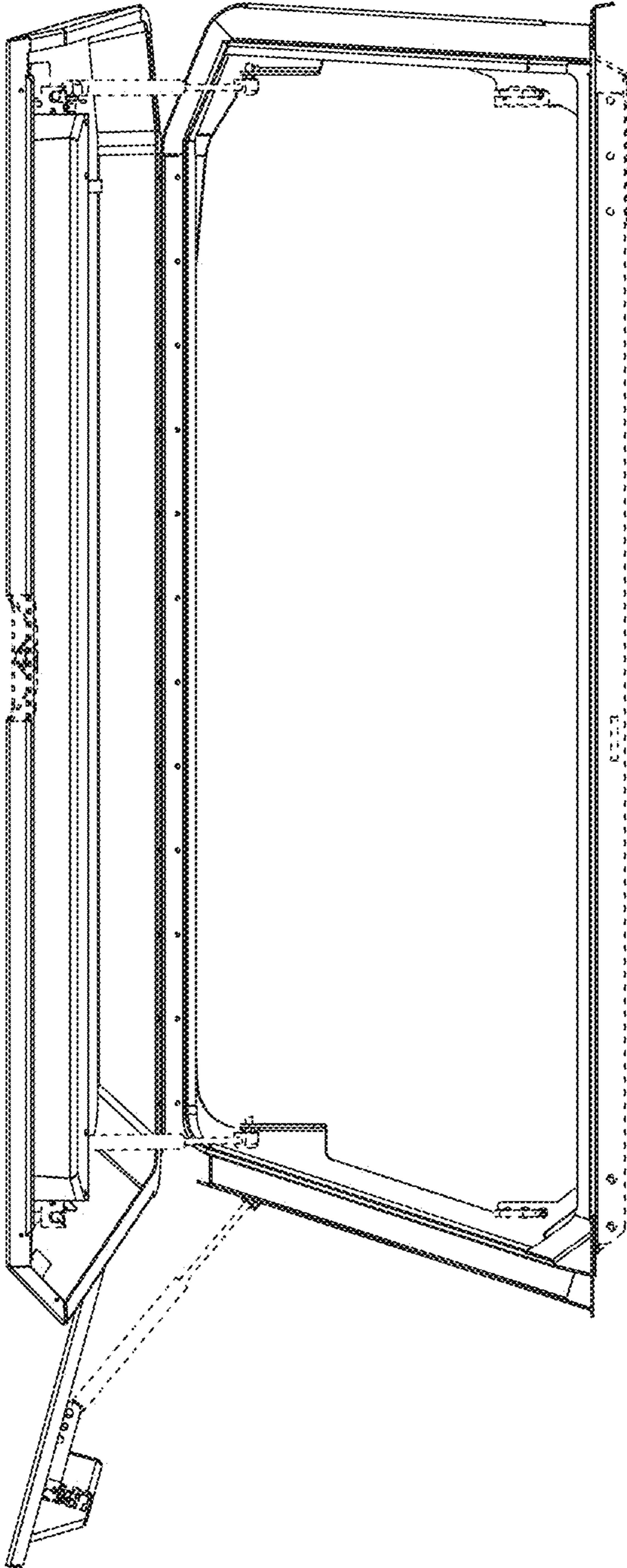


FIG. 13

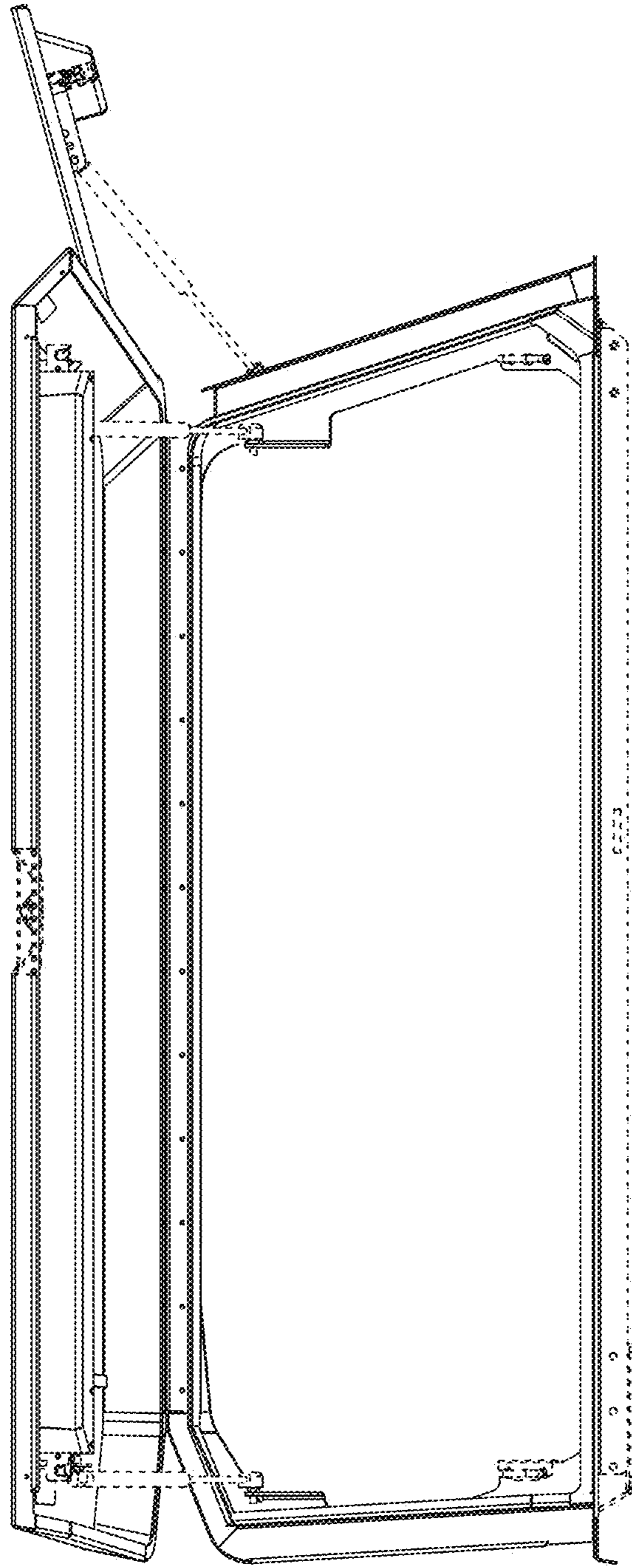


FIG. 14