



US00D930526S

(12) **United States Design Patent** (10) **Patent No.:** **US D930,526 S**
Bernardi (45) **Date of Patent:** **** Sep. 14, 2021**

(54) **FRONT BUMPER FOR A VEHICLE**
(71) Applicant: **Jaguar Land Rover Limited**, Coventry (GB)
(72) Inventor: **Florentin Bernardi**, Coventry (GB)
(73) Assignee: **JAGUAR LAND ROVER LIMITED**, Whitley Coventry (GB)

(**) Term: **15 Years**
(21) Appl. No.: **29/720,848**
(22) Filed: **Jan. 16, 2020**

(30) **Foreign Application Priority Data**
Jul. 17, 2019 (EM) 006631859
(51) **LOC (13) Cl.** **12-16**
(52) **U.S. Cl.**
USPC **D12/169**
(58) **Field of Classification Search**
USPC D12/163, 196, 86, 90-92, 169, 190, 98, D12/164; 293/102, 113, 115, 117, 120, 293/193.11; 296/180.1, 180.2; 180/68.1, 180/68.6
CPC B60R 19/02; B60R 19/04; B62D 25/08
See application file for complete search history.

(56) **References Cited**
U.S. PATENT DOCUMENTS
D604,678 S * 11/2009 Walter D12/169
D637,945 S * 5/2011 Nakagawa D12/169
D718,676 S * 12/2014 Ishizuka D12/169
D718,677 S * 12/2014 Whang D12/169
D725,007 S * 3/2015 Beaven D12/164
D760,130 S * 6/2016 Arroba D12/169
D773,348 S * 12/2016 Munakata D12/169
D773,349 S * 12/2016 Munakata D12/169
D773,965 S * 12/2016 Morikawa D12/169
D775,010 S * 12/2016 Kim D12/169

D801,241 S * 10/2017 Park D12/169
D809,440 S * 2/2018 Kang D12/169
D814,369 S * 4/2018 Loeb D12/169
D816,566 S * 5/2018 Loeb D12/169
D817,826 S * 5/2018 Seo D12/169
D822,558 S * 7/2018 Kim D12/169

(Continued)

Primary Examiner — Melody N Brown
(74) *Attorney, Agent, or Firm* — Reising Ethington P.C.


(57) **CLAIM**

The ornamental design for a front bumper for a vehicle, as shown and described.

DESCRIPTION

FIG. 1 is a front left elevated perspective view of a front bumper for a vehicle according to the present invention. FIG. 2 is a front left perspective view of the front bumper shown in FIG. 1. FIG. 3 is a rear right elevated perspective view thereof. FIG. 4 is a rear right perspective view thereof. FIG. 5 is a front view thereof. FIG. 6 is a rear view thereof. FIG. 7 is a left side view thereof. FIG. 8 is a right side view thereof. FIG. 9 is a top view thereof. FIG. 10 is a bottom view thereof; and, FIG. 11 is another front view of the front bumper shown in FIGS. 1-10, but with the front bumper mounted on a vehicle, and the rest of the vehicle shown in de-emphasized and half-tone portions so as to illustrate environmental structure. These portions form no part of the claimed design. More particularly, in FIG. 11, the inventive front bumper is shown within the broken line, and the elements shown outside the broken line form no part of the claimed design, but are instead included to show environmental aspects thereof, and form an unclaimed boundary of the design. The smaller inner broken lines also form no part of the claimed invention.

1 Claim, 11 Drawing Sheets



(56)

References Cited

U.S. PATENT DOCUMENTS

D823,748 S *	7/2018	Sunhwan	D12/169
D829,619 S *	10/2018	Kim	D12/169
D840,295 S *	2/2019	Peat	D12/169
D840,297 S *	2/2019	Tovey	D12/169
D840,298 S *	2/2019	Smith	D12/169
D847,048 S *	4/2019	Patel	D12/169
D855,511 S *	8/2019	Smith	D12/169
D874,363 S *	2/2020	Patel	D12/169
D879,680 S *	3/2020	Donfrancesco	D12/169
D889,330 S *	7/2020	Patel	D12/169
D892,006 S *	8/2020	Buck	D12/169

* cited by examiner




FIG. 1

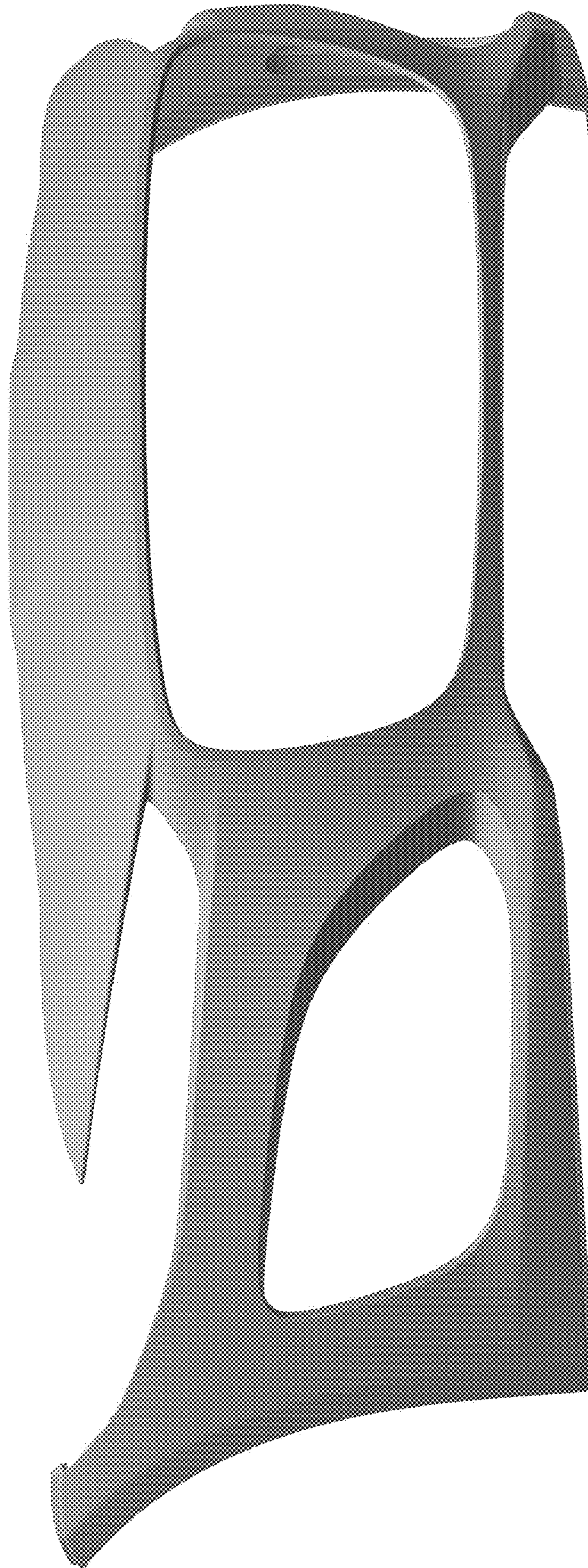


FIG. 2



FIG. 3




FIG. 4




FIG. 5




FIG. 6



FIG. 7




FIG. 8




FIG. 9




FIG. 10

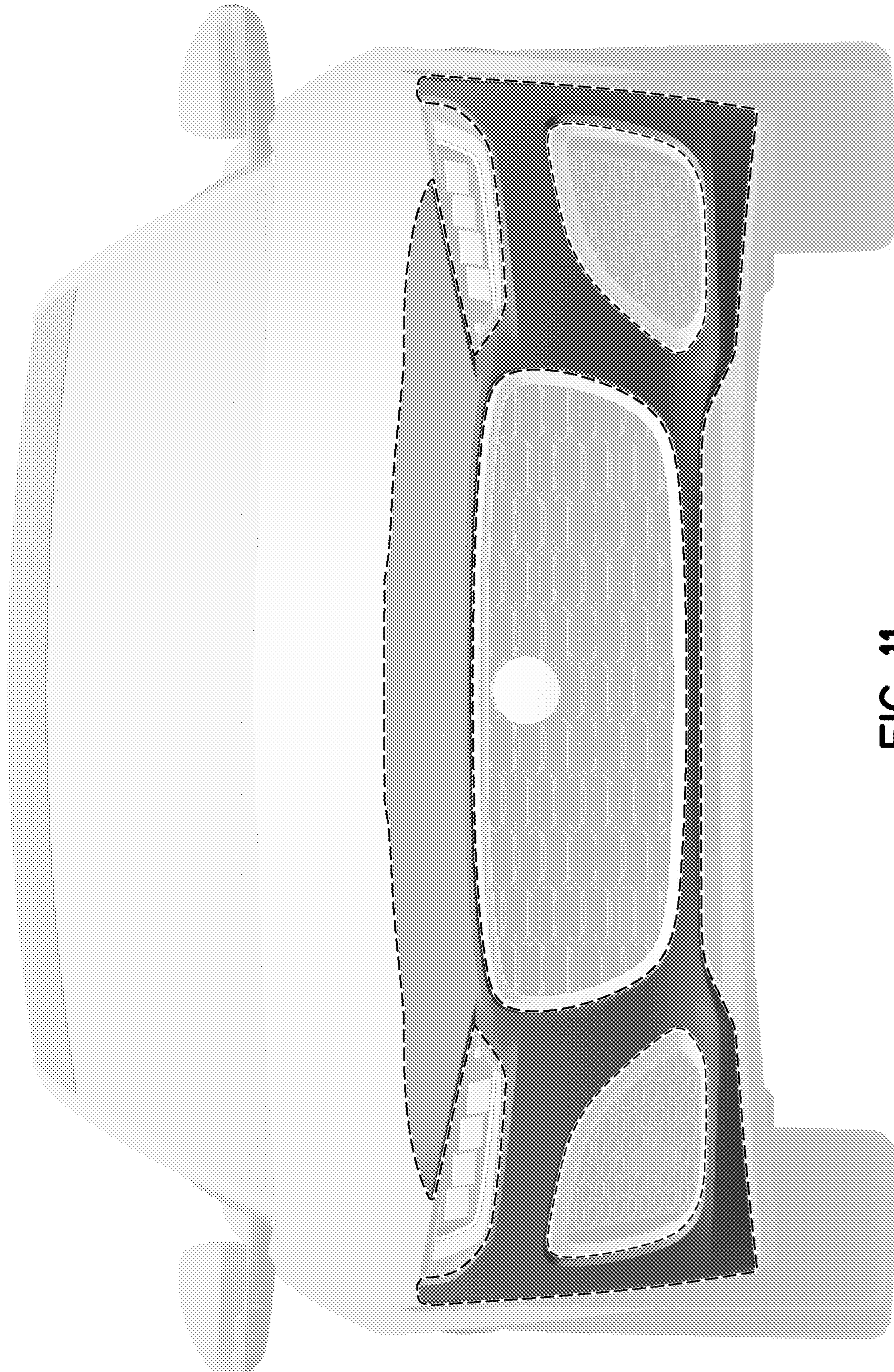


FIG. 11