



US00D930496S

(12) **United States Design Patent** (10) **Patent No.:** **US D930,496 S**  
**Morin** (45) **Date of Patent:** **\*\* Sep. 14, 2021**

(54) **ARTICLE OF JEWELRY** 442,917 A \* 12/1890 Reynolds ..... A44C 11/00  
D11/16

(71) Applicant: **CARTIER INTERNATIONAL AG,** D32,439 S \* 4/1900 Gay ..... D11/12  
Steinhausen (CH) D78,900 S \* 7/1929 Saccoccia ..... D11/17  
1,841,375 A \* 1/1932 Meyer ..... A44C 5/0092  
63/3

(72) Inventor: **Flora Morin,** Conflans Sainte Honorine D109,704 S \* 5/1938 Dinhofer ..... D11/34  
(FR) D120,368 S \* 5/1940 Welling ..... D10/32  
D162,110 S \* 2/1951 Armbrust ..... D11/15

(73) Assignee: **CARTIER INTERNATIONAL AG,** D181,920 S \* 1/1958 Armbrust ..... D11/12  
Steinhausen (CH) D329,399 S \* 9/1992 Bulgari ..... D11/4  
6,220,010 B1 \* 4/2001 Gomez ..... A44C 17/04  
59/80

(\*\*) Term: **15 Years** D452,456 S \* 12/2001 Cabarbaye ..... D11/3  
D505,633 S \* 5/2005 Hardy ..... D11/26  
D652,336 S \* 1/2012 Molik ..... D11/3  
D691,505 S \* 10/2013 Fillon ..... D11/3  
D719,049 S \* 12/2014 Wempe ..... D11/34  
D720,645 S \* 1/2015 Wempe ..... D11/34  
D729,683 S \* 5/2015 Wempe ..... D11/26  
D729,684 S \* 5/2015 Wempe ..... D11/34

**Related U.S. Application Data**

(62) Division of application No. 29/684,856, filed on Mar. 25, 2019, now Pat. No. Des. 909,232.

**Foreign Application Priority Data**

Sep. 28, 2018 (WO) ..... WIPO75912

(51) **LOC (13) Cl.** ..... **11-01**

(52) **U.S. Cl.**  
USPC ..... **D11/6; D11/16**

(58) **Field of Classification Search**  
USPC ..... D11/1-20, 26, 34, 86, 91, 92, 93  
CPC ..... A44C 5/02; A44C 5/102; A44C 5/105;  
A44C 5/107; A44C 17/02; A44C 13/00;  
A44C 9/00  
See application file for complete search history.

**References Cited**

**U.S. PATENT DOCUMENTS**

430,295 A \* 6/1890 Mathewson ..... A44C 11/002  
D11/11  
431,804 A \* 7/1890 Edge ..... A44C 11/00  
D11/17

(Continued)

*Primary Examiner* — Llorellys Martinez

(74) *Attorney, Agent, or Firm* — Oliff PLC

(57) **CLAIM**

The ornamental design for an article of jewelry, as shown and described.

**DESCRIPTION**

FIG. 1 is a front elevational view of an article of jewelry, showing the new design;  
FIG. 2 is a rear elevational view thereof;  
FIG. 3 is a top plan view thereof;  
FIG. 4 is a bottom plan view thereof;  
FIG. 5 is a left side elevation view thereof;  
FIG. 6 is a right side elevation view thereof; and,  
FIG. 7 is a front perspective view thereof.  
The broken lines in the drawings illustrate portions of the article of jewelry that form no part of the claimed design.

**1 Claim, 5 Drawing Sheets**



(56)

**References Cited**

U.S. PATENT DOCUMENTS

D909,232 S *	2/2021	Morin .....	D11/16
D912,564 S *	3/2021	Morin .....	D11/6
D913,143 S *	3/2021	Yamada .....	D11/26
2007/0180858 A1 *	8/2007	Wiseman .....	A44C 5/02 63/4

\* cited by examiner

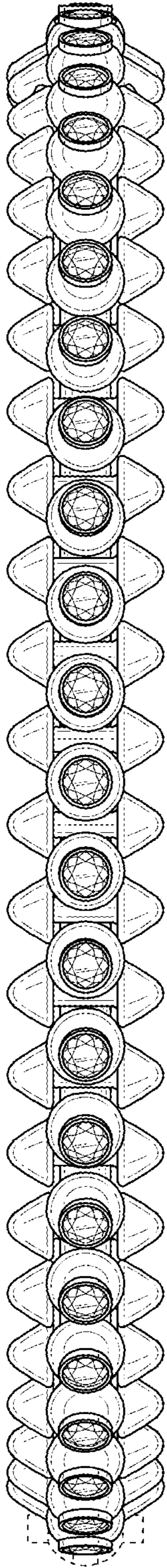


FIG. 1

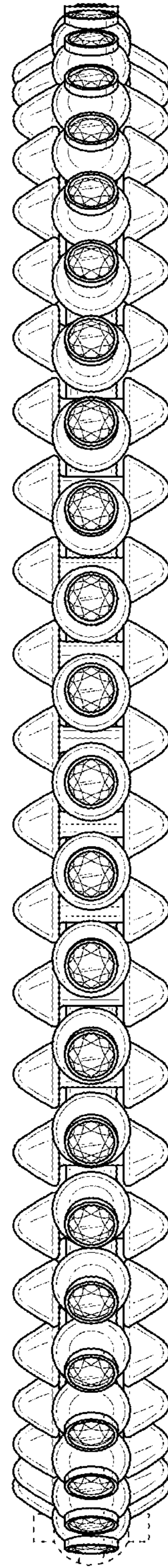


FIG. 2




FIG. 3




FIG. 4

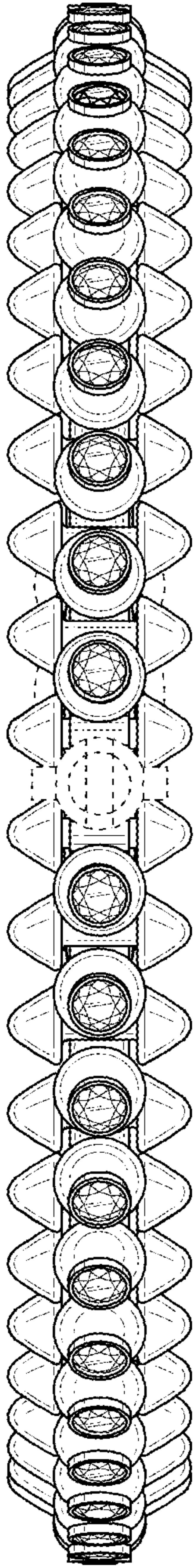


FIG. 5

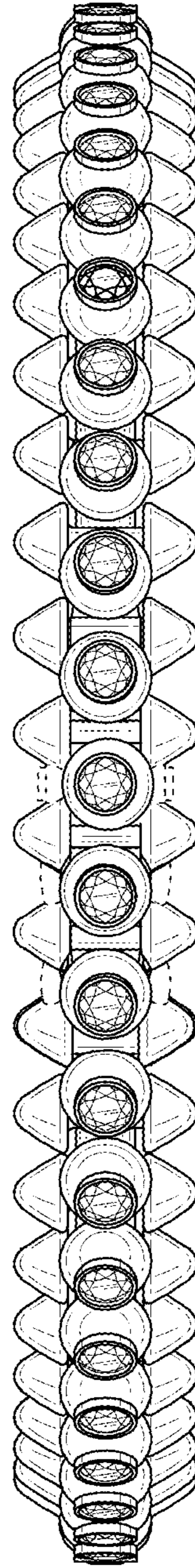


FIG. 6



FIG. 7