



US00D930479S

(12) **United States Design Patent**
Harris et al.

(10) **Patent No.:** **US D930,479 S**

(45) **Date of Patent:** **** *Sep. 14, 2021**

(54) **CONTAINER**

(71) Applicant: **Owens-Brockway Glass Container Inc.**, Perrysburg, OH (US)

(72) Inventors: **Paul M. Harris**, Toledo, OH (US); **Nils Tiemann**, Essen (DE)

(73) Assignee: **Owens-Brockway Glass Container Inc.**, Perrysburg, OH (US)

(*) Notice: This patent is subject to a terminal disclaimer.

(**) Term: **15 Years**

(21) Appl. No.: **29/727,133**

(22) Filed: **Mar. 9, 2020**

(51) **LOC (13) Cl.** **09-01**

(52) **U.S. Cl.**
USPC **D9/500**

(58) **Field of Classification Search**
USPC D9/500-505, 519, 521, 529, 537,
D9/544-546, 549, 550, 556, 573-575,
D9/682, 688, 690, 767, 772, 777, 783,
D9/516; D28/7, 85; D7/509-511, 523
CPC B21D 51/26; B21D 51/2615; B21D 22/28;
B65D 1/0246; B65D 41/04; F25D 3/08
See application file for complete search history.

(56) **References Cited**

U.S. PATENT DOCUMENTS

D116,861 S	9/1939	Mas	
D211,510 S	6/1968	Kleffer	
D217,585 S	5/1970	Lambelet	
D447,057 S	8/2001	Bezek et al.	
D447,418 S	9/2001	Bezek et al.	
D471,815 S *	3/2003	Gnann	D9/500
D592,518 S	5/2009	Faulon	
D620,361 S	7/2010	Scott	
D620,799 S *	8/2010	Wingfiled	D9/503

D633,793 S *	3/2011	Reagan	D9/500
D699,574 S	2/2014	Cox et al.	
D700,517 S	3/2014	Oommen et al.	
D703,048 S	4/2014	Lopez et al.	
D703,049 S	4/2014	Riley et al.	
D703,538 S	4/2014	Paredes et al.	
D717,608 S *	11/2014	Lin	D9/500
D726,539 S	4/2015	Paredes et al.	
D740,609 S *	10/2015	Ayres	D9/500
D752,440 S *	3/2016	Fleischhacker	D9/500
D762,480 S *	8/2016	Yourist	D9/574
D792,769 S	7/2017	Bischoff et al.	
D798,719 S *	10/2017	Carpenter	D9/503
D807,179 S *	1/2018	Herbst	D9/500
D808,226 S *	1/2018	Bradley	D9/503

(Continued)

FOREIGN PATENT DOCUMENTS

EM	005631314-0005	*	9/2018
EM	007654801-0004	*	12/2020

Primary Examiner — Brett Miller
Assistant Examiner — Rani J Abdallah

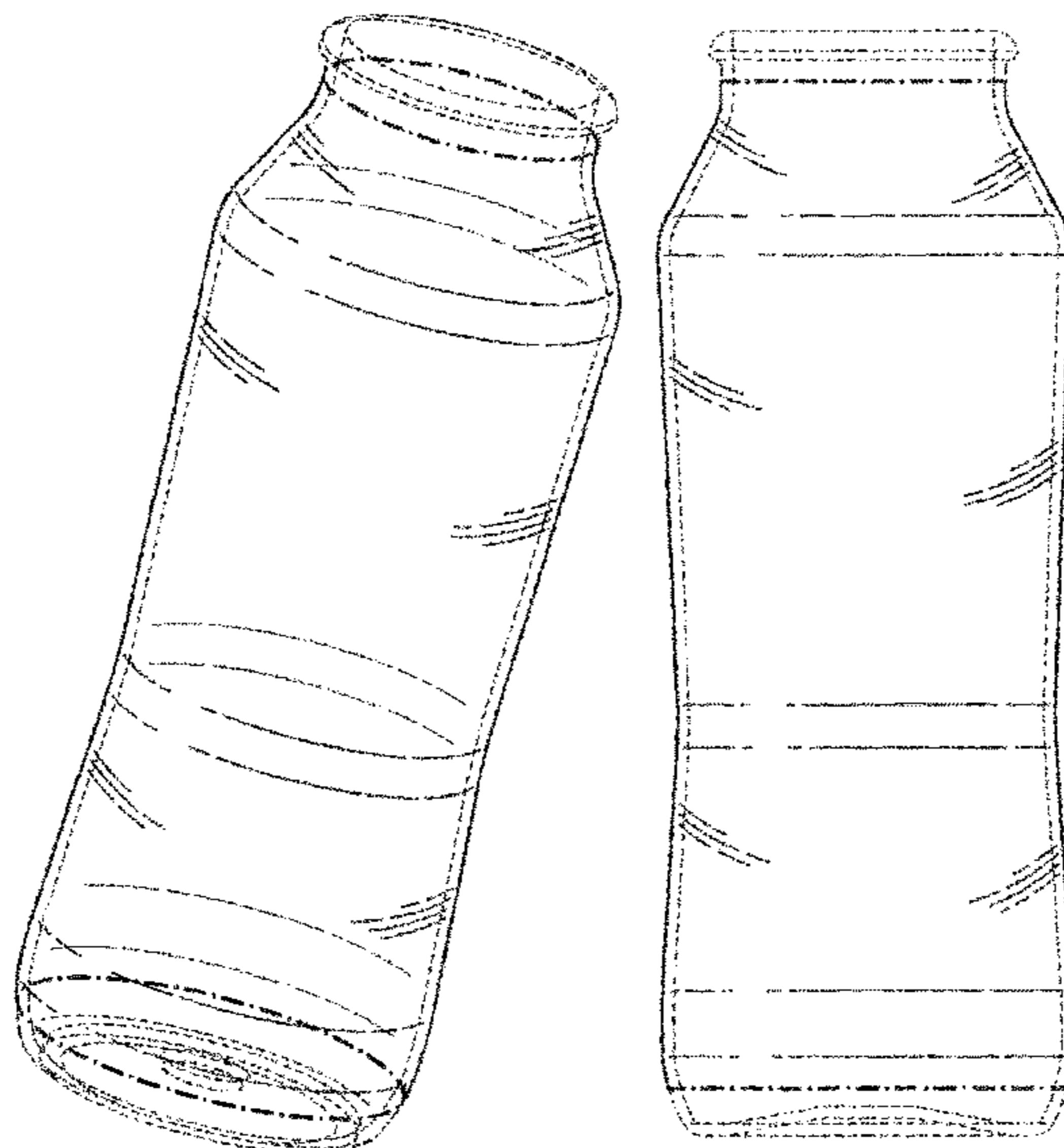
(57) **CLAIM**

We claim an ornamental design for a container, as shown and described.

DESCRIPTION

FIG. 1 is an upper perspective view of a container in accordance with our new claimed design.
FIG. 2 is a front view of the container in FIG. 1, the rear and side views being identical to the front view.
FIG. 3 is a top view of the container in FIG. 1; and,
FIG. 4 is a bottom view of the container in FIG. 1.
Dash-dash broken lines shown in the drawings illustrate portions of the container that form no part of the claimed design.
Dash-dot broken lines shown in the drawings represent boundaries of the claimed design and form no part of the claimed design.

1 Claim, 1 Drawing Sheet



(56)

References Cited

U.S. PATENT DOCUMENTS

D808,268 S	1/2018	Bischoff et al.	
D808,808 S *	1/2018	Fux	D9/500
D813,674 S *	3/2018	Peacock	D9/500
D816,409 S *	5/2018	Sawyer	D7/510
D818,825 S	5/2018	Paredes et al.	
D822,489 S	7/2018	Bischoff et al.	
D841,475 S	2/2019	Landis et al.	
D865,522 S	11/2019	Sordo et al.	
D874,281 S *	2/2020	Paredes	D9/500
D888,558 S *	6/2020	Harris	D9/500
D888,560 S *	6/2020	Harris	D9/500
D888,563 S *	6/2020	Smith	D9/500
D891,184 S *	7/2020	Ayres	D9/500

* cited by examiner

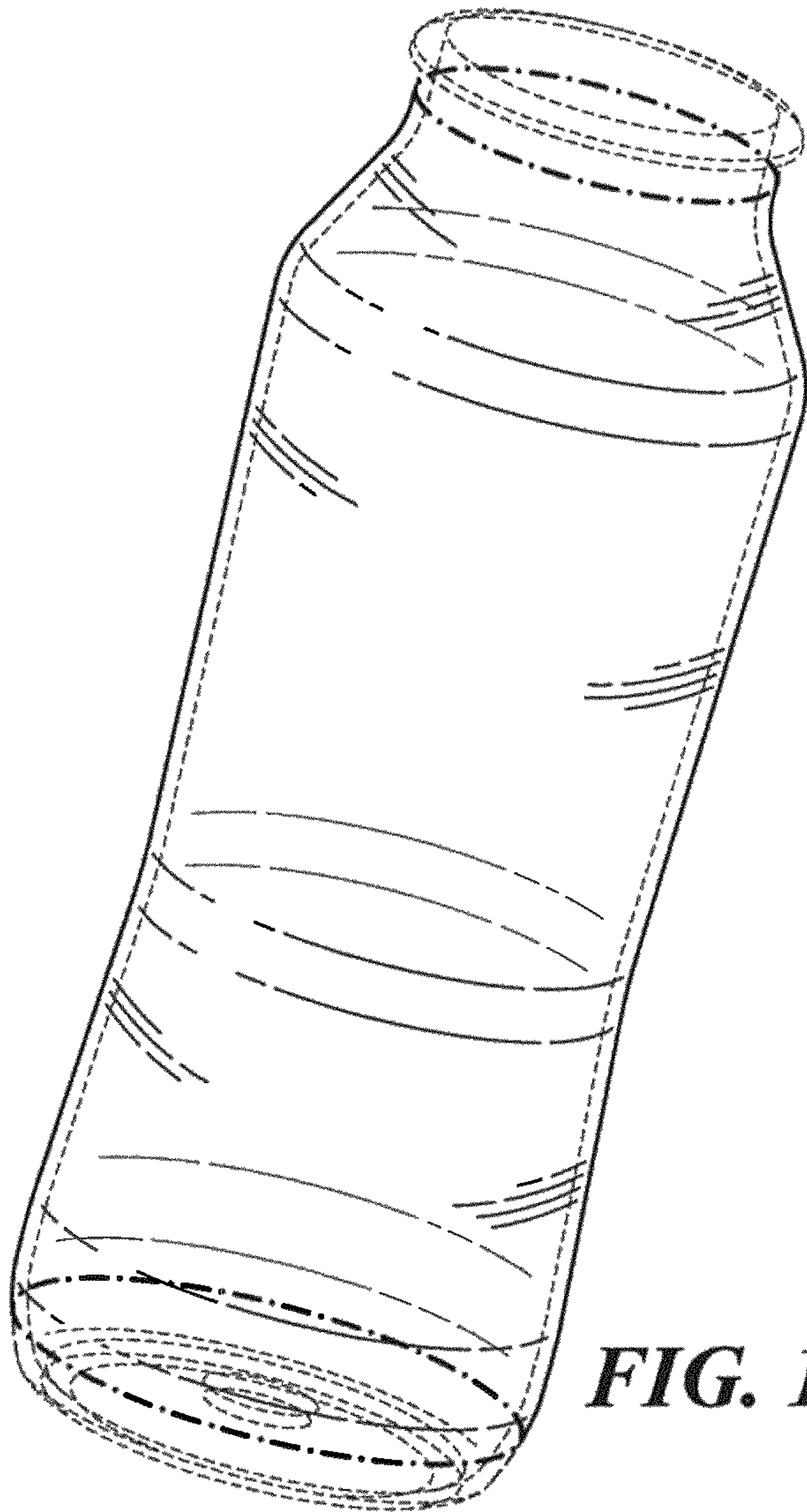


FIG. 1

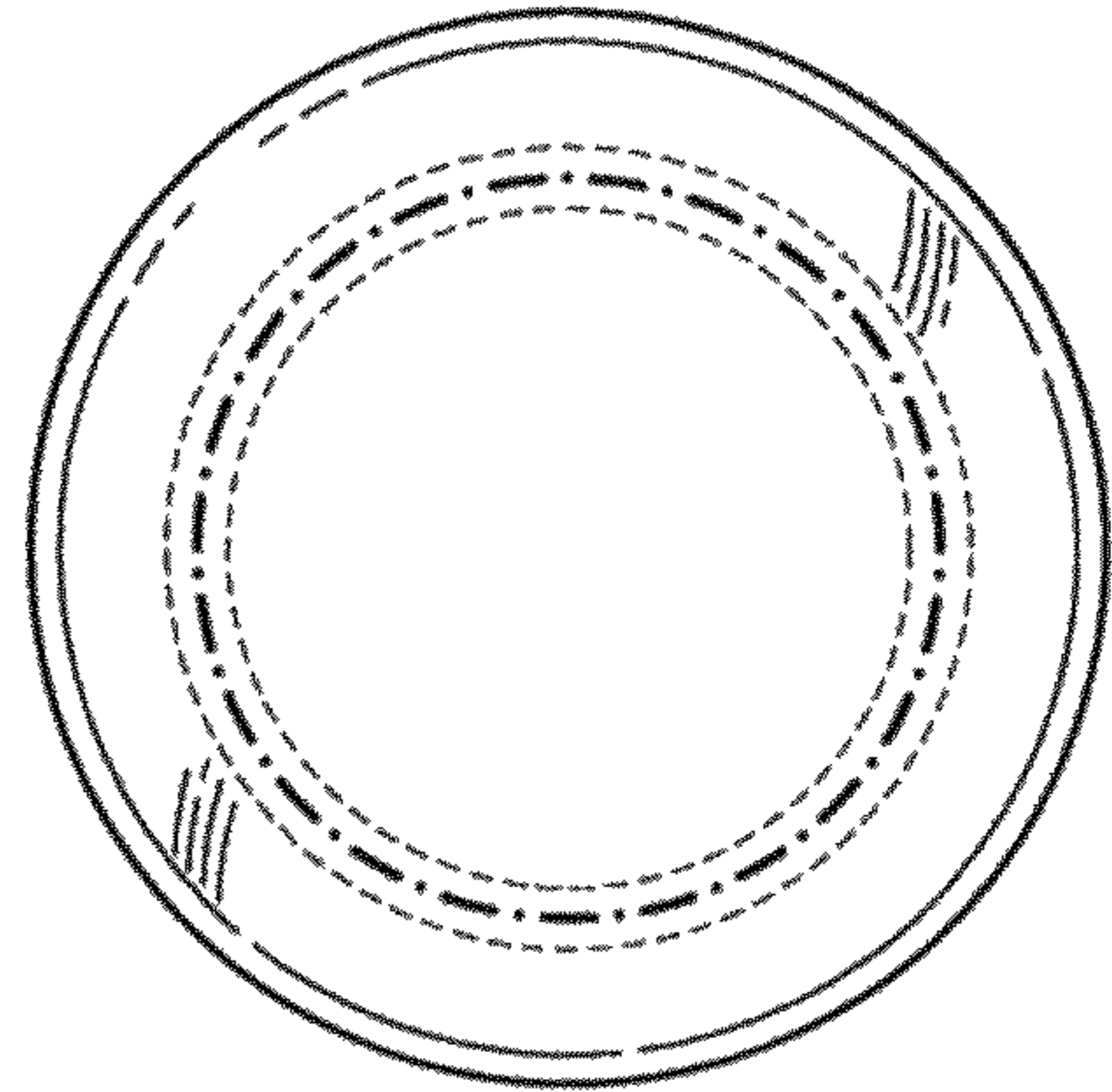


FIG. 3

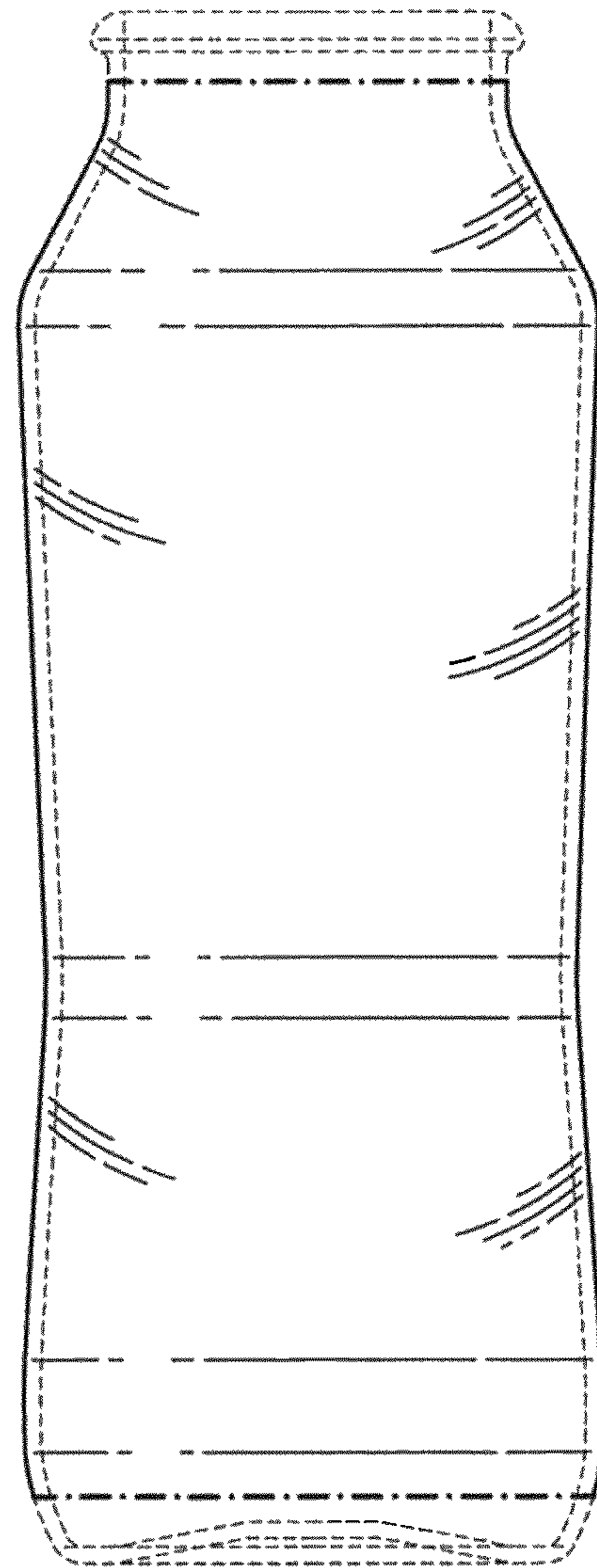


FIG. 2

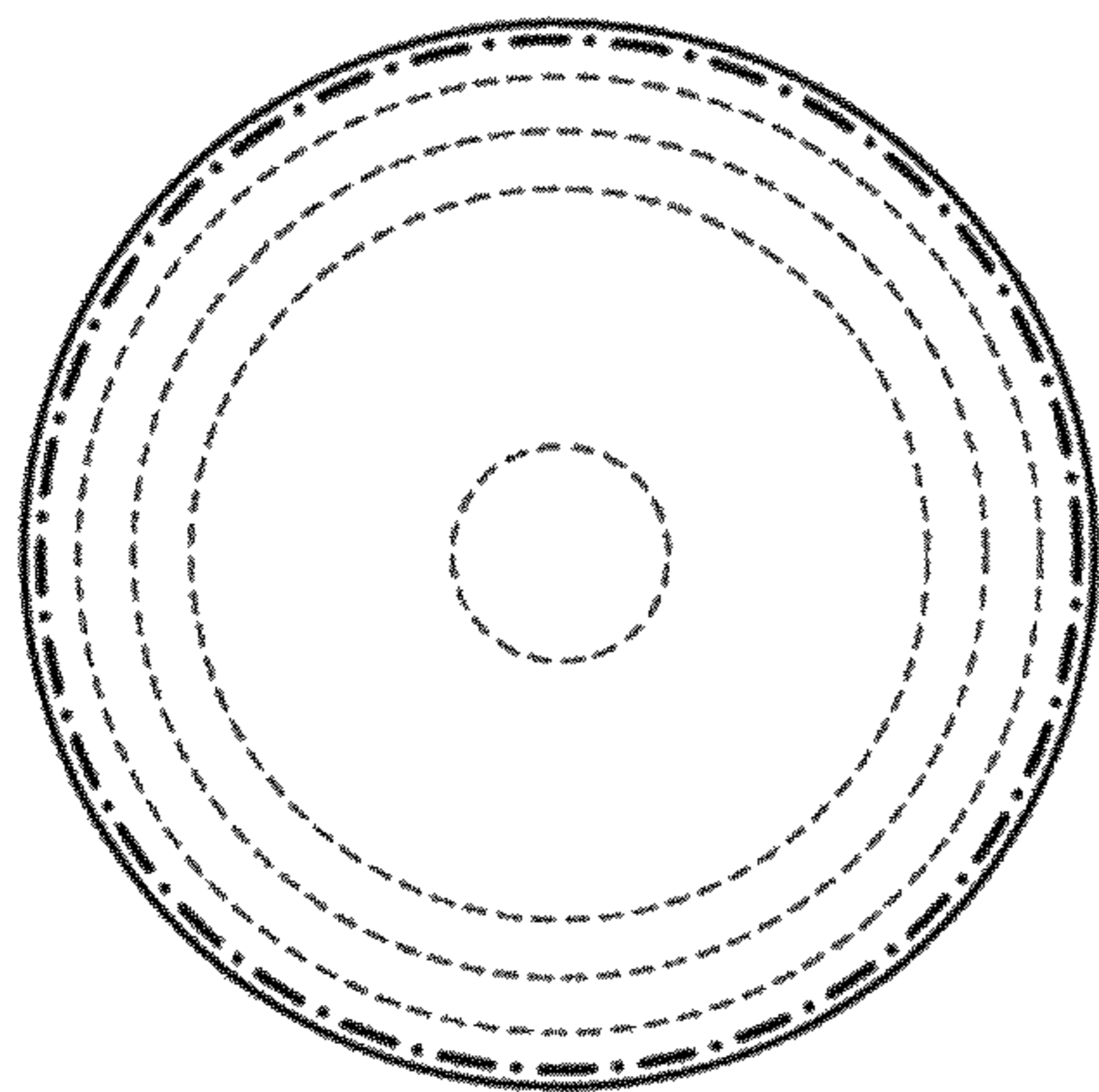


FIG. 4