

US00D930470S

(12) **United States Design Patent** (10) **Patent No.:** **US D930,470 S**
Jonasson et al. (45) **Date of Patent:** **** *Sep. 14, 2021**

(54) **CONTAINER**

(71) Applicant: **SonicSensory, Inc.**, Los Angeles, CA (US)

(72) Inventors: **Jens Jonasson**, Los Angeles, CA (US);
Tyson Hubley, Los Angeles, CA (US);
Sam Sarcia, Lakeside, CA (US)

(73) Assignee: **Sonicsensory, Inc.**, Los Angeles, CA (US)

(*) Notice: This patent is subject to a terminal disclaimer.

(**) Term: **15 Years**

(21) Appl. No.: **29/711,716**

(22) Filed: **Nov. 1, 2019**

(51) **LOC (13) Cl.** **09-03**

(52) **U.S. Cl.**
USPC **D9/432**

(58) **Field of Classification Search**
USPC D2/205; D3/322; D5/56, 59, 60, 62;
D7/396, 4, 546, 549, 550, 1, 601, 602,
D7/607, 609, 703; D9/414, 415, 416,
D9/418, 420, 423, 425, 432, 433, 434,
D9/435, 436, 437, 438, 439, 440, 441,
D9/442, 443, 444, 445, 446, 447, 448,
D9/449, 450, 451, 452, 453, 454, 630,
D9/703, 713; D27/175, 186
CPC B65D 35/34; B65D 75/32; B65D 77/24;
B65D 5/00; B65D 5/01; B65D 5/02;
B65D 5/0209; B65D 5/0272; B65D
5/029; B65D 5/40; B65D 5/72; B65D
5/541; B65D 5/705; B65D 5/706; B65D
5/727; B65D 5/4204; B65D 1/00; B65D
1/02; B65D 1/0233; B65D 1/22; B65D
1/32; B65D 1/36; B65D 1/40; B65D
1/225; B65D 23/00; B65D 23/12; B65D
23/14; B65D

(Continued)

(56) **References Cited**

U.S. PATENT DOCUMENTS

D642,844 S * 8/2011 Cheris D6/582
D701,759 S * 4/2014 Abel D9/434

(Continued)

FOREIGN PATENT DOCUMENTS

CN 302577104 * 9/2013
CN 303699305 * 6/2016

(Continued)

OTHER PUBLICATIONS

Huge Sneaker Unboxing: Announced [Mar. 9, 2020, online]. Site Visited [Dec. 17, 2020, online]. Available from Internet URL: <https://www.youtube.com/watch?v=bLqsMGqegEs&list=UUgtHJiyE6ZwaJO65tdudDfw&index=193> (Year: 2020).*

(Continued)

Primary Examiner — Catherine S Posthauer

Assistant Examiner — Riah D Buchanan

(74) *Attorney, Agent, or Firm* — Neal, Gerber & Eisenberg LLP

(57) **CLAIM**

The ornamental design for a container, as shown and described.

DESCRIPTION

FIG. 1 is a front perspective view of a container of our new design;

FIG. 2 is a front elevation view thereof;

FIG. 3 is a rear elevation view thereof, opposite the view shown in FIG. 2;



FIG. 4 is a first side elevation view thereof;

FIG. 5 is a second side elevation view thereof, opposite the view shown in FIG. 4; and,

FIG. 6 is a top plan view thereof.

The bottom plan view is flat and unornamented.

1 Claim, 6 Drawing Sheets






FIG. 1




FIG. 2




FIG. 3




FIG. 4




FIG. 5




FIG. 6