



US00D930463S

(12) **United States Design Patent** (10) **Patent No.:** **US D930,463 S**
Escobedo (45) **Date of Patent:** **** Sep. 14, 2021**

(54) **6-WAY FITTING**
(71) Applicant: **Frank Escobedo**, Miami, FL (US)
(72) Inventor: **Frank Escobedo**, Miami, FL (US)
(**) Term: **15 Years**
(21) Appl. No.: **29/693,809**
(22) Filed: **Jun. 5, 2019**
(51) **LOC (13) Cl.** **08-08**
(52) **U.S. Cl.**
USPC **D8/382**
(58) **Field of Classification Search**
USPC D23/259, 262, 266, 386, 387, 499;
D8/382, 396; D21/500, 501
CPC A47B 47/0016; A47B 47/0033; A47B
47/005; A63H 33/08; F16L 41/025; F16L
41/03; F16L 41/00; F16L 47/14; F16L
47/145; E04C 2003/0465; F16B 7/0446;
F16B 7/048; E04B 1/1912; E04B
2001/1984
See application file for complete search history.

5,230,197 A * 7/1993 Hart E04B 1/19
52/638
D346,627 S * 5/1994 Bach D21/501
D349,333 S * 8/1994 King D23/314
D369,958 S * 5/1996 Huang D8/382
D386,395 S * 11/1997 Ookubo D8/382
D400,428 S * 11/1998 Sabounjian D8/382
D422,036 S * 3/2000 Laserna Fernandez D21/499
D464,682 S * 10/2002 Lin D21/499
D480,437 S * 10/2003 Stoneberg D21/499
D591,587 S * 5/2009 Mason D8/354
D614,481 S * 4/2010 Lewis D8/382
D745,935 S * 12/2015 Kim D21/498
D755,903 S * 5/2016 Chen D21/499
D795,359 S * 8/2017 Ahn D21/499
D795,360 S * 8/2017 Ahn D21/499
D833,543 S * 11/2018 Semling D21/499
D833,544 S * 11/2018 Semling D21/499
D833,545 S * 11/2018 Semling D21/499
D835,211 S * 12/2018 Semling D21/499

(Continued)

Primary Examiner — Sandra Snapp
Assistant Examiner — Ieisha N Price
(74) *Attorney, Agent, or Firm* — Allen, Dyer, Doppelt & Gilchrist, P.A.

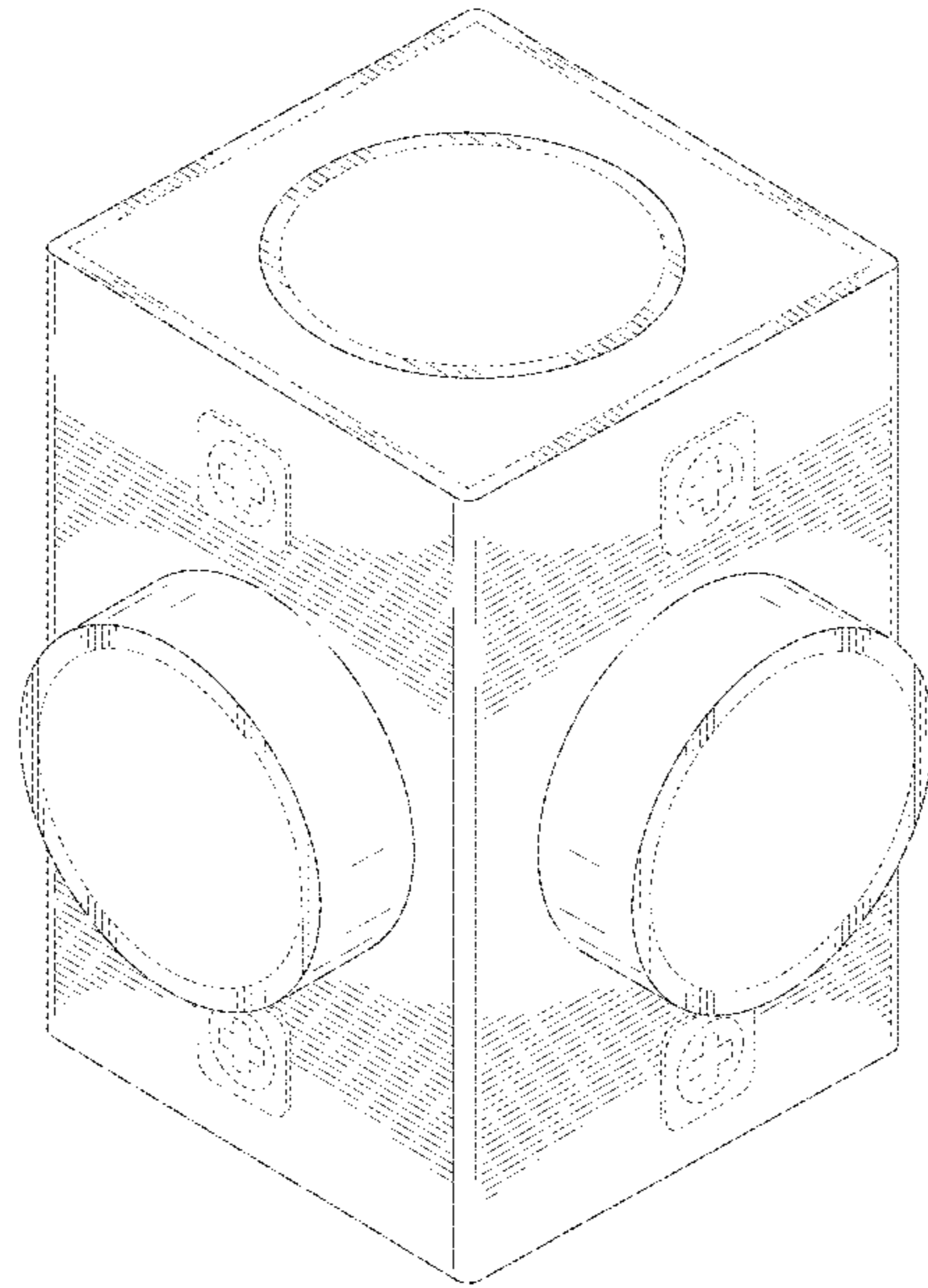
(57) **CLAIM**
The ornamental design for a 6-way fitting, as shown and described.

(56) **References Cited**
U.S. PATENT DOCUMENTS
3,374,917 A * 3/1968 Troy E04B 2/18
220/23.4
3,554,384 A * 1/1971 DeNatale A47B 87/0276
211/194
3,913,663 A * 10/1975 Gates F28D 21/0008
165/102
4,306,373 A * 12/1981 Chatani A63H 33/088
446/121
D272,167 S * 1/1984 Chatani D21/499
D283,635 S * 4/1986 Kato D21/499
D296,342 S * 6/1988 Knudsen D21/499
5,000,713 A * 3/1991 Cheng A63H 33/06
273/160

DESCRIPTION

FIG. 1 is a front, right, top perspective view of the claimed design, the rear, left, bottom perspective view being identical thereto;
FIG. 2 is a front view of the claimed design of FIG. 1, the rear, left and right side views being identical thereto; and, FIG. 3 top view of the claimed design of FIG. 1, the bottom view being identical thereto.
Broken lines in the drawings illustrate portions of the 6-way and form no part of the claimed design.

1 Claim, 3 Drawing Sheets



(56)

References Cited

U.S. PATENT DOCUMENTS

D857,805	S *	8/2019	Jensen	D21/499
D873,352	S *	1/2020	Lo	D21/499
D878,483	S *	3/2020	Xie	D21/488
D899,902	S *	10/2020	Barnes	D8/354
2008/0265566	A1 *	10/2008	Renfro	F16L 41/03 285/122.1
2010/0083605	A1 *	4/2010	Wallner	B27J 1/00 52/655.1
2010/0269940	A1 *	10/2010	Wynn	G01D 15/00 138/90
2014/0262896	A1 *	9/2014	Ficko	B65D 21/0202 206/457

* cited by examiner

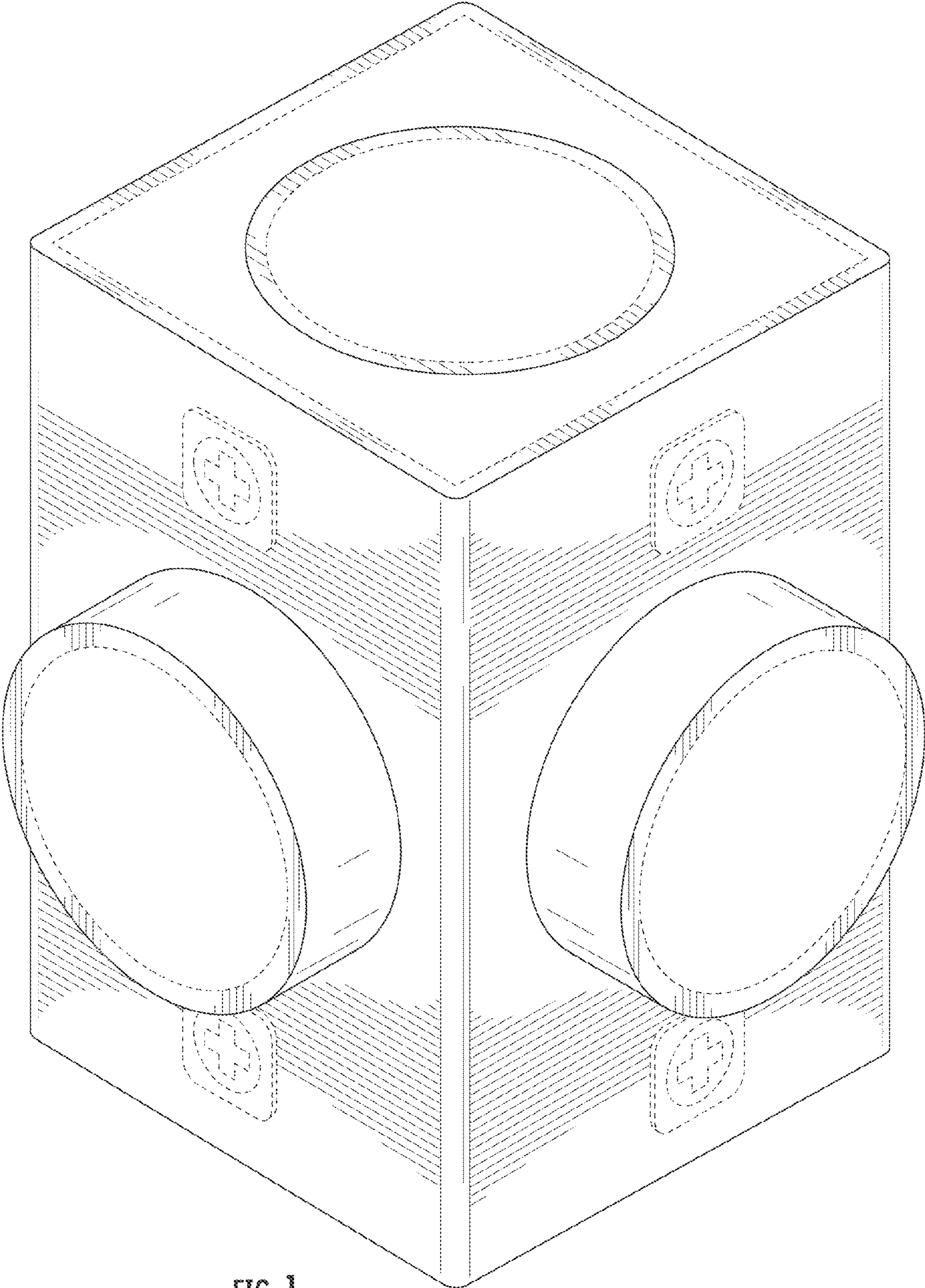


FIG. 1

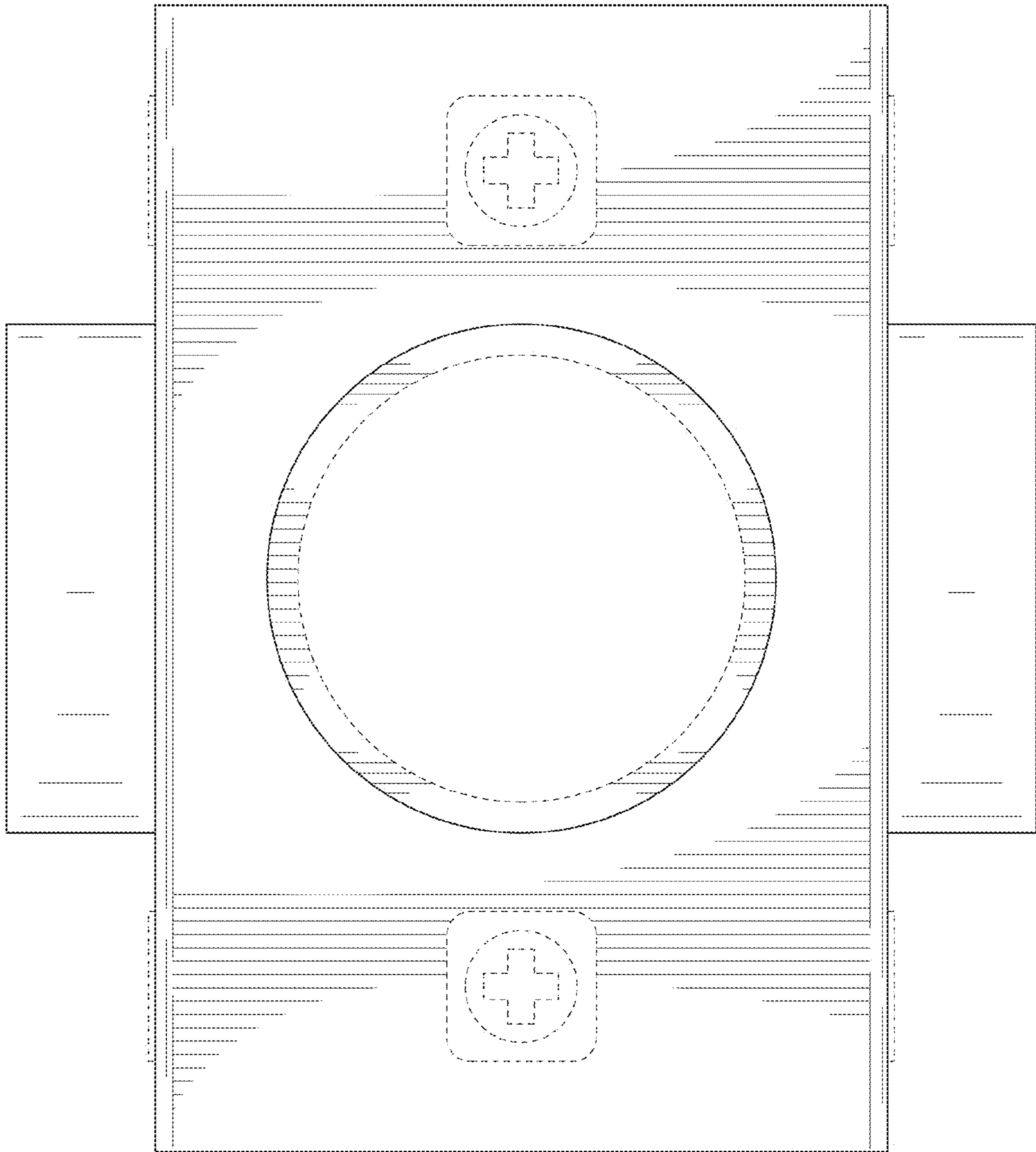


FIG. 2

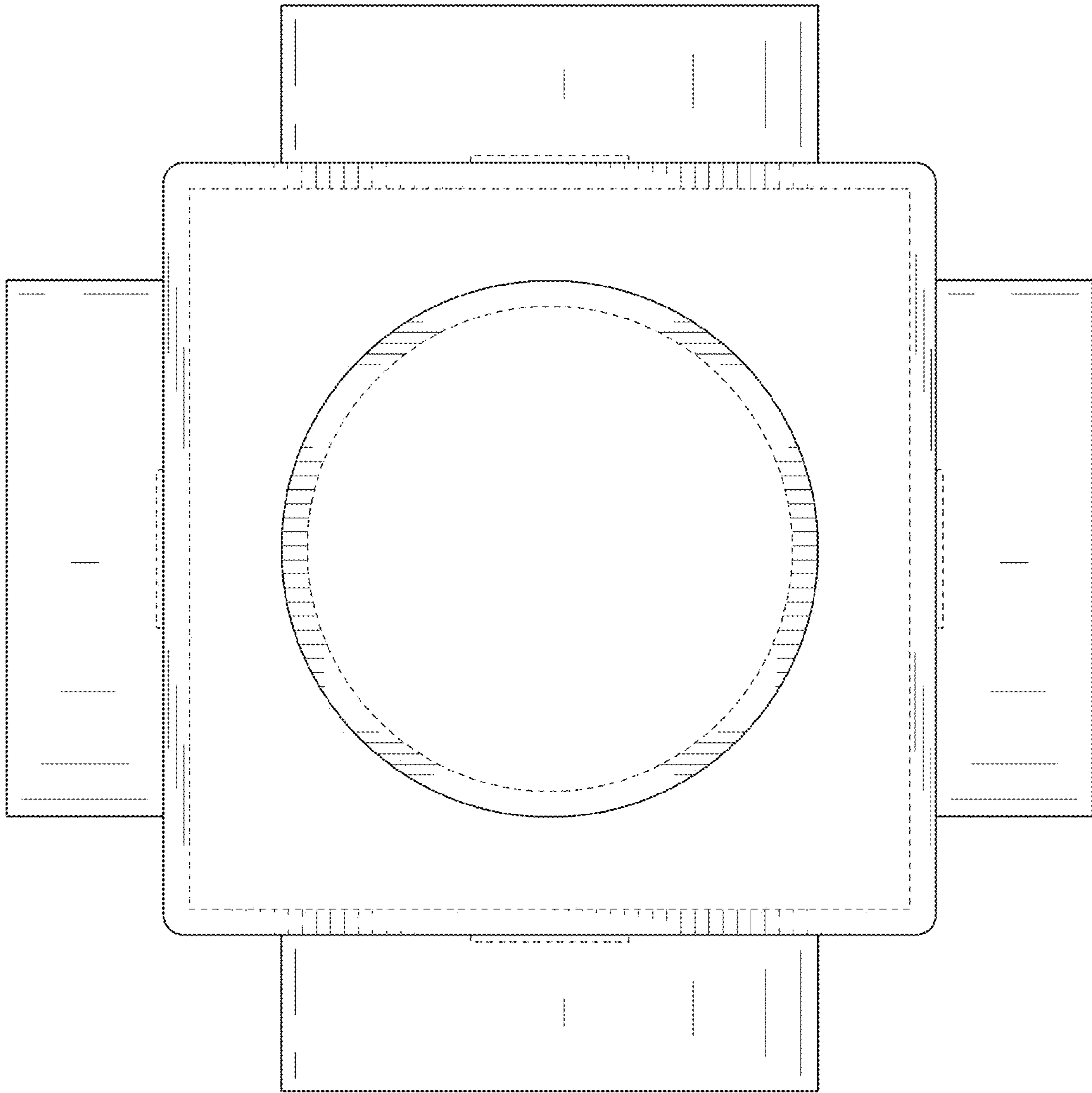


FIG. 3