



US00D930450S

(12) **United States Design Patent** (10) **Patent No.:** **US D930,450 S**
Li (45) **Date of Patent:** **** Sep. 14, 2021**

(54) **CORDLESS ROTARY TOOL**

D768,452 S * 10/2016 Padget D8/61
D873,104 S * 1/2020 Chen D8/61
D880,265 S * 4/2020 Ruivivar D8/61

(71) Applicant: **Yanni Li**, Shenzhen (CN)

* cited by examiner

(72) Inventor: **Yanni Li**, Shenzhen (CN)

Primary Examiner — Austin Murphy
(74) *Attorney, Agent, or Firm* — Zhihua Han; Wen IP
LLC

(**) Term: **15 Years**

(21) Appl. No.: **29/759,316**

(22) Filed: **Nov. 21, 2020**

(51) **LOC (13) Cl.** **08-61**

(52) **U.S. Cl.**
USPC **D8/61**

(58) **Field of Classification Search**
USPC D8/61, 62, 67, 69; 81/57, 57.11, 57.14,
81/57.26, 429, 464, 469; 173/2, 170,
173/176, 181
CPC B25B 21/02; B25B 21/008; B25B 23/16;
B25B 23/1405; A61B 17/1615
See application file for complete search history.

(57) **CLAIM**

The ornamental design for a cordless rotary tool, as shown and described.

DESCRIPTION

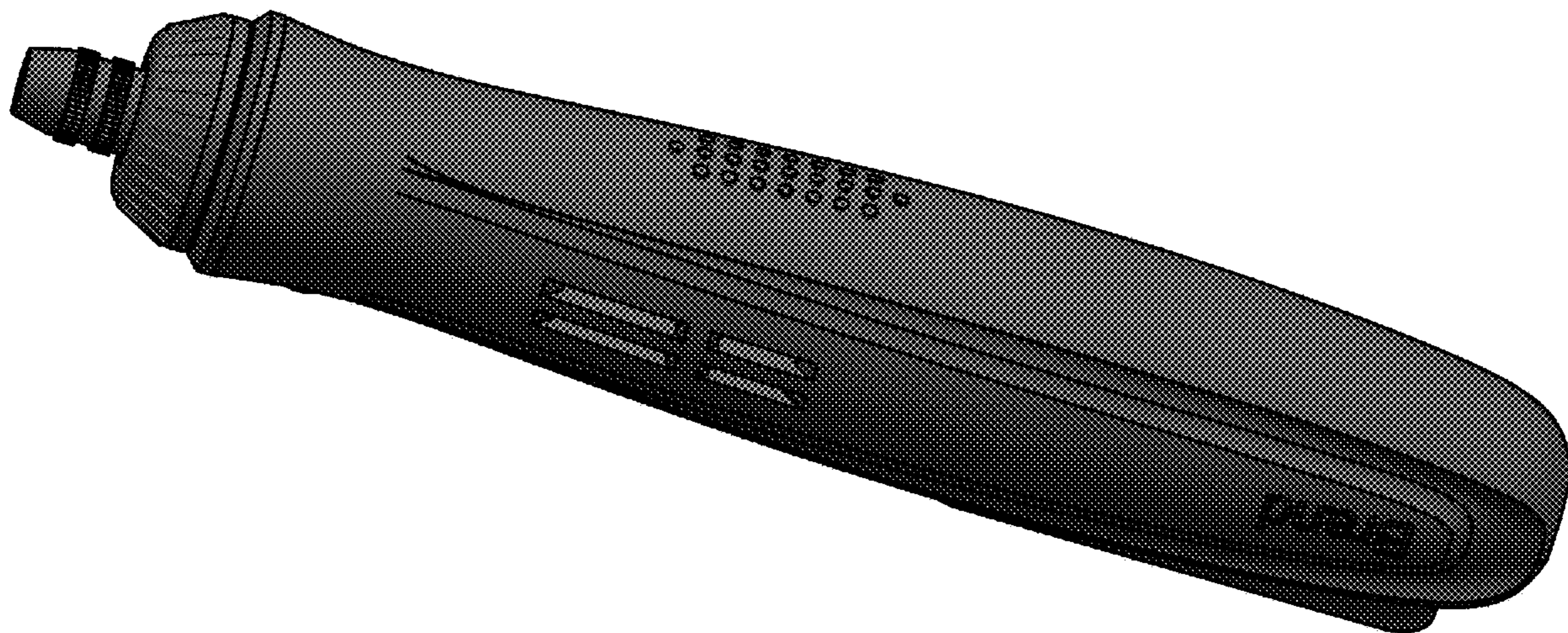
FIG. 1 is a front elevation photographic view of a cordless rotary tool, showing my new design;
FIG. 2 is a rear elevation photographic view thereof;
FIG. 3 is a left side elevation photographic view thereof;
FIG. 4 is a right side elevation photographic view thereof;
FIG. 5 is a top plan photographic view thereof;
FIG. 6 is a bottom plan photographic view thereof;
FIG. 7 is a perspective photographic view thereof, showing a front and bottom view;
FIG. 8 is a perspective photographic view thereof, showing a rear and top view;
FIG. 9 is a perspective photographic view thereof, showing a front and top view; and,
FIG. 10 is a perspective photographic view thereof, showing a rear and bottom view.

(56) **References Cited**

U.S. PATENT DOCUMENTS

D419,843 S * 2/2000 Saitoh D8/61
D427,039 S * 6/2000 Ono D8/61
D427,870 S * 7/2000 Heun D8/61
D433,905 S * 11/2000 Cooper D8/61
D459,176 S * 6/2002 Duennes D8/61
D469,671 S 2/2003 Prell et al.
D510,848 S * 10/2005 Singh D8/61
D556,000 S * 11/2007 Singh D8/61
D618,079 S * 6/2010 Blythe D8/61
D663,180 S * 7/2012 Jerome D8/61
D677,540 S * 3/2013 Meyers D8/61

1 Claim, 10 Drawing Sheets






FIG. 1




FIG. 2




FIG. 3

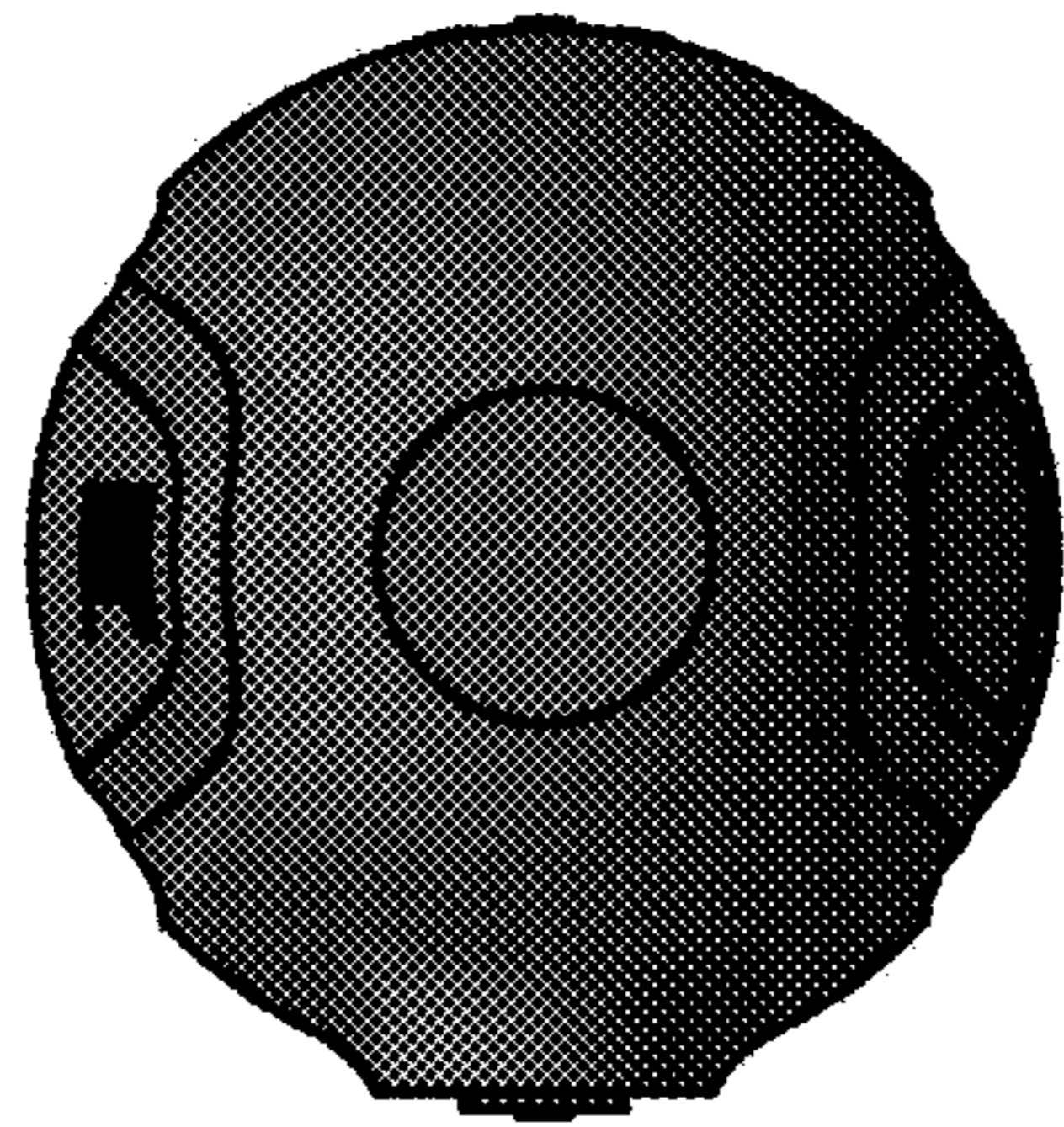


FIG. 4




FIG. 5




FIG. 6



FIG. 7

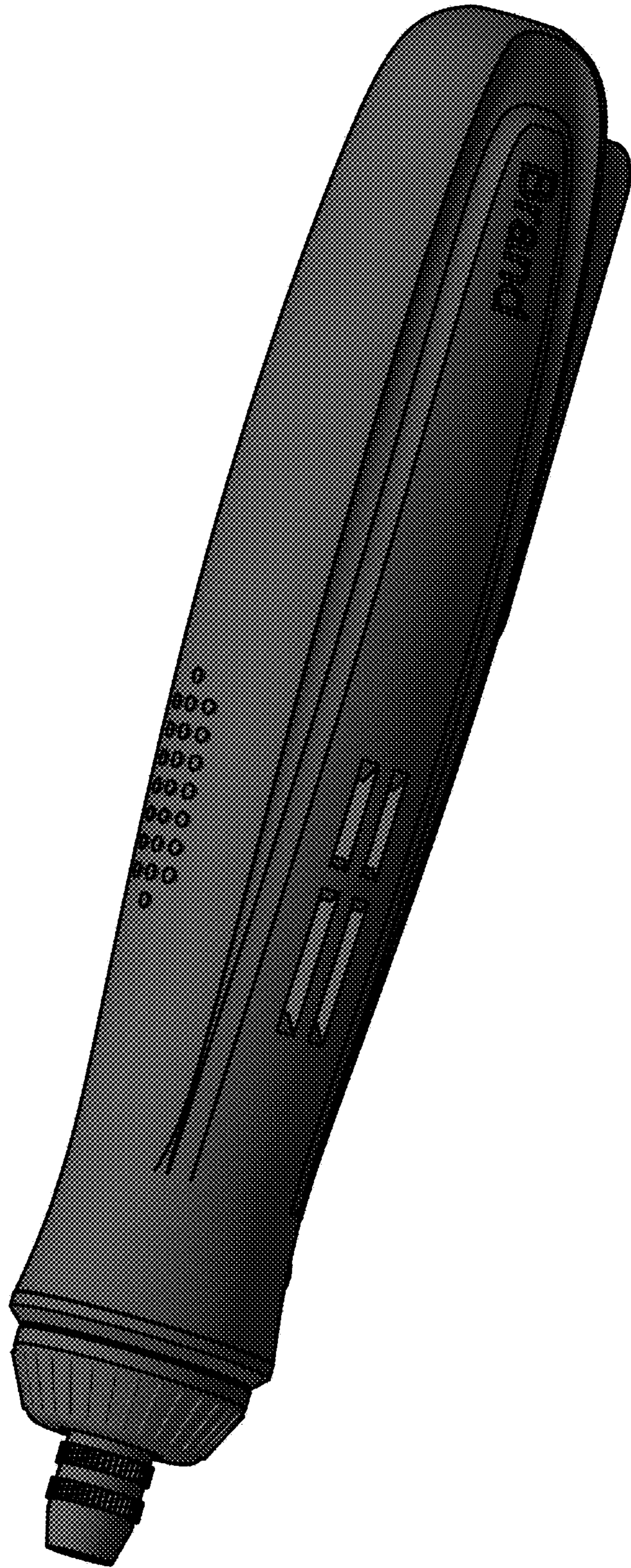


FIG. 8

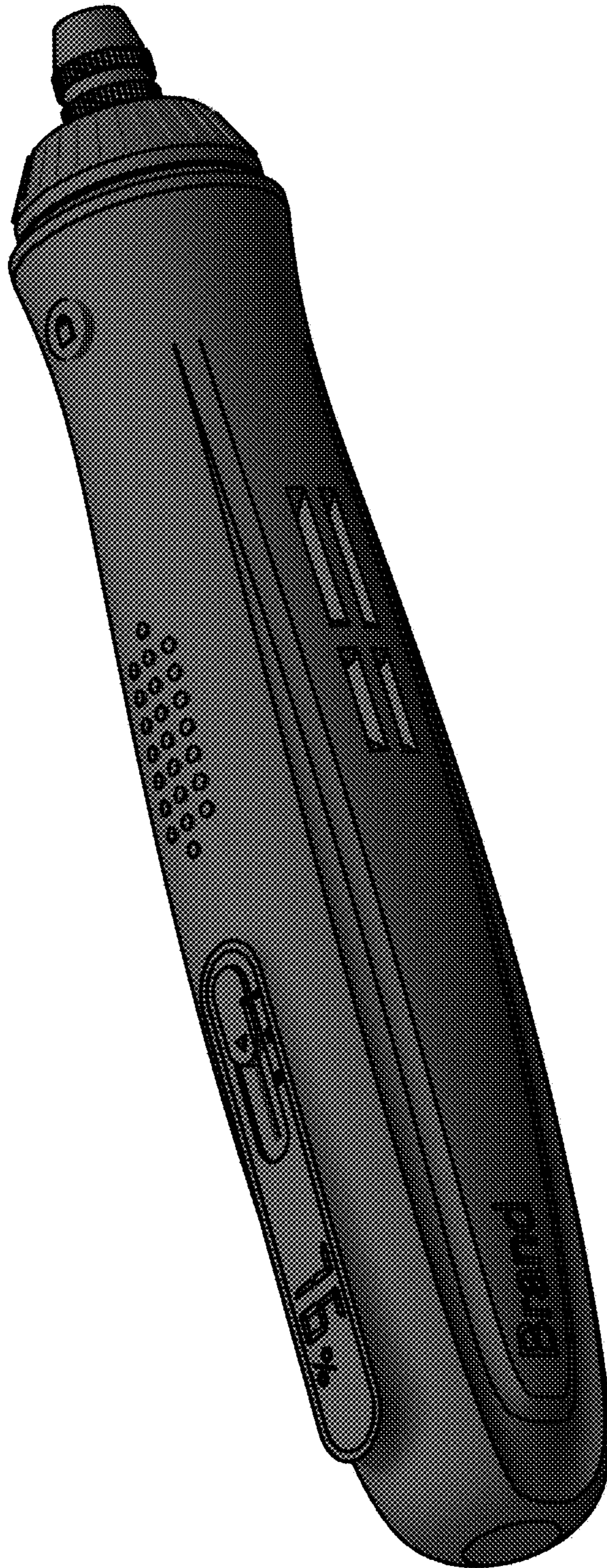


FIG. 9

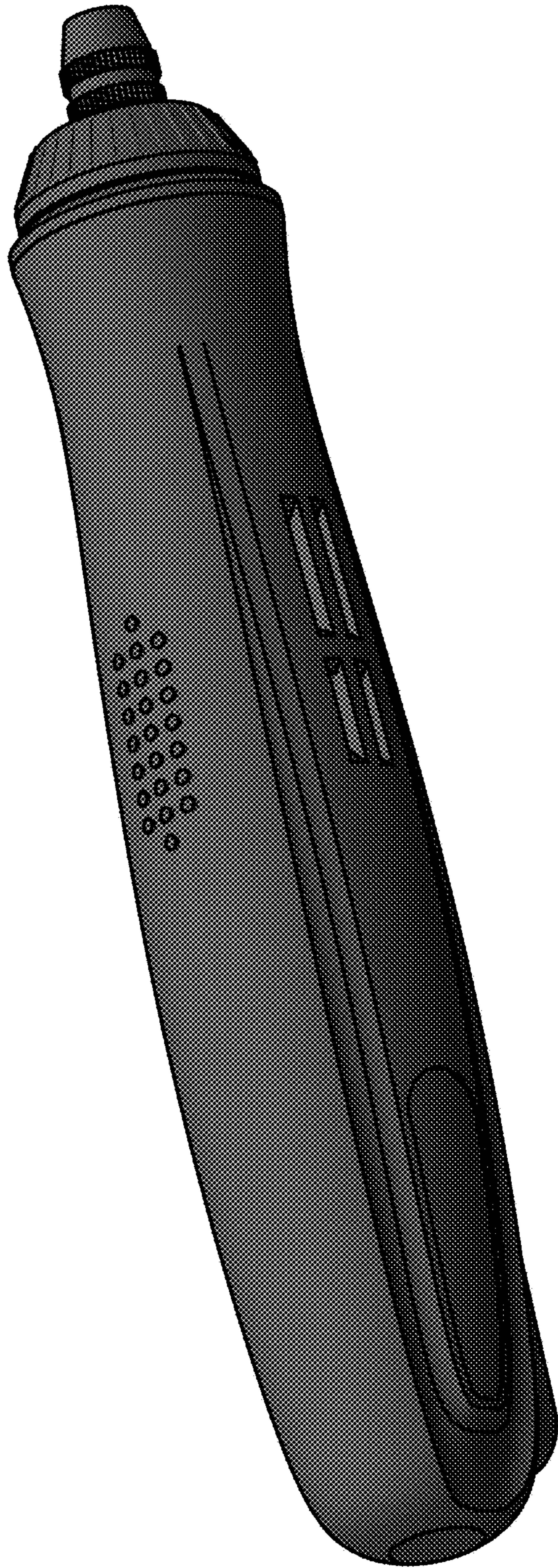


FIG. 10