



US00D930445S

(12) **United States Design Patent**  
**Augsburger**

(10) **Patent No.:** **US D930,445 S**

(45) **Date of Patent:** **\*\* Sep. 14, 2021**

(54) **GRILL SPATULA**

(71) Applicant: **Wayne Augsburger**, Sarasota, FL (US)

(72) Inventor: **Wayne Augsburger**, Sarasota, FL (US)

(\*\*) Term: **15 Years**

(21) Appl. No.: **29/715,399**

(22) Filed: **Dec. 2, 2019**

(51) **LOC (13) Cl.** ..... **07-02**

(52) **U.S. Cl.**  
USPC ..... **D7/688**

(58) **Field of Classification Search**  
USPC ..... D7/213, 372, 381, 412, 673, 683, 686,  
D7/688, 689, 691, 692, 693, 694, 695,  
D7/696

CPC ..... A47J 43/282; A47J 43/288  
See application file for complete search history.

(56) **References Cited**

**U.S. PATENT DOCUMENTS**

|              |         |           |       |        |
|--------------|---------|-----------|-------|--------|
| D186,459 S * | 10/1959 | Gerson    | ..... | D8/34  |
| D250,080 S * | 10/1978 | Kavalaris | ..... | D7/686 |
| D268,243 S * | 3/1983  | Morin     | ..... | D7/692 |
| D293,295 S * | 12/1987 | Johnson   | ..... | D7/688 |
| D306,115 S * | 2/1990  | Zimmerman | ..... | D7/669 |
| D396,389 S * | 7/1998  | Durbin    | ..... | D7/692 |

|              |        |          |       |        |
|--------------|--------|----------|-------|--------|
| D412,814 S * | 8/1999 | Fielding | ..... | D7/692 |
| D443,186 S * | 6/2001 | Kaposi   | ..... | D7/692 |
| D619,429 S * | 7/2010 | Benfatti | ..... | D7/669 |

**OTHER PUBLICATIONS**

Amazon website, FlipFork Boss, Oldest review date Oct. 16, 2018, [site visited Jul. 15, 2021], Available on the Internet URL <https://www.amazon.com/FLIPFORK-Accessory-Accessories-Stainless-Tenderizer/dp/B07G72GFNN> (Year: 2018).\*

\* cited by examiner

*Primary Examiner* — Karen S Acker

*Assistant Examiner* — Steven B Reinholdt, Jr.

(74) *Attorney, Agent, or Firm* — Harpman & Harpman

(57) **CLAIM**

The ornamental design for a grill spatula, as shown and described.

**DESCRIPTION**

FIG. 1 is a perspective top and side view of the grill spatula.

FIG. 2 is a top plan view of the grill spatula.

FIG. 3 is a bottom plan view thereof.

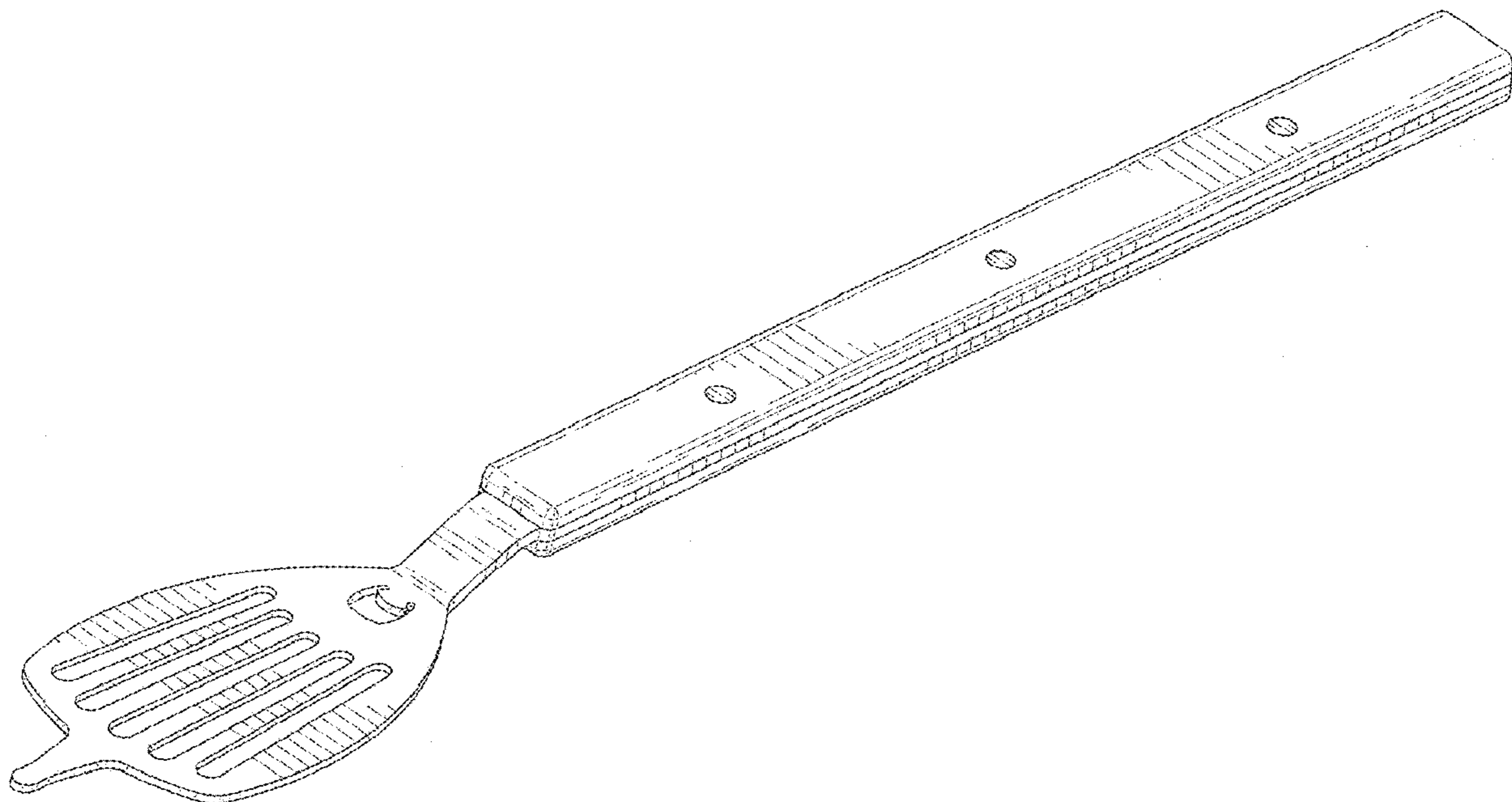
FIG. 4 is a right side elevational view of the grill spatula.

FIG. 5 is a left side elevational view thereof.

FIG. 6 is an enlarged front end elevational view of the grill spatula; and,

FIG. 7 is an enlarged rear end elevational view thereof.

**1 Claim, 4 Drawing Sheets**



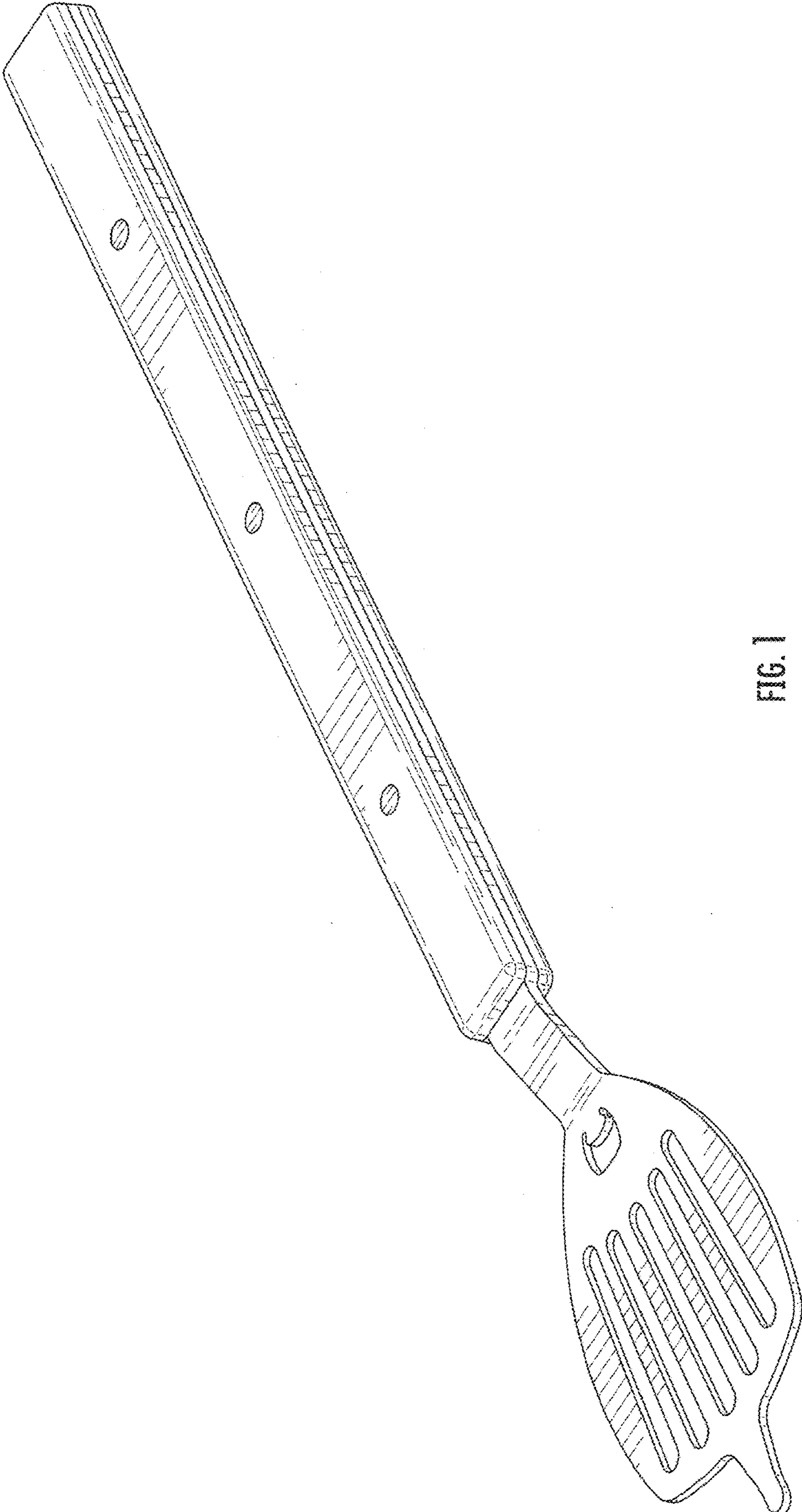


FIG. 1

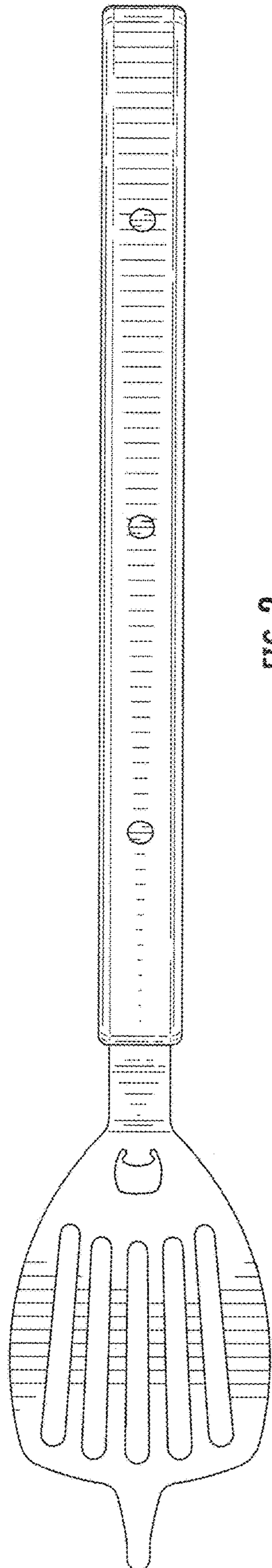


FIG. 2

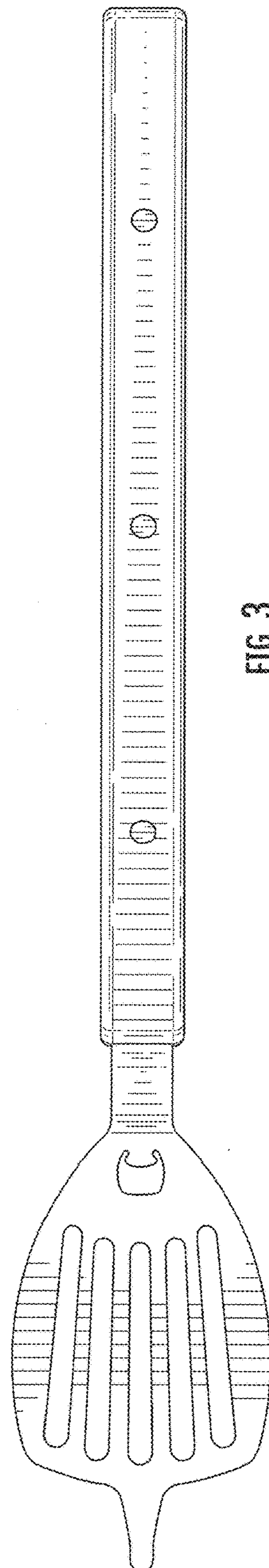


FIG. 3

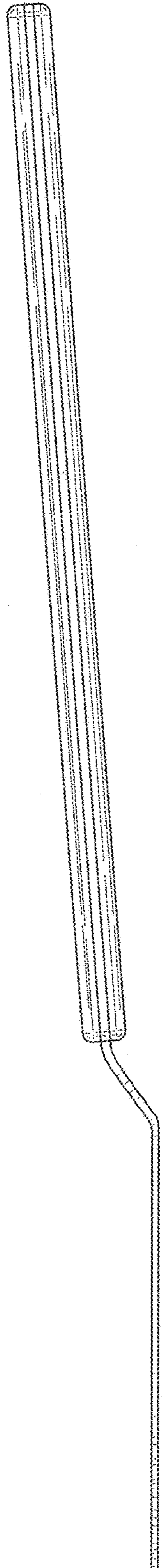


FIG. 4




FIG. 5

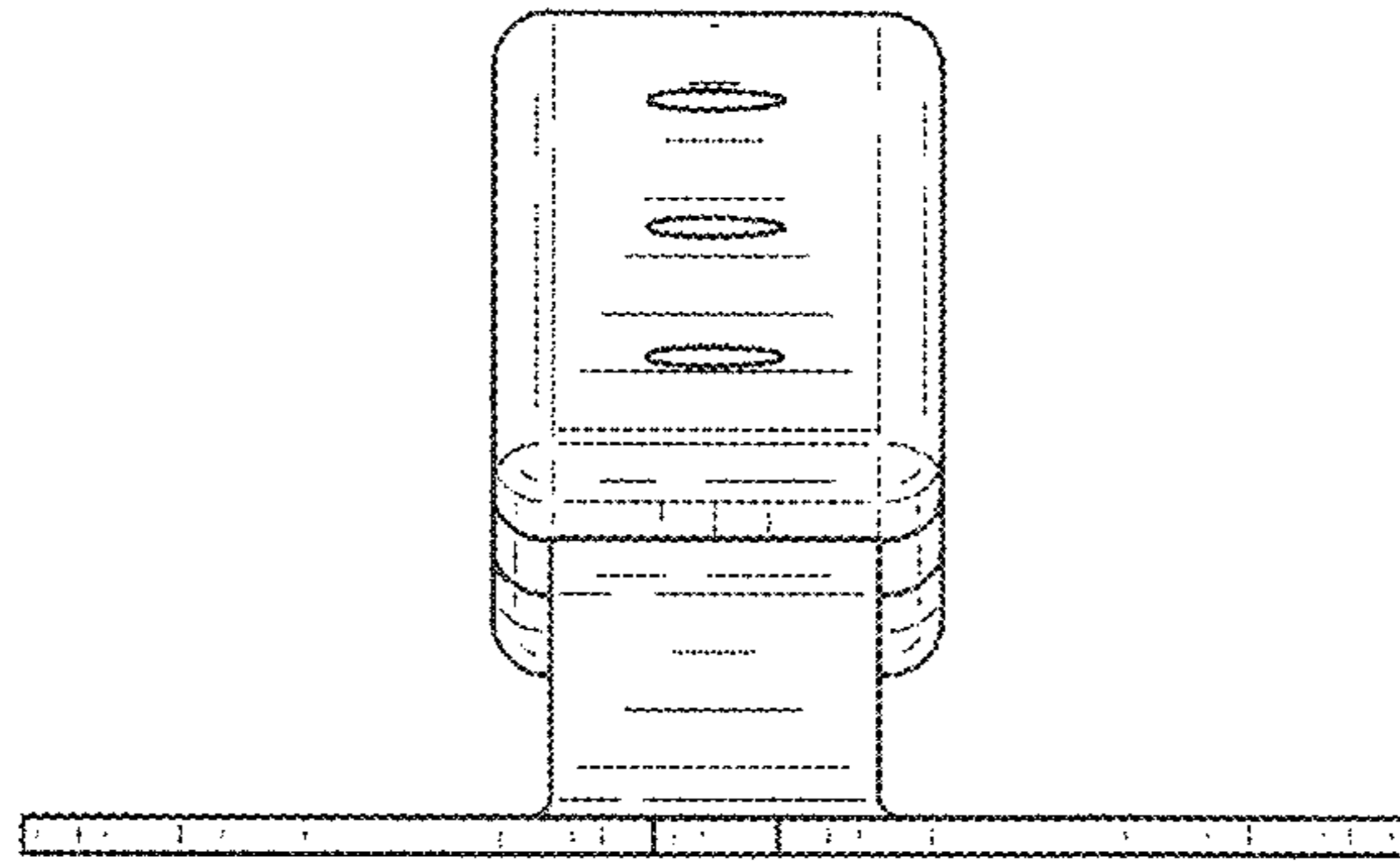


FIG. 6

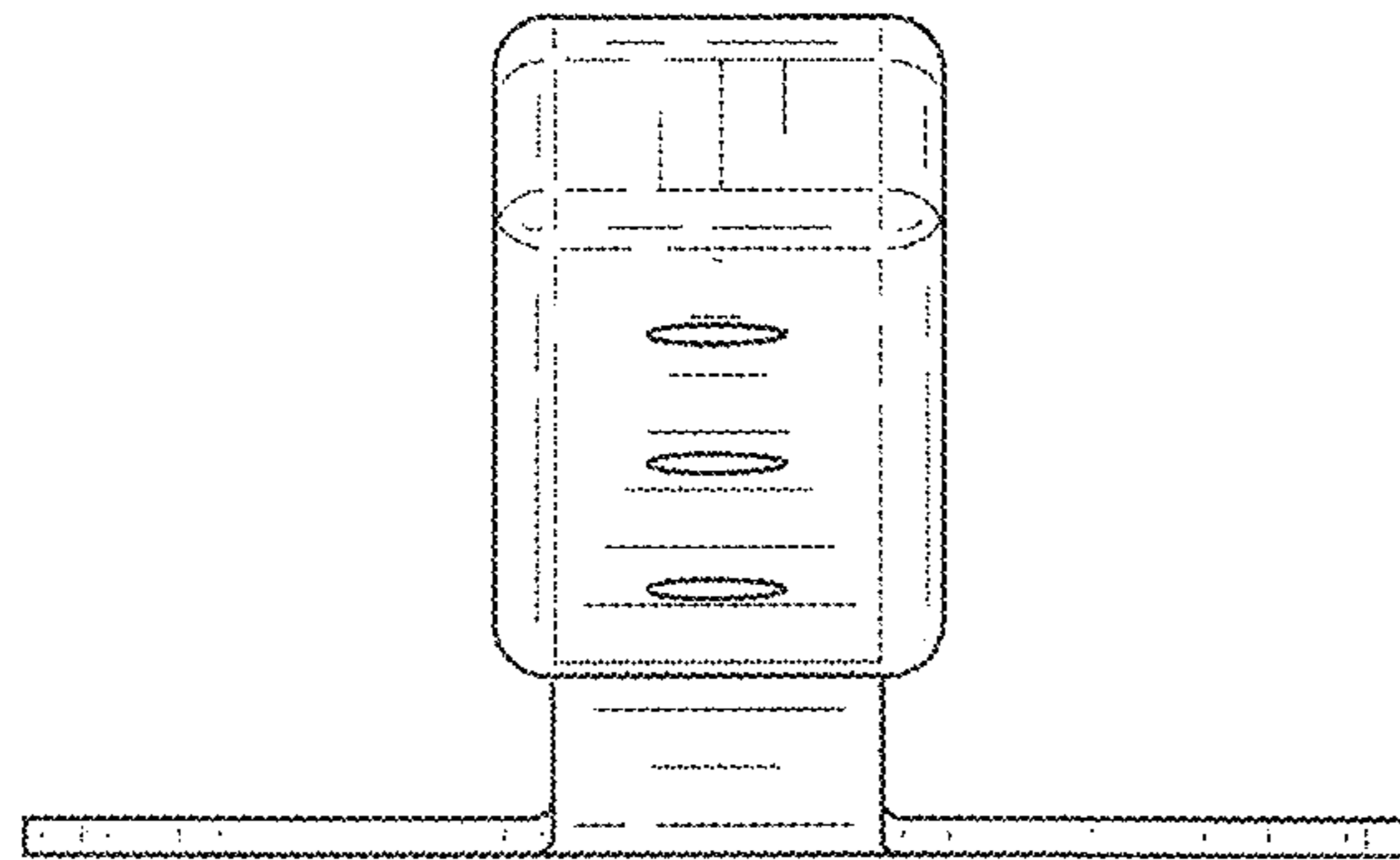


FIG. 7