



US00D930411S

(12) **United States Design Patent** (10) **Patent No.:** **US D930,411 S**
Pan (45) **Date of Patent:** **** Sep. 14, 2021**

(54) **FISHING GEAR DISPLAY RACK**
(71) Applicant: **Junlin Pan**, Shandong (CN)
(72) Inventor: **Junlin Pan**, Shandong (CN)
(**) Term: **15 Years**
(21) Appl. No.: **29/710,043**
(22) Filed: **Oct. 18, 2019**
(51) **LOC (13) Cl.** **06-06**
(52) **U.S. Cl.**
USPC **D6/680**
(58) **Field of Classification Search**
USPC D6/657, 672, 673, 675, 675.1, 680, 678,
D6/678.1, 680.2, 682, 682.1, 682.2, 682.3
CPC A47B 49/00; A47B 49/002; A47B 49/004;
A47B 81/00; A47B 81/005; A01K 97/08;
A01K 97/10
See application file for complete search history.

D365,471 S * 12/1995 Lechleiter D6/672
D548,487 S * 8/2007 Osiecki D6/682.4
D568,697 S * 5/2008 Allen D7/708
D632,508 S * 2/2011 Levy D6/680.2
D655,533 S * 3/2012 Denby D6/680
D699,477 S * 2/2014 Allen D6/552
D752,370 S * 3/2016 Mchatet D6/675
D813,567 S * 3/2018 Browning D6/552
2002/0130096 A1 * 9/2002 Brozak, Jr. A47F 7/021
211/85.1

* cited by examiner

Primary Examiner — Kelley A Donnelly

(57) **CLAIM**

The ornamental design for a fishing gear display rack, as shown and described.

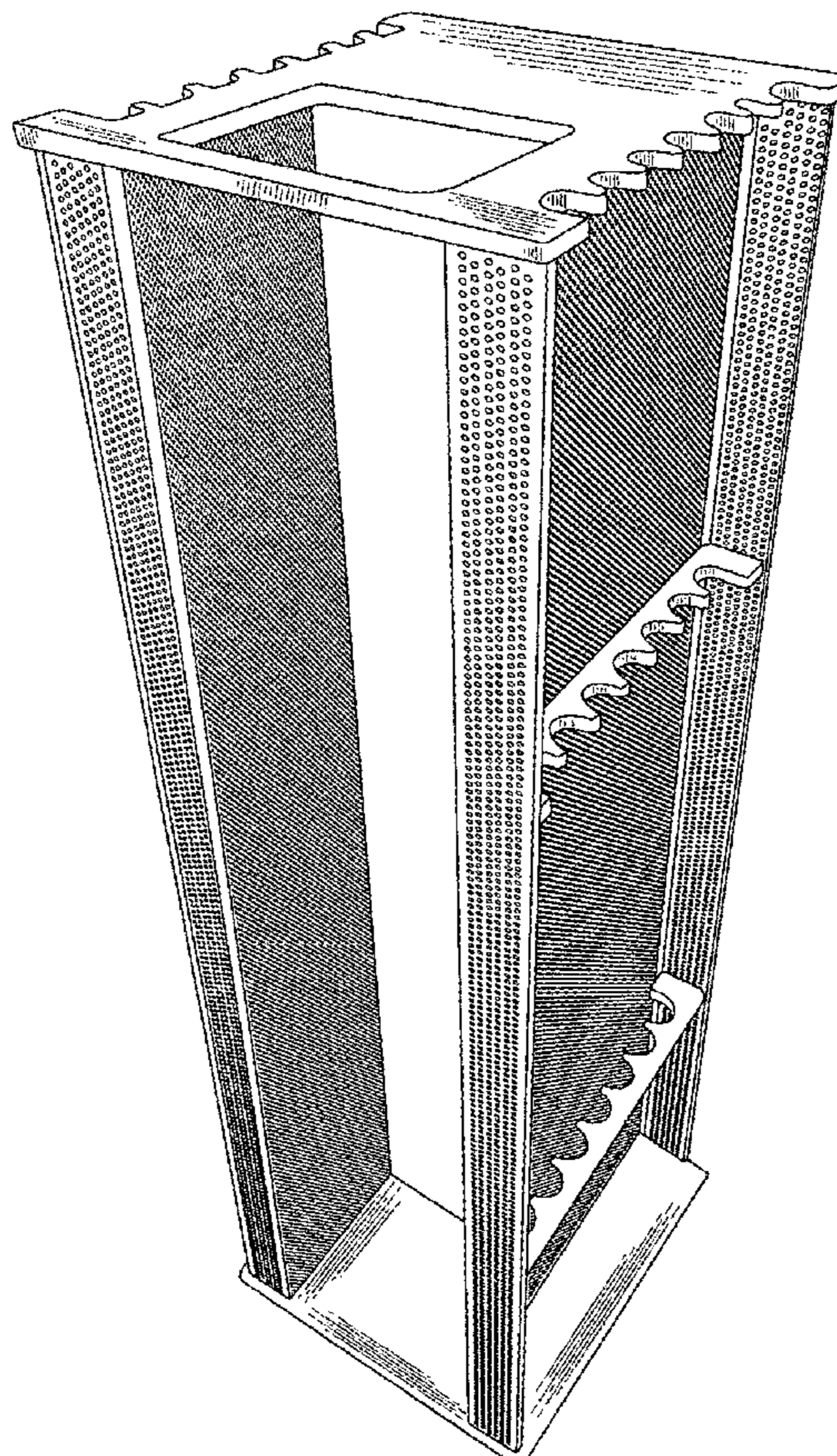
DESCRIPTION

FIG. 1 is a perspective view of a fishing gear display rack showing my new design;
FIG. 2 is a front elevational view thereof;
FIG. 3 is a rear elevational view thereof;
FIG. 4 is a left side elevational view thereof;
FIG. 5 is a right side elevational view thereof;
FIG. 6 is a top plan view thereof; and,
FIG. 7 is a bottom plan view thereof.
The broken lines in the drawings depict portions of the fishing gear display rack that form no part of the claimed design.

(56) **References Cited**
U.S. PATENT DOCUMENTS

D210,988 S * 5/1968 Verrecchia D6/680.2
D249,425 S * 9/1978 Jones D6/552
D252,001 S * 6/1979 Arnold D6/552
D272,787 S * 2/1984 Rumbaugh D6/552
4,461,385 A * 7/1984 Clouser A47B 81/005
211/4

1 Claim, 7 Drawing Sheets



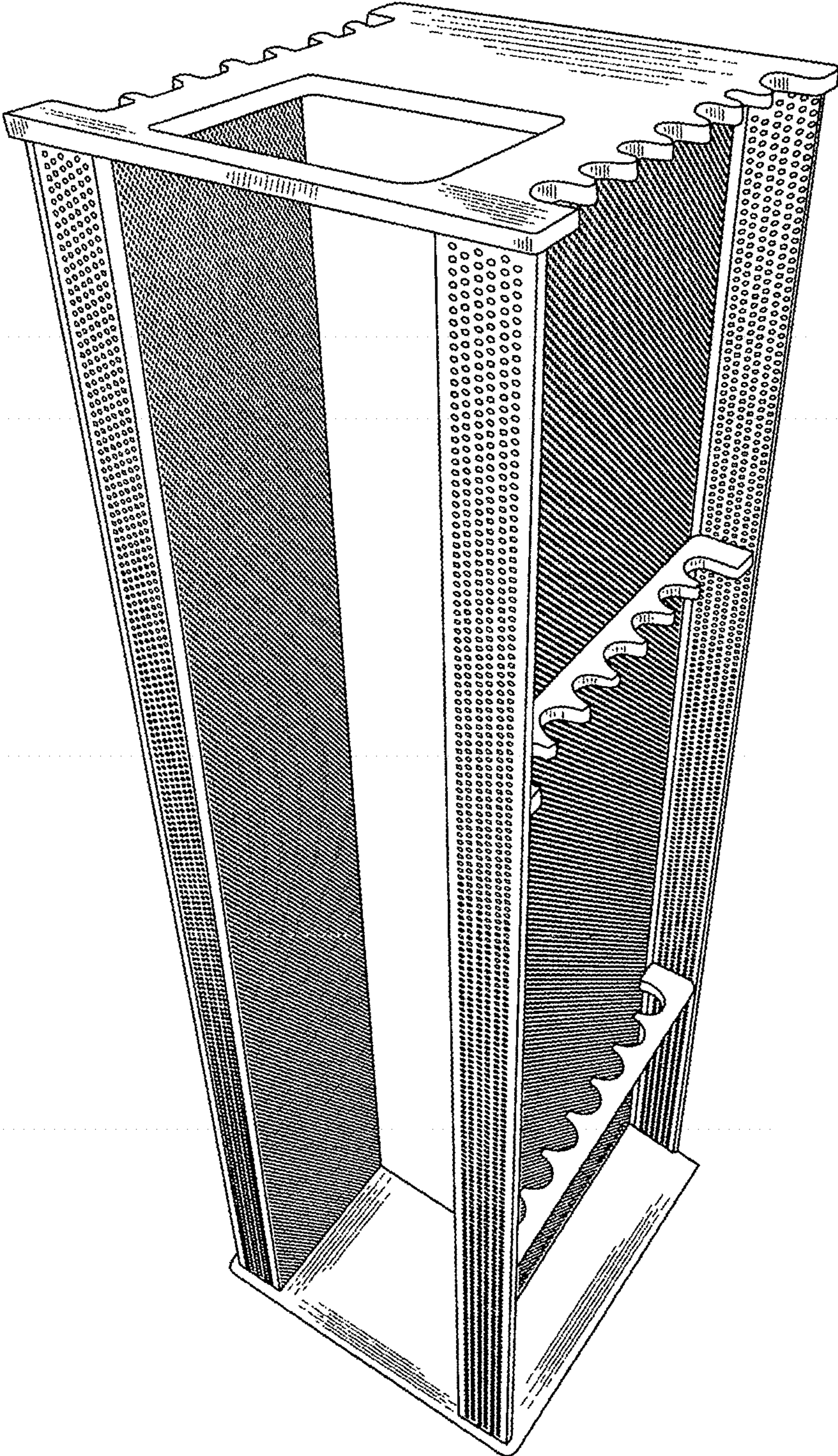


FIG. 1

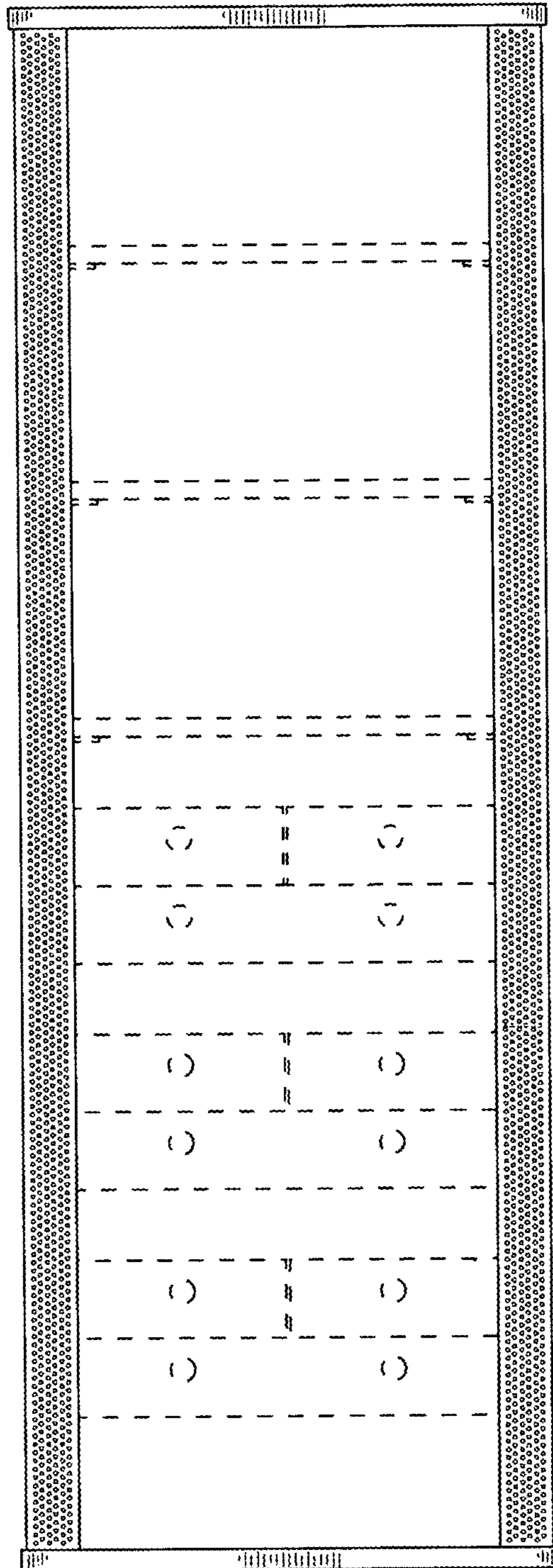


FIG. 2




FIG. 3




FIG. 4

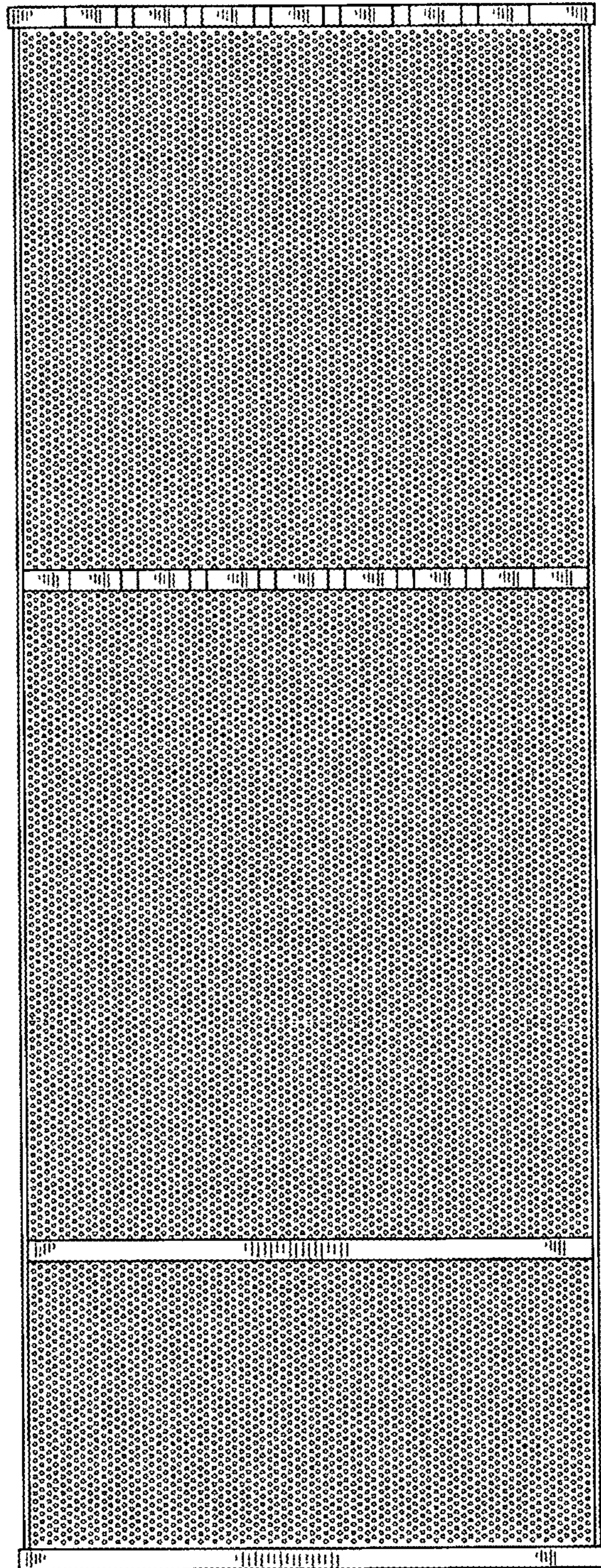


FIG. 5




FIG. 6

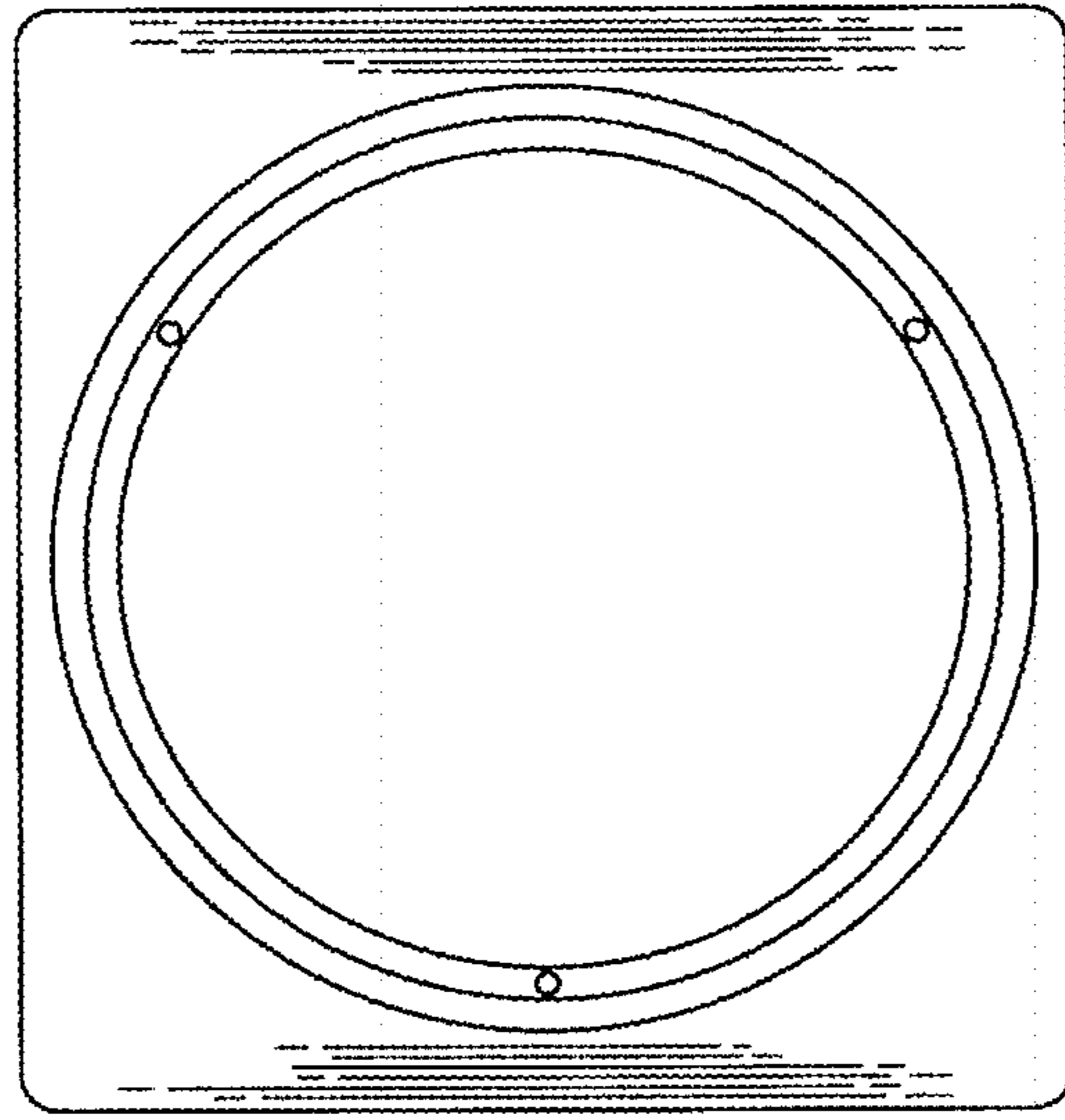


FIG. 7