



US00D930400S

(12) **United States Design Patent** (10) **Patent No.:** **US D930,400 S**
Betham (45) **Date of Patent:** **** Sep. 14, 2021**

- (54) **CERVICAL SUPPORT PILLOW**
- (71) Applicant: **VBetham Trading Pty Ltd.**, Slacks Creek (AU)
- (72) Inventor: **Vincent Betham**, Slacks Creek (AU)
- (73) Assignee: **VBetham Trading Pty. Ltd.**, Slacks Creek (AU)
- (**) Term: **15 Years**
- (21) Appl. No.: **29/746,859**
- (22) Filed: **Aug. 18, 2020**
- (51) **LOC (13) Cl.** **06-09**
- (52) **U.S. Cl.**
USPC **D6/601**
- (58) **Field of Classification Search**
USPC D6/582-583, 587-592, 595-609,
D6/617-622; D21/803-809; D24/183
CPC A47G 9/00; A47G 2009/001; A47G
2009/002; A47G 2009/003; A47G 9/10;
A47G 9/1009; A47G 2009/1018; A47G
9/1045; A47G 9/1081; A47G 9/109
See application file for complete search history.

(56) **References Cited**

U.S. PATENT DOCUMENTS

- 4,218,792 A * 8/1980 Kogan A47G 9/109
5/636
- D465,686 S * 11/2002 Hwong D6/601
- D497,507 S * 10/2004 Keilhauer D6/601
- D668,092 S * 10/2012 Davis D6/601

- D752,900 S * 4/2016 Ueno D6/601
- D759,991 S * 6/2016 Jing D6/601
- D856,028 S * 8/2019 Zou D6/601
- D869,196 S * 12/2019 Shin D6/601
- D871,109 S * 12/2019 Haw D6/601
- D875,434 S * 2/2020 Yang D6/601
- D880,195 S * 4/2020 Yang D6/601
- D909,791 S * 2/2021 Wang D6/601
- D912,437 S * 3/2021 Yang D6/601
- D913,013 S * 3/2021 Rensin D6/601
- 2015/0265075 A1 * 9/2015 Liu A61F 5/56
5/640
- 2017/0156958 A1 * 6/2017 Roh A47G 9/1081
- 2018/0184822 A1 * 7/2018 Wang A47G 9/109
- 2019/0069698 A1 * 3/2019 Lin A47C 20/02

* cited by examiner

Primary Examiner — Jennifer L Rempfer

(74) *Attorney, Agent, or Firm* — Eric Karich; Karich & Associates

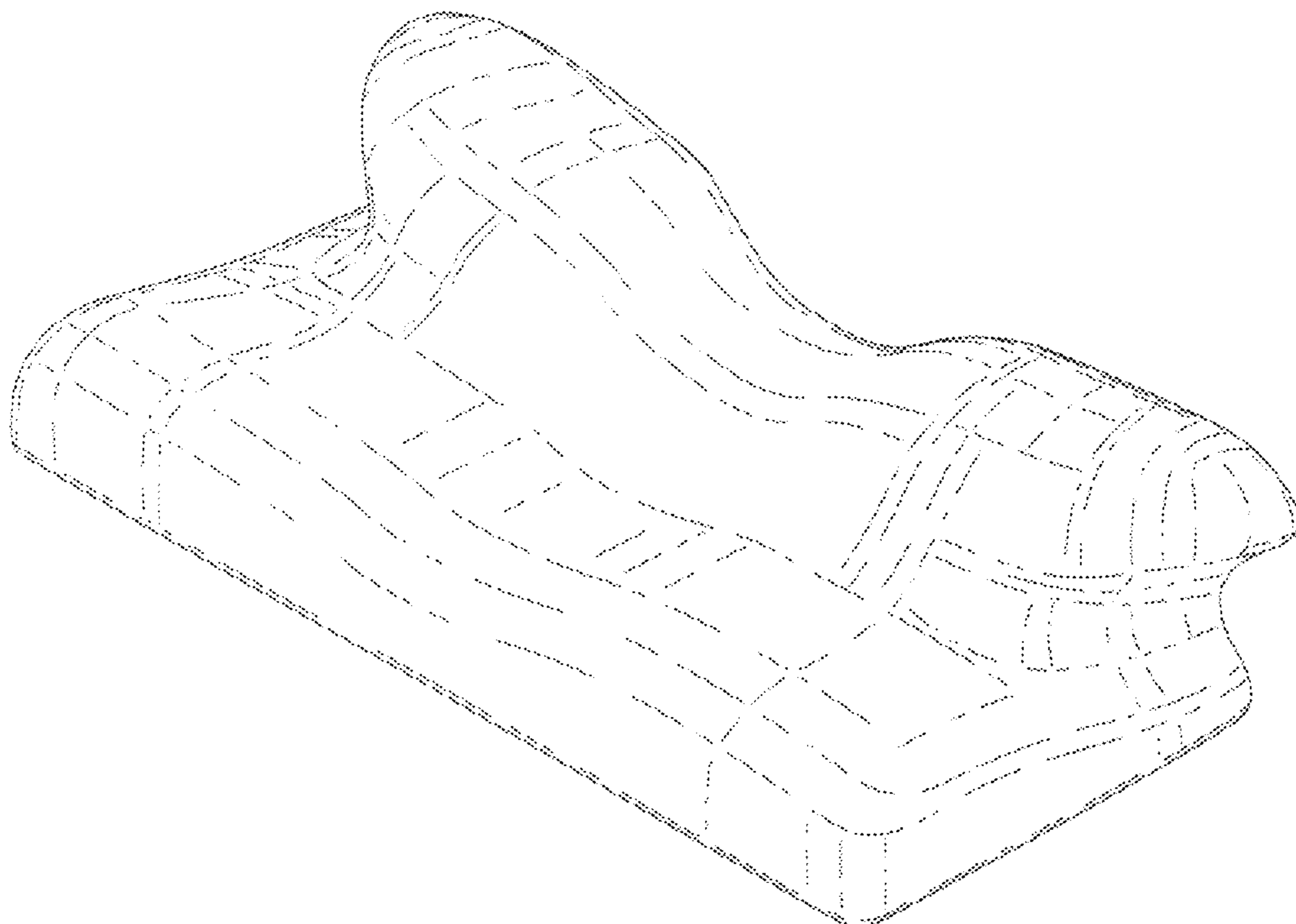
(57) **CLAIM**

The ornamental design for a cervical support pillow, as shown and described.

DESCRIPTION

FIG. 1 is a perspective view of a cervical support pillow, showing my new design;
 FIG. 2 is a front elevational view thereof;
 FIG. 3 is a rear elevational view thereof;
 FIG. 4 is a left side elevational view thereof;
 FIG. 5 is a right side elevational view thereof;
 FIG. 6 is a top plan view thereof; and,
 FIG. 7 is a bottom plan view thereof.

1 Claim, 4 Drawing Sheets



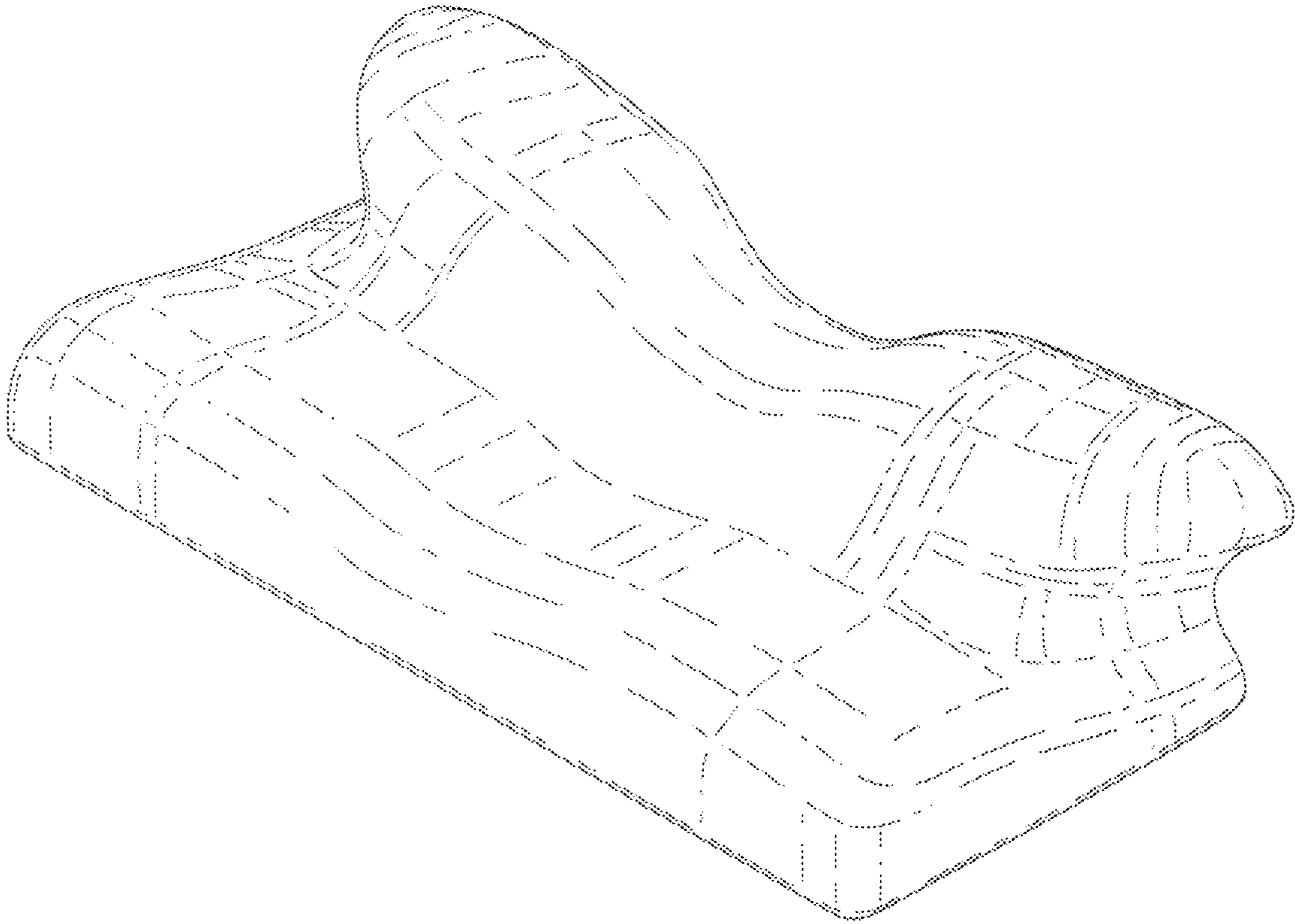


Fig. 1

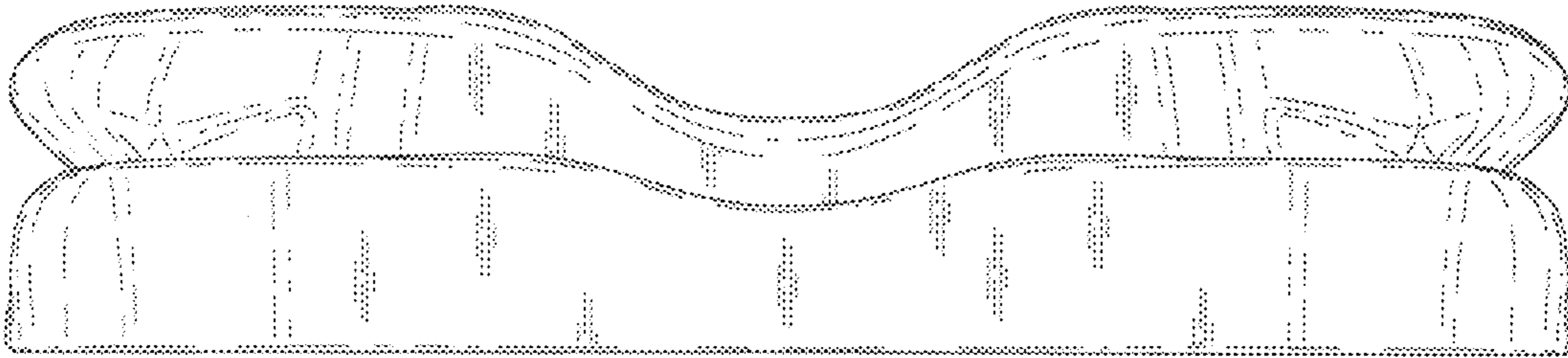


Fig. 2

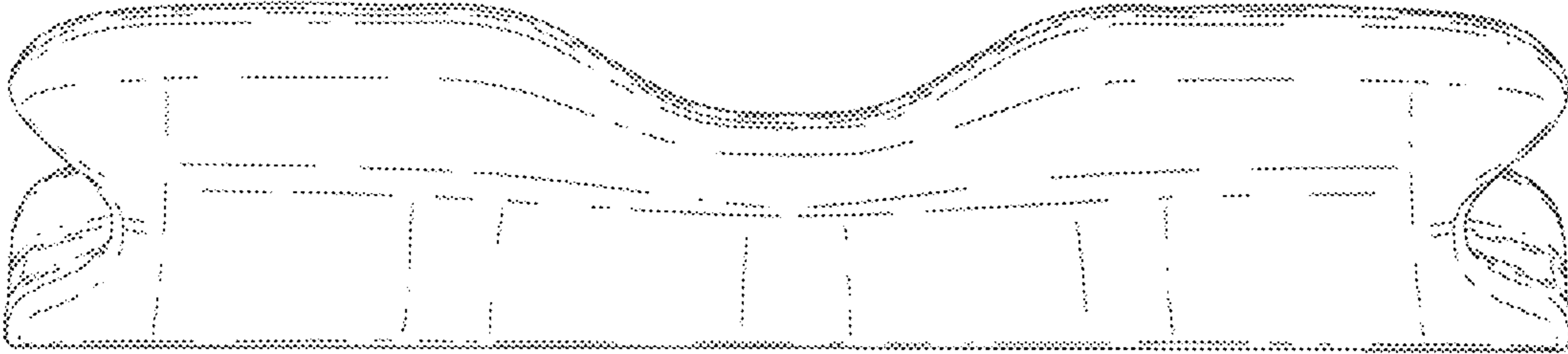


Fig. 3




Fig. 4

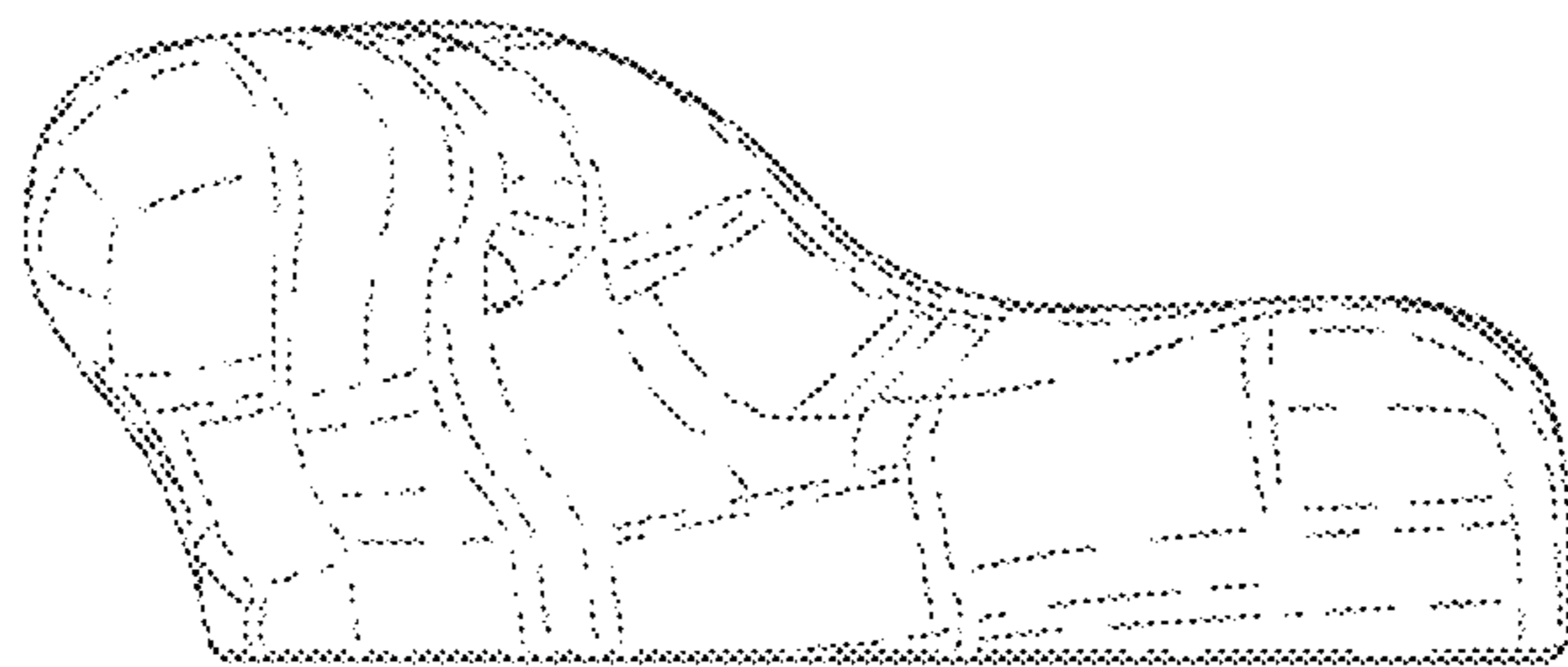


Fig. 5

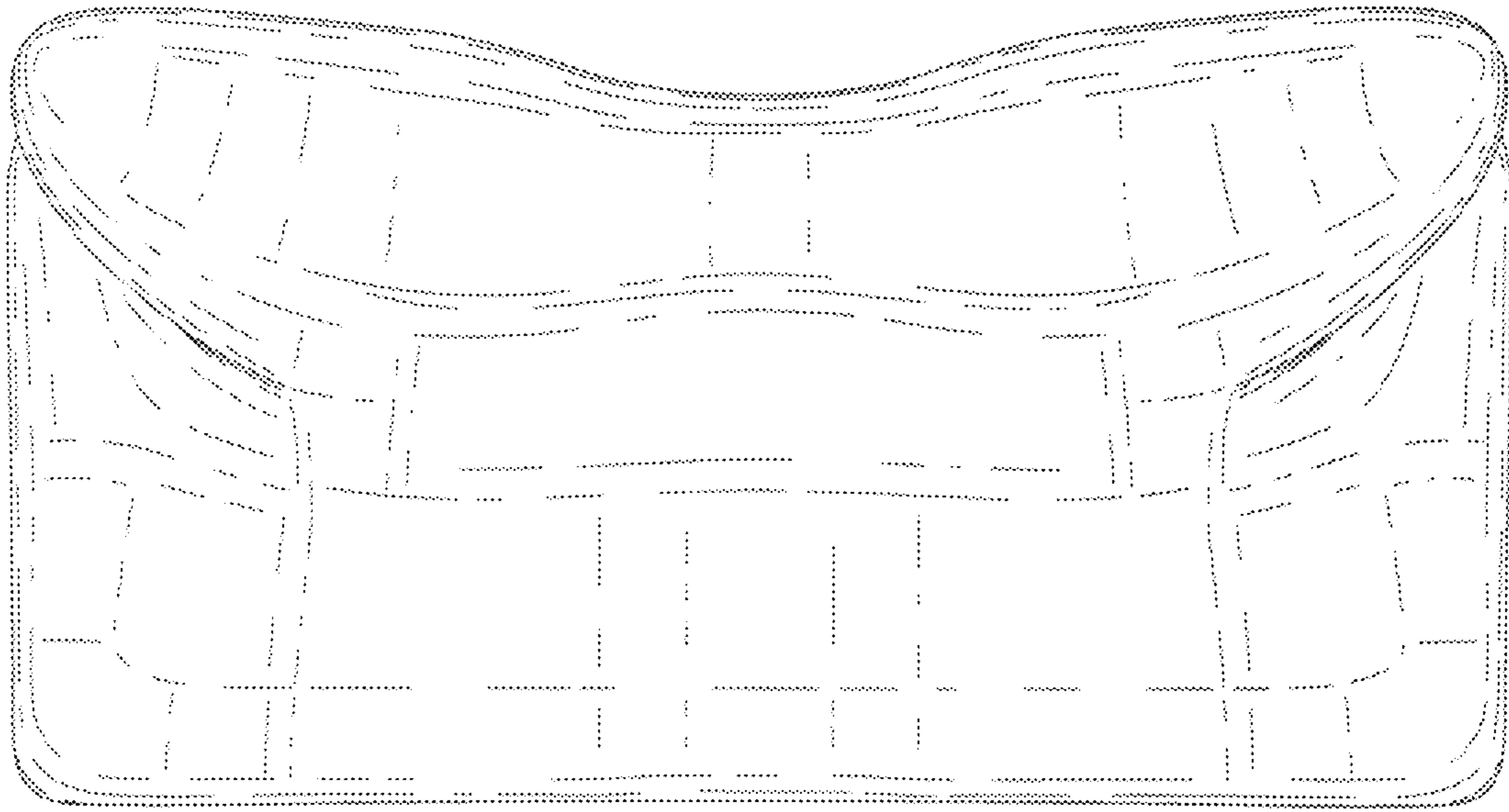


Fig. 6

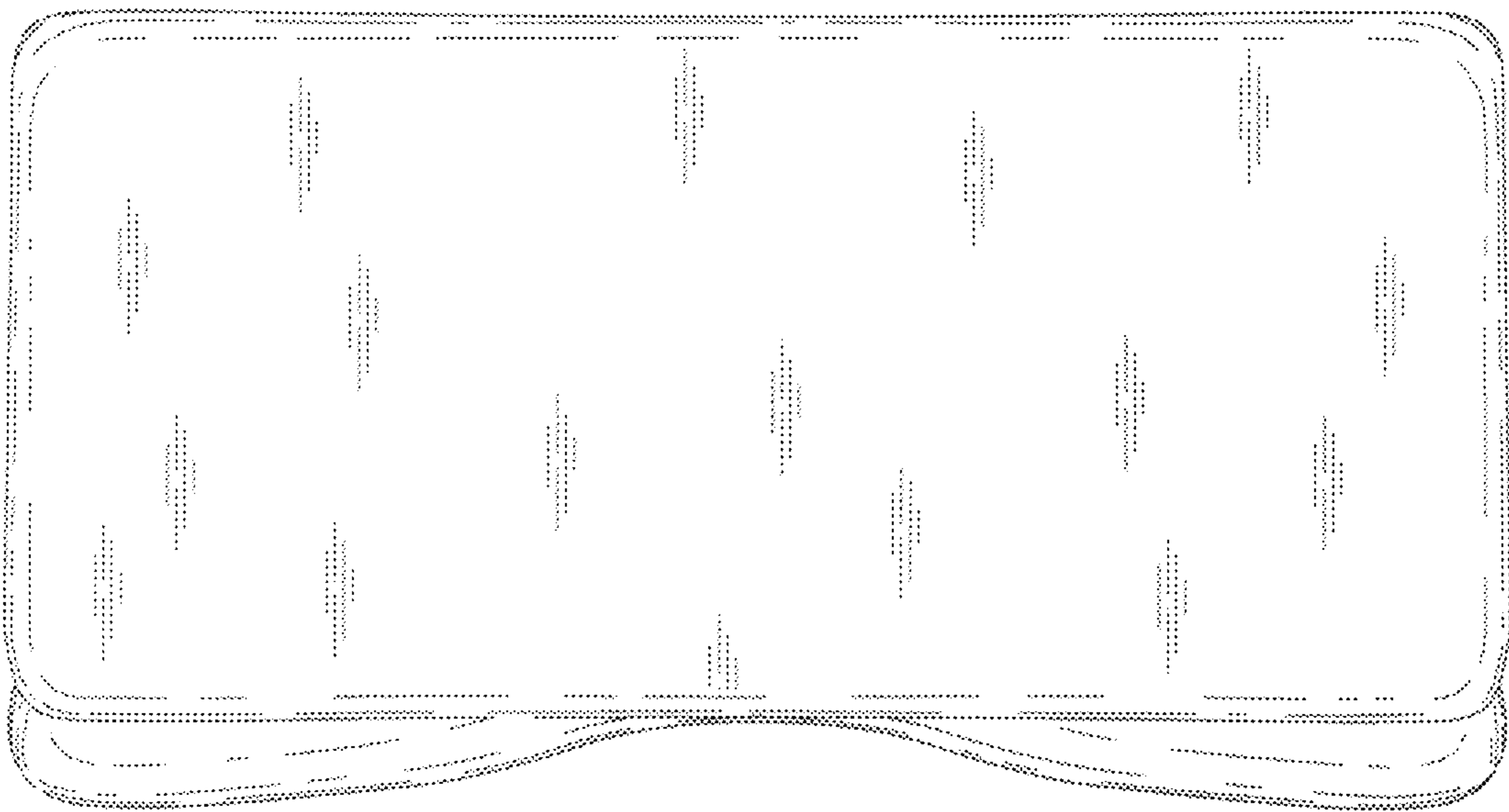


Fig. 7