



US00D930396S

(12) **United States Design Patent** (10) **Patent No.:** **US D930,396 S**
Barter (45) **Date of Patent:** **** Sep. 14, 2021**

(54) **PILLOW CASE**
(71) Applicant: **Sysco Guest Supply, LLC**, Somerset, NJ (US)
(72) Inventor: **Richard C. Barter**, Somerset, NJ (US)
(73) Assignee: **Sysco Guest Supply, LLC**, Somerset, NJ (US)
(**) Term: **15 Years**
(21) Appl. No.: **29/692,102**
(22) Filed: **May 22, 2019**
(51) **LOC (13) Cl.** **06-09**
(52) **U.S. Cl.**
USPC **D6/601**
(58) **Field of Classification Search**
USPC D6/582-583, 587-592, 595-609, D6/617-622; D21/803-809; D24/183
CPC A47G 9/00; A47G 2009/001; A47G 2009/002; A47G 2009/003; A47G 9/10; A47G 9/1009; A47G 2009/1018; A47G 9/1045; A47G 9/1081; A47G 9/109; A47G 9/0253
See application file for complete search history.

(56) **References Cited**
U.S. PATENT DOCUMENTS
2,545,970 A * 3/1951 Rand A47G 9/0253 5/490
D279,990 S * 8/1985 Gerber D19/3
D379,198 S * 5/1997 Dowda 229/68.1
5,940,909 A * 8/1999 Sapp A47G 9/0253 5/490
D415,195 S * 10/1999 Kinkel D19/3
6,971,128 B1 * 12/2005 McGrath A47G 9/0253 5/482
7,181,790 B2 * 2/2007 Wirtz A47G 9/0261 5/501

D649,587 S * 11/2011 Nemeth D19/1
D728,271 S * 5/2015 Cohen D6/601
D778,637 S * 2/2017 Barry D6/601
D781,075 S * 3/2017 Cohen D6/601
D824,190 S * 7/2018 Engelhardt D6/601
D897,133 S * 9/2020 Kleinman D6/603
10,881,225 B1 * 1/2021 Bernick A47G 9/04
2007/0256241 A1 * 11/2007 Harmon A47G 9/0253 5/489
2010/0050341 A1 * 3/2010 Tepper A47G 9/0261 5/488
2010/0319126 A1 * 12/2010 Craib A47G 9/0253 5/490
2012/0227185 A1 * 9/2012 Batiste A47G 9/0238 5/641
2014/0000037 A1 * 1/2014 Donohue A47G 9/0253 5/639
2014/0261193 A1 * 9/2014 Smith A01K 1/0353 119/28.5
2014/0331405 A1 * 11/2014 Wetmore A47G 9/0261 5/488

(Continued)

Primary Examiner — Jennifer L Rempfer
(74) *Attorney, Agent, or Firm* — Bracewell LLP; Brad Y. Chin; Vivek P. Shankam

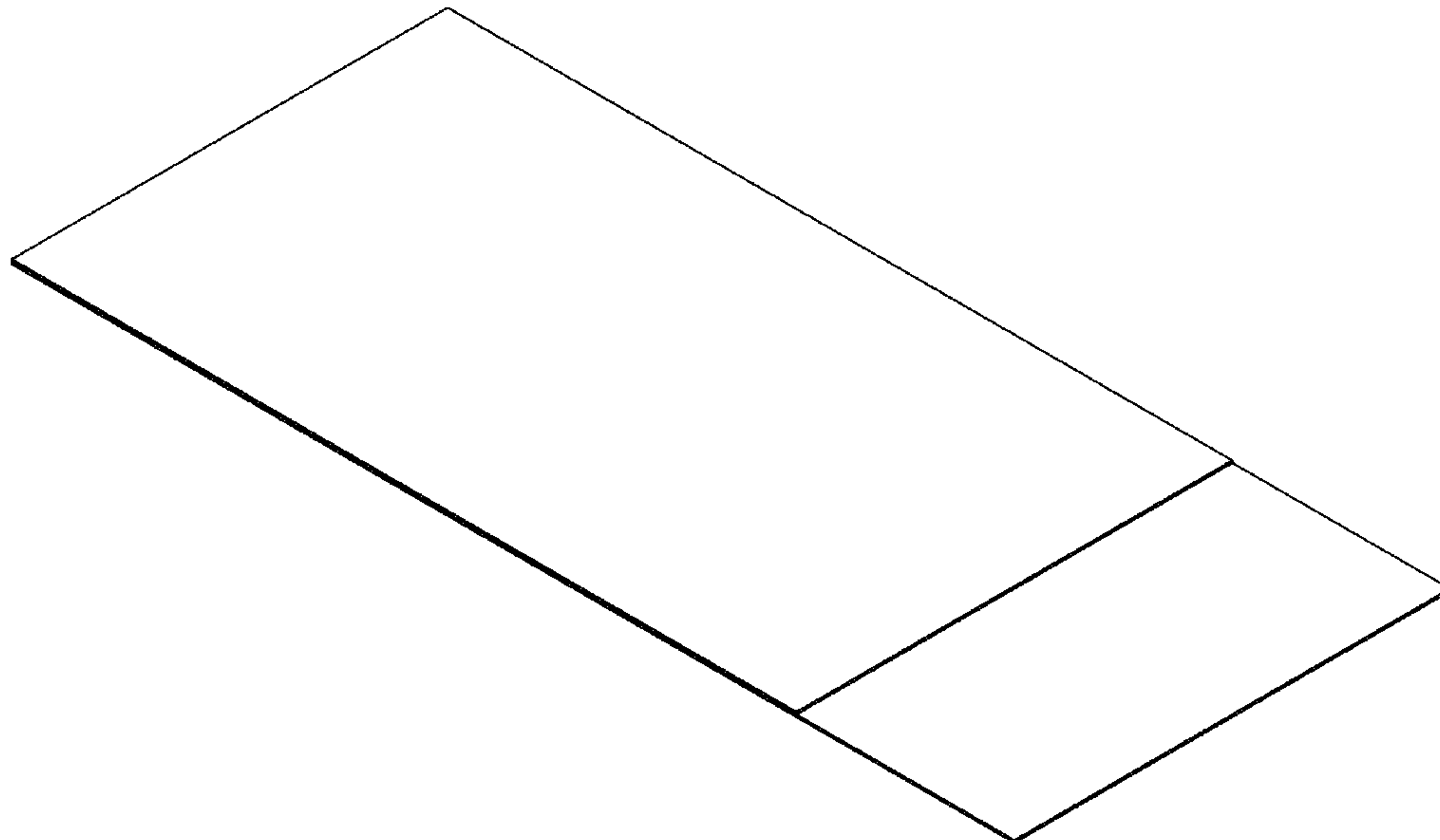
(57) **CLAIM**

The ornamental design for a pillow case, substantially as shown and described.

DESCRIPTION

FIG. 1 is an isometric view of a pillow case;
FIG. 2 is a front perspective view of a pillow case;
FIG. 3 is a bottom elevational view thereof;
FIG. 4 is a rear perspective view of the pillow case;
FIG. 5 is a bottom elevational view thereof;
FIG. 6 is a right side elevational view of the pillow case in FIG. 1; and,
FIG. 7 is a left side view of the pillow case in FIG. 1.

1 Claim, 4 Drawing Sheets



(56)

References Cited

U.S. PATENT DOCUMENTS

2015/0101538 A1* 4/2015 Murphy A01K 1/0107
119/169
2015/0282634 A1* 10/2015 Klinkel A47G 9/1027
5/636
2016/0007775 A1* 1/2016 Lusk A47G 9/0253
5/490
2016/0347509 A1* 12/2016 Callan A61G 7/0503
2017/0071368 A1* 3/2017 Pelaez A47G 9/0261
2019/0099017 A1* 4/2019 Goldberg A47G 9/0261
2019/0223630 A1* 7/2019 Phan A47G 9/0261
2019/0343306 A1* 11/2019 Muthanandam A47G 9/0261
2020/0323368 A1* 10/2020 Shook A47G 9/0207
2020/0405999 A1* 12/2020 Goodstadt A47C 31/005
2021/0120984 A1* 4/2021 Pegues B32B 5/26
2021/0153670 A1* 5/2021 Maxfield A47G 9/10
2021/0169247 A1* 6/2021 Law A47G 9/0261

* cited by examiner




FIG. 1




FIG. 2



FIG. 3




FIG. 4



FIG. 5



FIG. 6



FIG. 7