

US00D930390S

(12) **United States Design Patent** (10) **Patent No.:** **US D930,390 S**
Bien (45) **Date of Patent:** **** Sep. 14, 2021**

(54) **EXERCISE PRAYER MAT**
(71) Applicant: **Romeo Bien**, Phillipsburg, NJ (US)
(72) Inventor: **Romeo Bien**, Phillipsburg, NJ (US)
(**) Term: **15 Years**

2013/0251963 A1 9/2013 Dandapure
2014/0259399 A1 9/2014 Tsai
2017/0197108 A1 7/2017 Eddins
2018/0353800 A1 12/2018 Calvaruso

FOREIGN PATENT DOCUMENTS

WO 2017208120 12/2017

(21) Appl. No.: **29/708,565**

OTHER PUBLICATIONS

(22) Filed: **Oct. 8, 2019**
(51) **LOC (13) Cl.** **06-11**
(52) **U.S. Cl.**
USPC **D6/582**
(58) **Field of Classification Search**
USPC D6/576, 582-589, 592, 597, 609;
D8/374; D19/9; D32/57
CPC A47G 27/0206; A47G 27/0212; A47G
27/0218; A47G 27/0225; A47G 27/0237;
A47G 27/0281; A47K 3/002; A47L
23/26; A47L 23/266; A63B 21/4037;
A63B 6/00
See application file for complete search history.

Non-Slip Doormat by ZKGK. Sold by Walmart. Sep. 15, 2019.
Accessed on Apr. 15, 2021 (Year: 2019).*
“Cartoon Sword in Stone Rug” by Mario’s. Sold by Society6.
Accessed on Apr. 15, 2021 (Year: 2021).*
“Philippians 4:13 Inspiring Bible Verse Yoga Mat” by studiocitrine.
Sold by Society6. Accessed on Apr. 15, 2021 (Year: 2021).*

* cited by examiner

Primary Examiner — Kevin K Rudzinski
Assistant Examiner — Clare Ann Gannon

(57) **CLAIM**

I claim the ornamental design for an exercise prayer mat, as shown and described.

(56) **References Cited**


DESCRIPTION

U.S. PATENT DOCUMENTS

D347,024 S * 5/1994 Rabus D20/22
D439,097 S * 3/2001 Gibson D6/583
D705,579 S * 5/2014 Lomonico D6/588
9,211,437 B2 12/2015 Saba
9,623,277 B2 4/2017 Thompson
9,623,278 B2 4/2017 Saltzman
D807,077 S 1/2018 Springer
D883,711 S * 5/2020 Hughes D6/583

FIG. 1 is a front view of the exercise prayer mat.
FIG. 2 is a rear view of the claimed design.
FIG. 3 is a right side view of the claimed design.
FIG. 4 is a left side view of the claimed design.
FIG. 5 is a top view of the claimed design.
FIG. 6 is a bottom view of the claimed design; and,
FIG. 7 is a perspective view of the claimed design.

1 Claim, 3 Drawing Sheets






FIG. 2




FIG. 1




FIG. 3

FIG. 4



FIG. 5



FIG. 6




FIG. 7