



US00D930322S

(12) **United States Design Patent** (10) **Patent No.:** **US D930,322 S**
Elisea (45) **Date of Patent:** **** Sep. 14, 2021**

(54) **PACKET**

(71) Applicant: **Daniel Elisea**, San Bernardino, CA
(US)

(72) Inventor: **Daniel Elisea**, San Bernardino, CA
(US)

(**) Term: **15 Years**

(21) Appl. No.: **29/737,194**

(22) Filed: **Jun. 5, 2020**

(51) **LOC (13) Cl.** **01-01**

(52) **U.S. Cl.**
USPC **D1/199; D1/105; D1/130**

(58) **Field of Classification Search**
USPC D1/100–130, 199; 426/77–81, 83, 394,
426/410; D9/703, 706–710, 713;
D3/270, 226, 233, 244, 257, 303;
53/413, 134.2; D19/1–3; 206/219, 804;
383/117, 102, 75, 76, 116, 6
CPC B65D 85/8043; B65D 85/808; B65D
85/8046; B65D 85/812; A47G 19/16
See application file for complete search history.

(56) **References Cited**

U.S. PATENT DOCUMENTS

D60,248 S *	1/1922	Lane	D24/103
2,042,039 A *	5/1936	Cooper	B65D 5/4204 426/77
2,087,771 A *	7/1937	Keller	B65D 85/812 426/83
2,199,406 A *	5/1940	Jablon	A47G 19/16 426/83

D298,061 S *	10/1988	Flury	D24/103
D301,280 S *	5/1989	Craig	D1/102
D346,684 S *	5/1994	Smith	426/82
D472,799 S *	4/2003	Ghatlia	D28/8.1
D574,999 S *	8/2008	Eknoian	D28/7
D626,214 S *	10/2010	Spengler	D24/103
D676,469 S *	2/2013	Vanettes, Jr.	D15/90
D782,325 S *	3/2017	Gray	D9/707
D912,526 S *	3/2021	Suzuki	D9/702

* cited by examiner

Primary Examiner — Katie Jane Stofko
(74) *Attorney, Agent, or Firm* — Cionca IP Law P.C.;
Marin Cionca

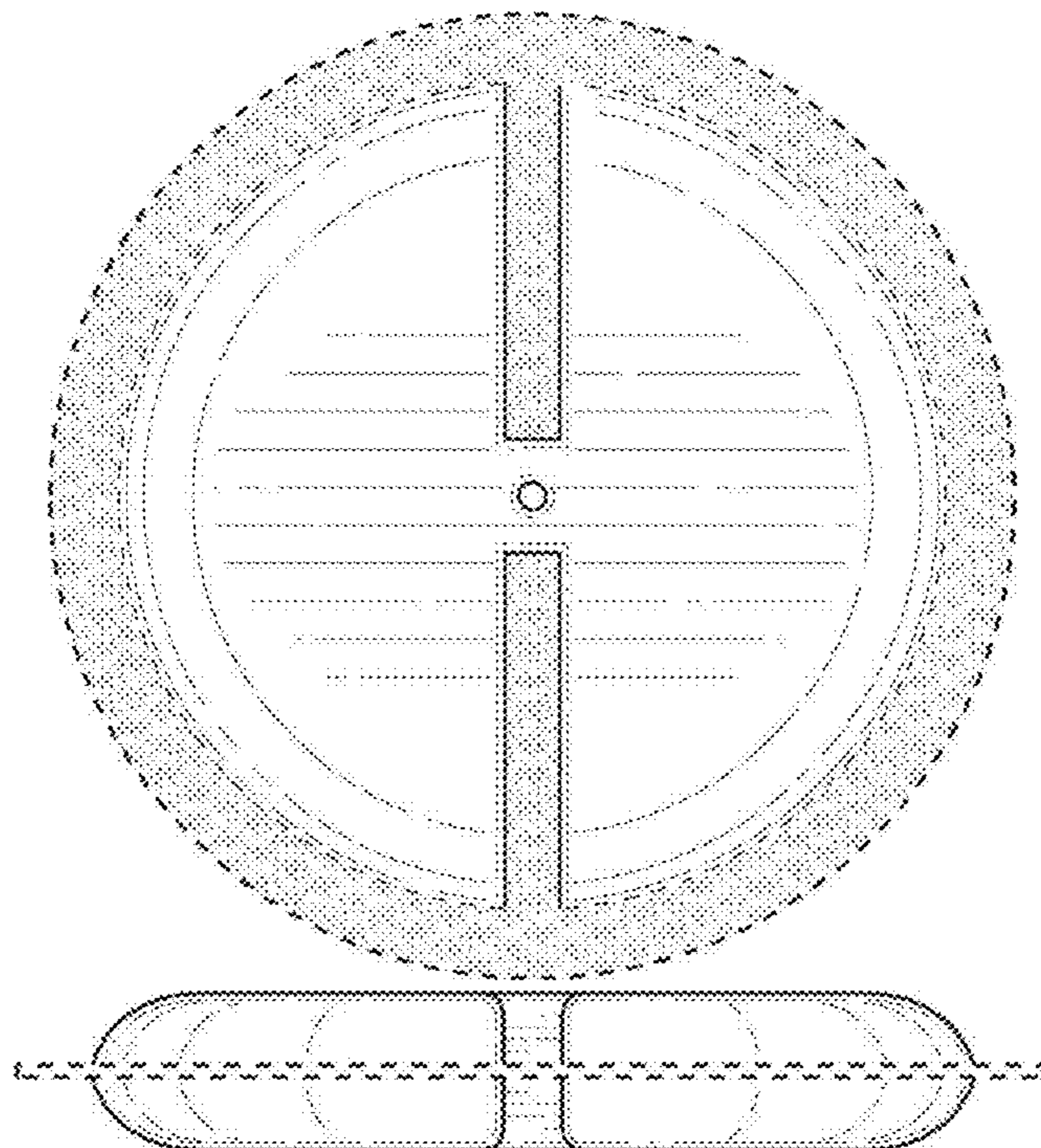
(57) **CLAIM**

The ornamental design for a packet, as shown and described.

DESCRIPTION

FIG. 1 is a perspective view of a packet showing the new design;
FIG. 2 is a front elevation view thereof;
FIG. 3 is a rear elevation view thereof;
FIG. 4 is a top view thereof;
FIG. 5 is a bottom view thereof;
FIG. 6 is a left side view thereof;
FIG. 7 is a right side view thereof; and,
FIG. 8 is a perspective view of the packet in a folded state while in use.
The broken lines shown in FIGS. 1-7 illustrate portions of the packet that form no part of the claimed design. The broken lines illustrating the mug and the hand in FIG. 8 are environment, while the remaining broken lines in FIG. 8 illustrate portions of the packet that form no part of the claimed design.

1 Claim, 5 Drawing Sheets



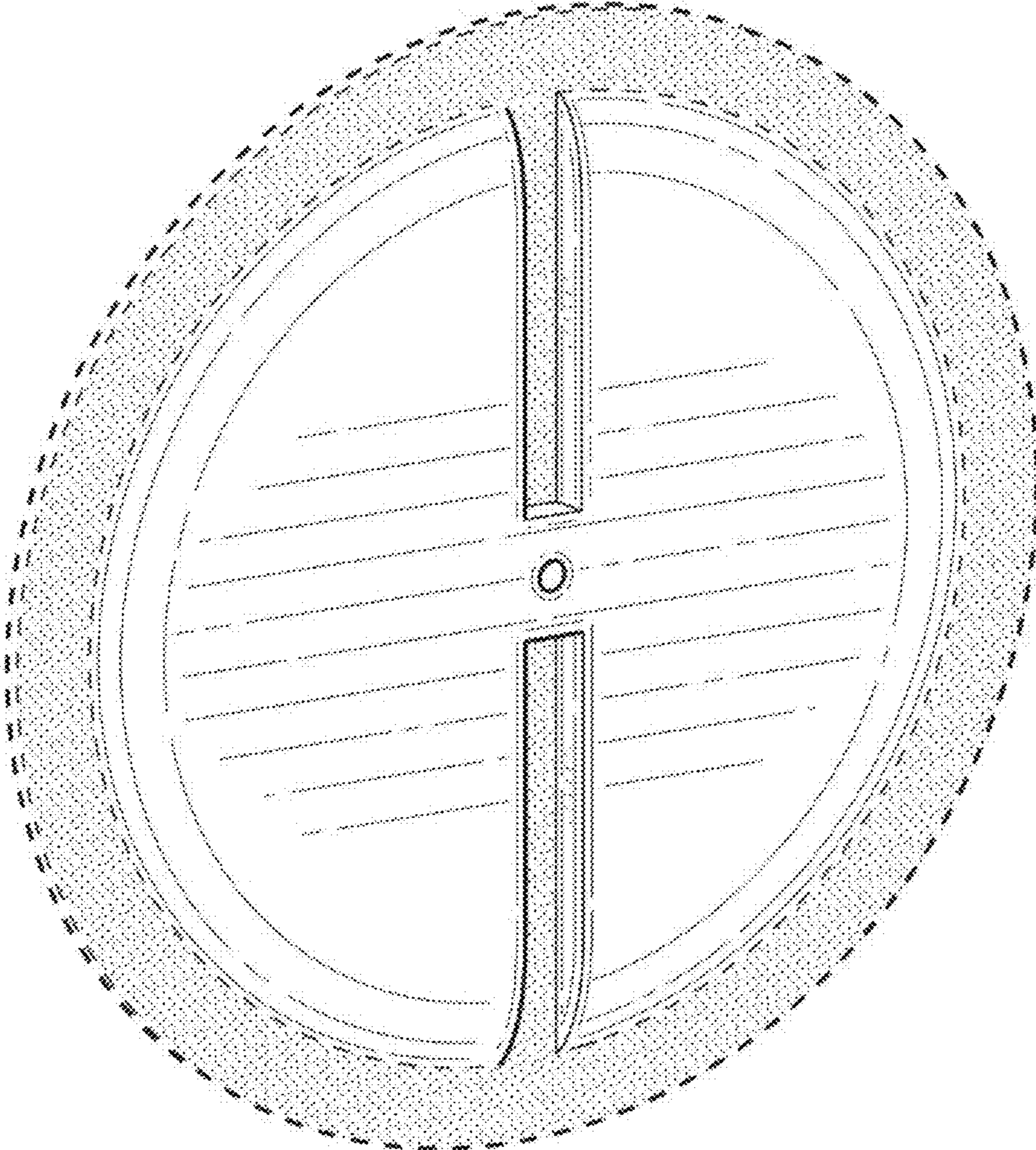


FIG. 1

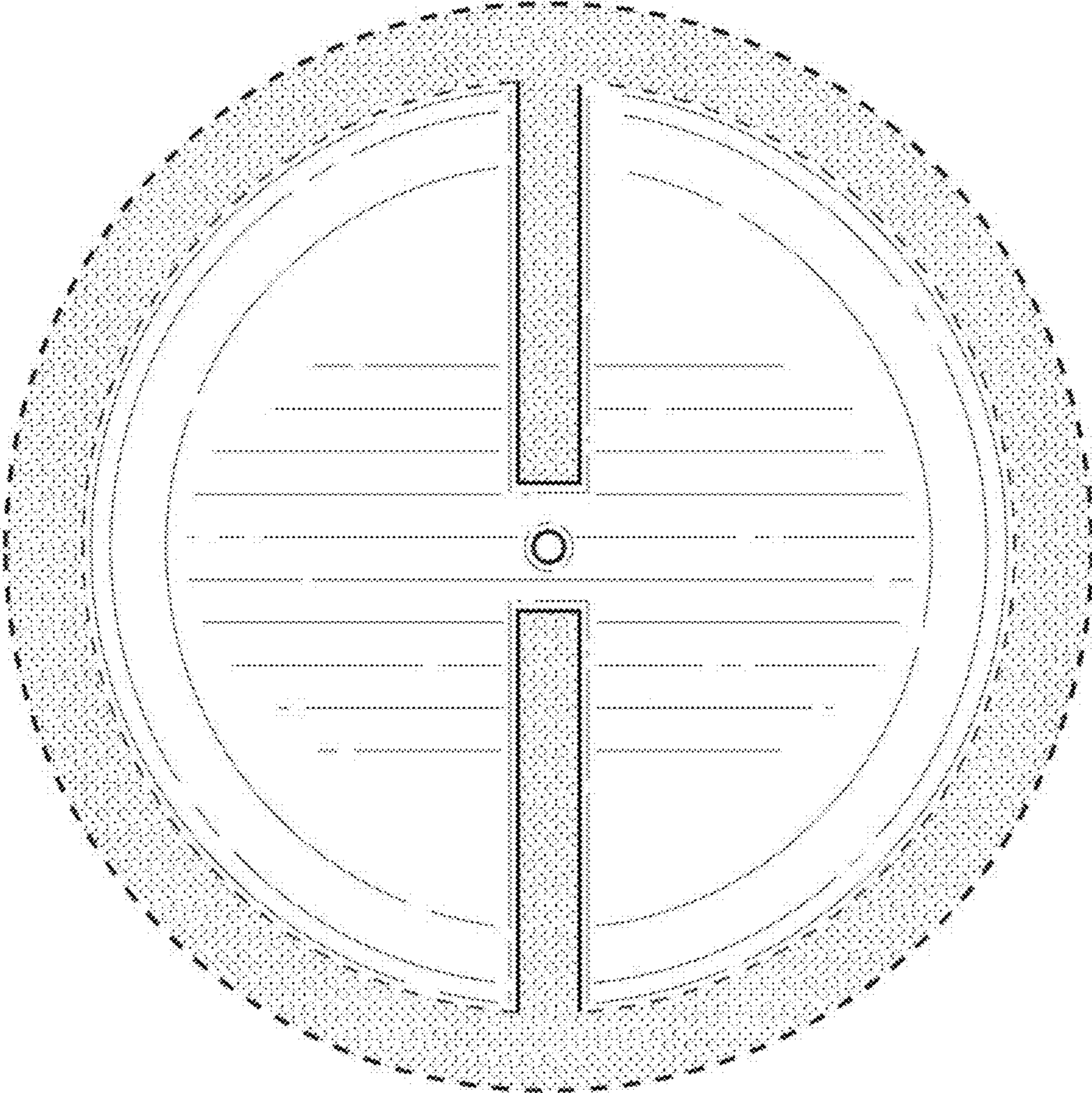


FIG. 2

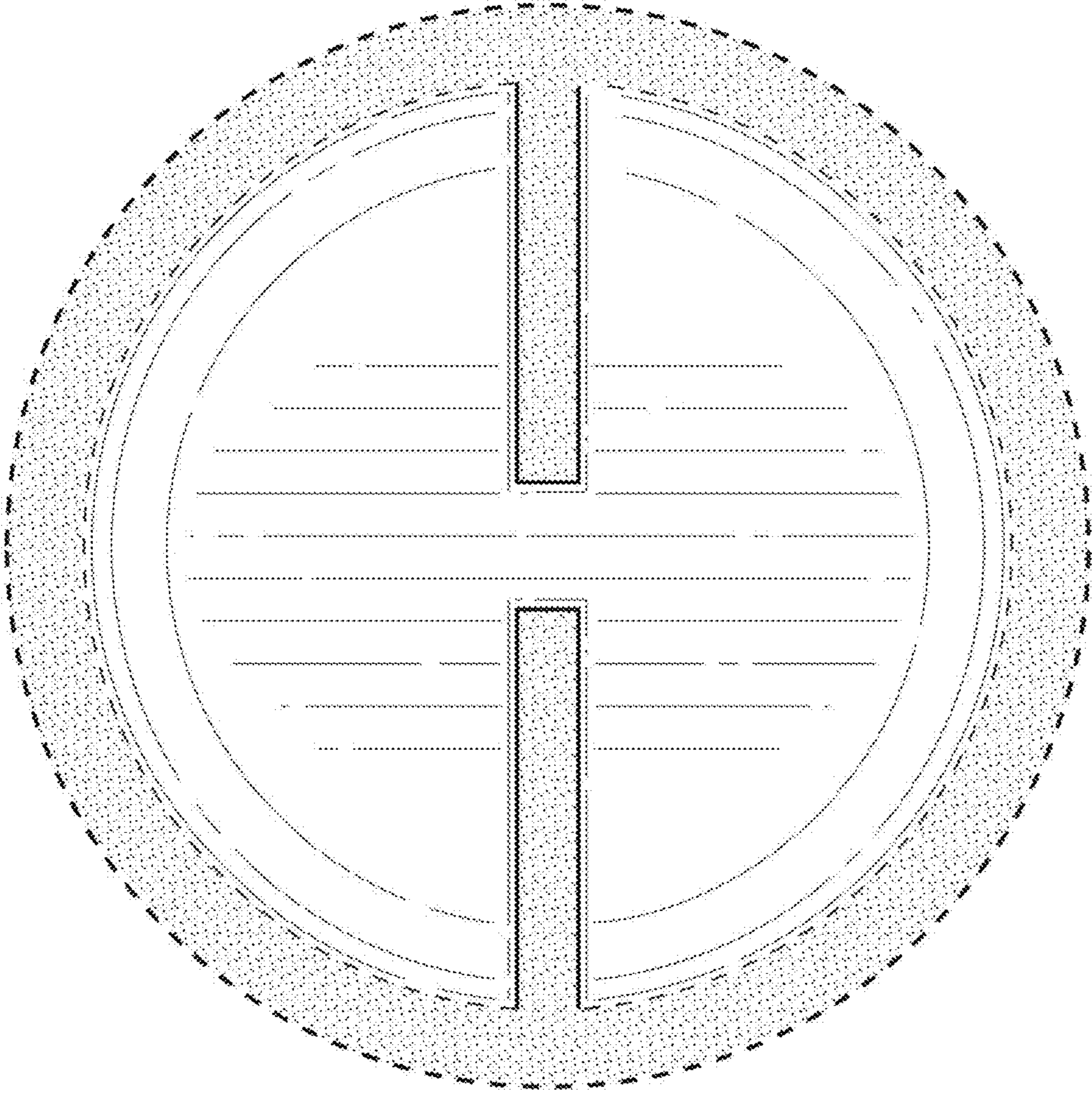


FIG. 3

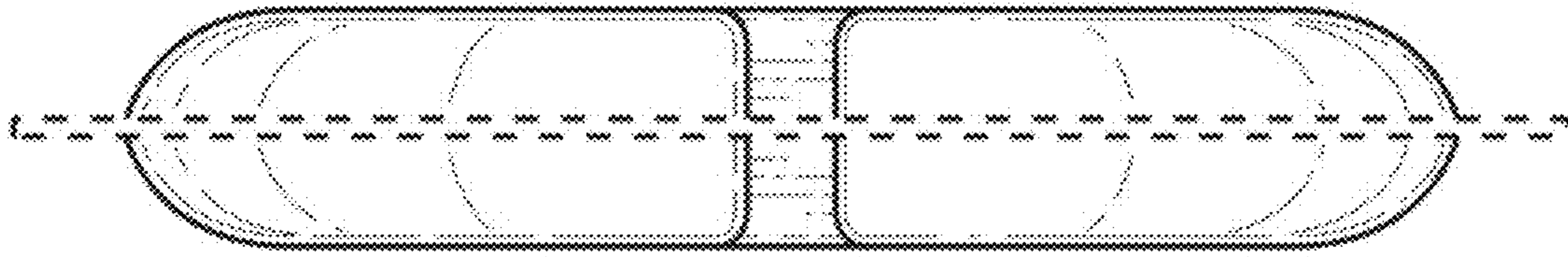


FIG. 4

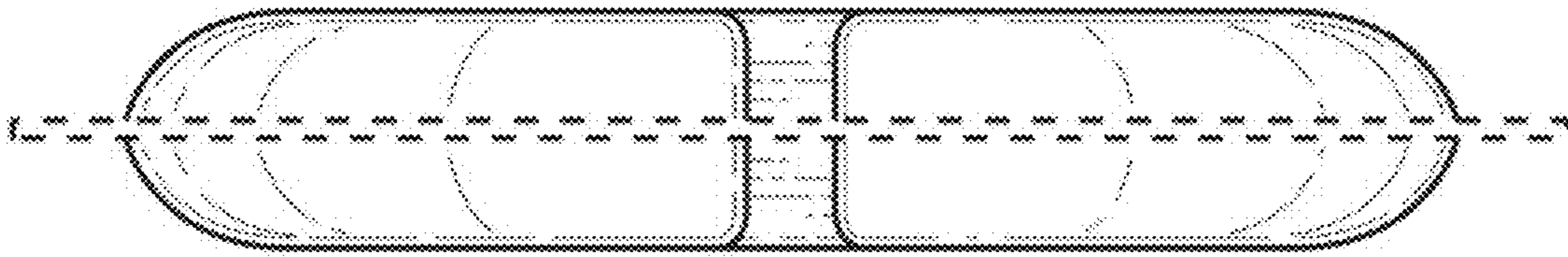


FIG. 5




FIG. 6




FIG. 7

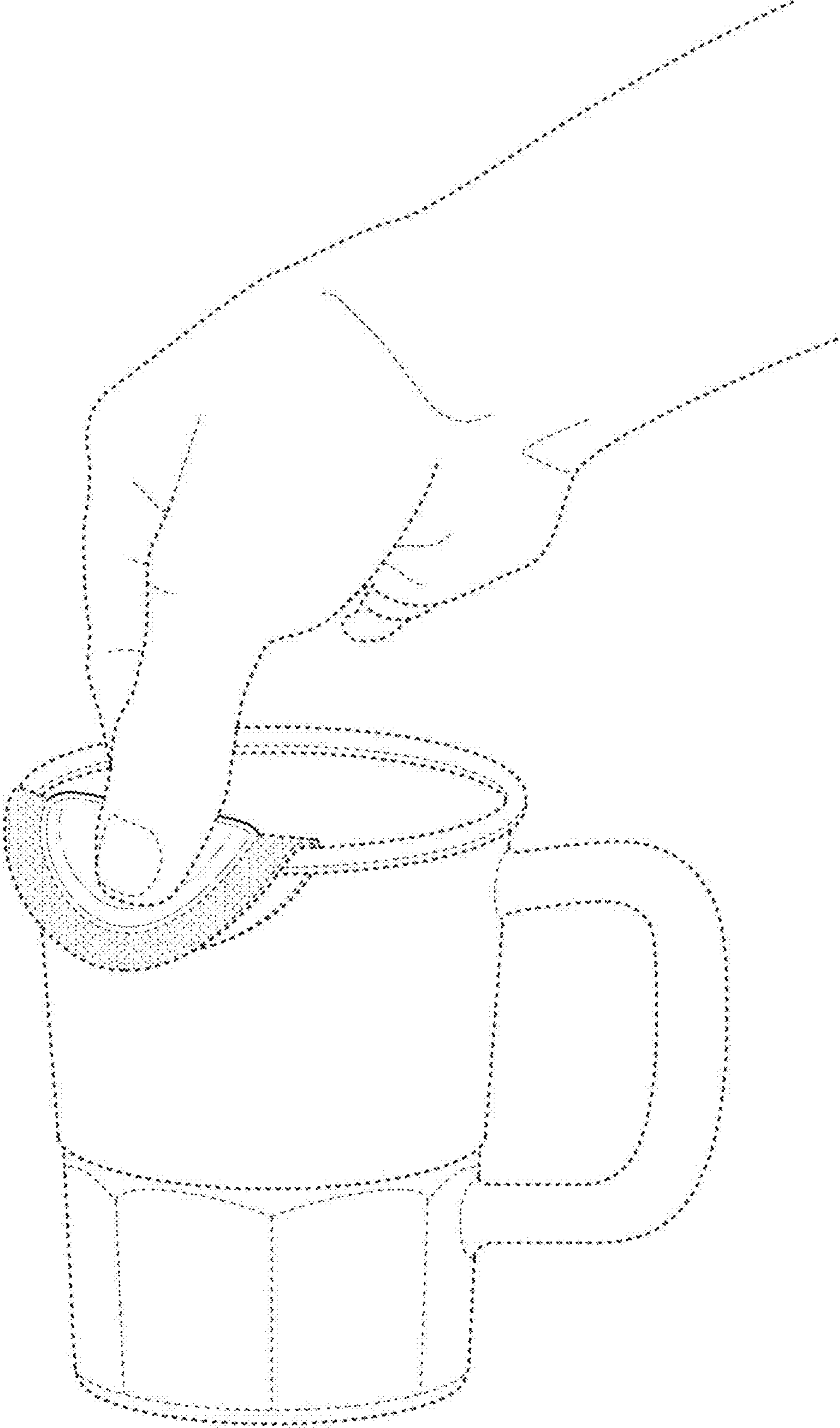


FIG. 8