



US00D930319S

(12) **United States Design Patent**  
**Herbeck et al.**

(10) **Patent No.:** **US D930,319 S**  
(45) **Date of Patent:** **\*\* Sep. 7, 2021**

(54) **FOLDABLY CONSTRUCTED PALLET  
BOTTOM**

D374,324 S 10/1996 Besaw  
D409,814 S 5/1999 Herring  
7,007,613 B2 3/2006 Sketo  
8,739,706 B2 6/2014 Dubois et al.

(71) Applicant: **Green Ox Pallet Technology, LLC**,  
Oklahoma City, OK (US)

*Primary Examiner* — Gino Colan  
(74) *Attorney, Agent, or Firm* — Dorsey & Whitney LLP

(72) Inventors: **Joshua Daniel Herbeck**, Centennial,  
CO (US); **Gregory D. Van de Mark**,  
Centennial, CO (US)

(73) Assignee: **GREEN OX PALLET  
TECHNOLOGY, LLC**, Oklahoma  
City, OK (US)

(57) **CLAIM**

We claim the ornamental design for a foldably constructed  
pallet bottom, as shown and described.

(\*\*) Term: **15 Years**

**DESCRIPTION**

(21) Appl. No.: **29/767,082**

(22) Filed: **Jan. 20, 2021**

**Related U.S. Application Data**

(63) Continuation of application No. 29/670,583, filed on  
Nov. 16, 2018, now Pat. No. Des. 916,422.

(51) **LOC (13) Cl.** ..... **09-08**

(52) **U.S. Cl.**  
USPC ..... **D34/38**

(58) **Field of Classification Search**  
USPC ..... D34/38; 206/386; 108/51.3, 56.1  
CPC ..... B65D 2519/00273; B65D 2519/00069;  
B65D 2519/00293; B65D 19/385; B65D  
2519/00034; B65D 2519/00104; B65D  
2519/00174

See application file for complete search history.

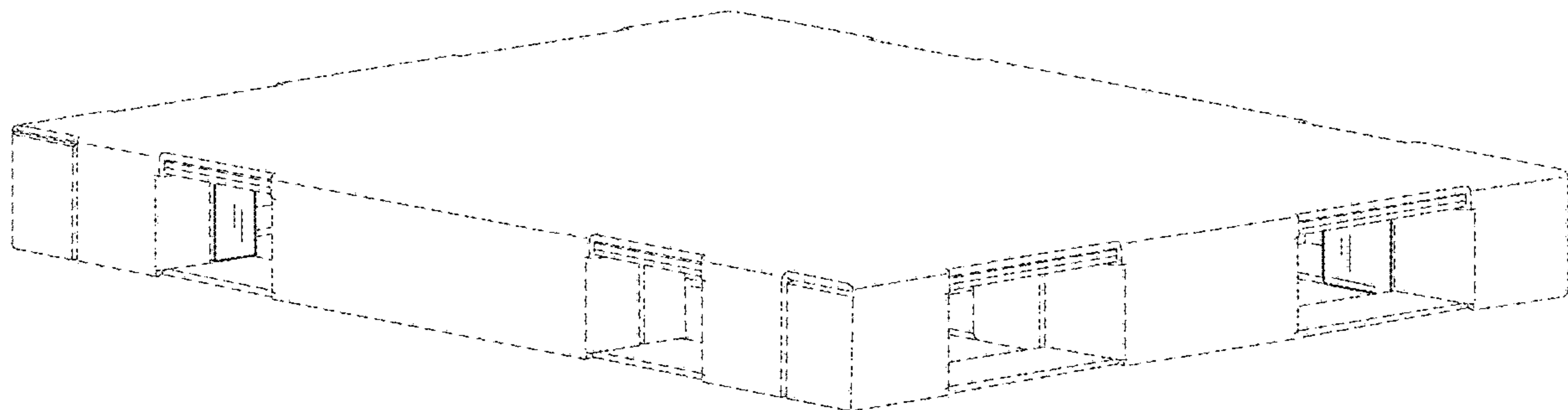
FIG. 1 is an isometric view of a foldably constructed pallet  
bottom connected to a pallet top for illustration purposes.  
The pallet top is shown in dashed lines for environment.  
FIG. 2 is an isometric view of the foldably constructed pallet  
bottom of FIG. 1 with the pallet top removed.  
FIG. 3 is a top plan view of the foldably constructed pallet  
bottom of FIG. 2.  
FIG. 4 is a bottom plan view of the foldably constructed  
pallet bottom of FIG. 2.  
FIG. 5 is a front elevation view of the foldably constructed  
pallet bottom of FIG. 2.  
FIG. 6 is a rear elevation view of the foldably constructed  
pallet bottom of FIG. 2.  
FIG. 7 is a left side elevation view of the foldably con-  
structed pallet bottom of FIG. 2; and,  
FIG. 8 is a right side elevation view of the foldably con-  
structed pallet bottom of FIG. 2.  
The dashed lines in FIG. 1 illustrate a pallet top for envi-  
ronment and form no part of the claimed design. The dashed  
lines in FIGS. 2-8 illustrate portions of the foldably con-  
structed pallet bottom that form no part of the claimed  
design.

(56) **References Cited**

**U.S. PATENT DOCUMENTS**

3,626,860 A 12/1971 Blatt  
5,195,440 A 3/1993 Gottlieb

**1 Claim, 6 Drawing Sheets**



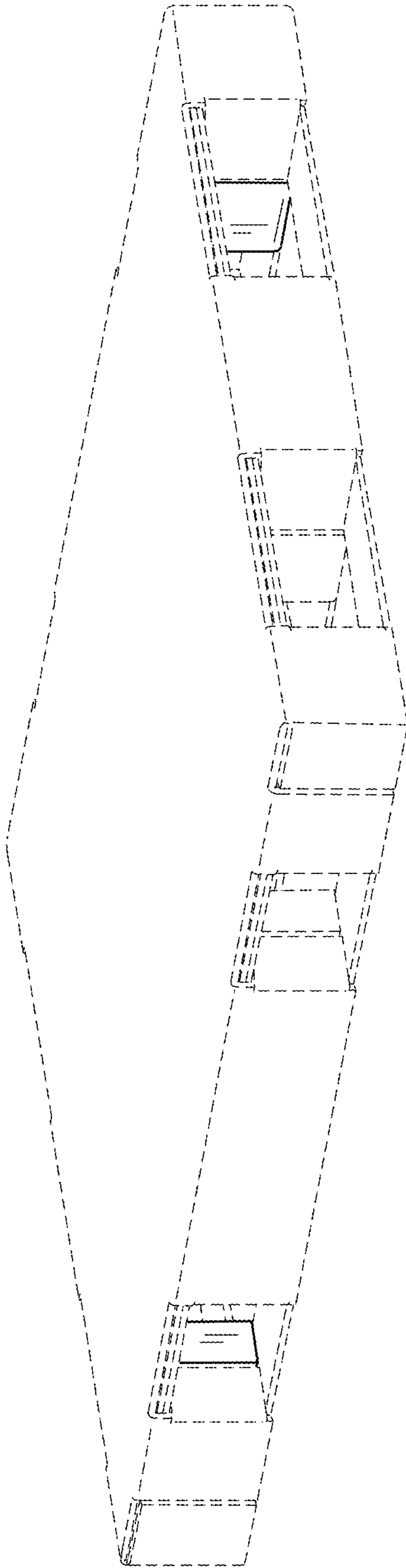


FIG. 1

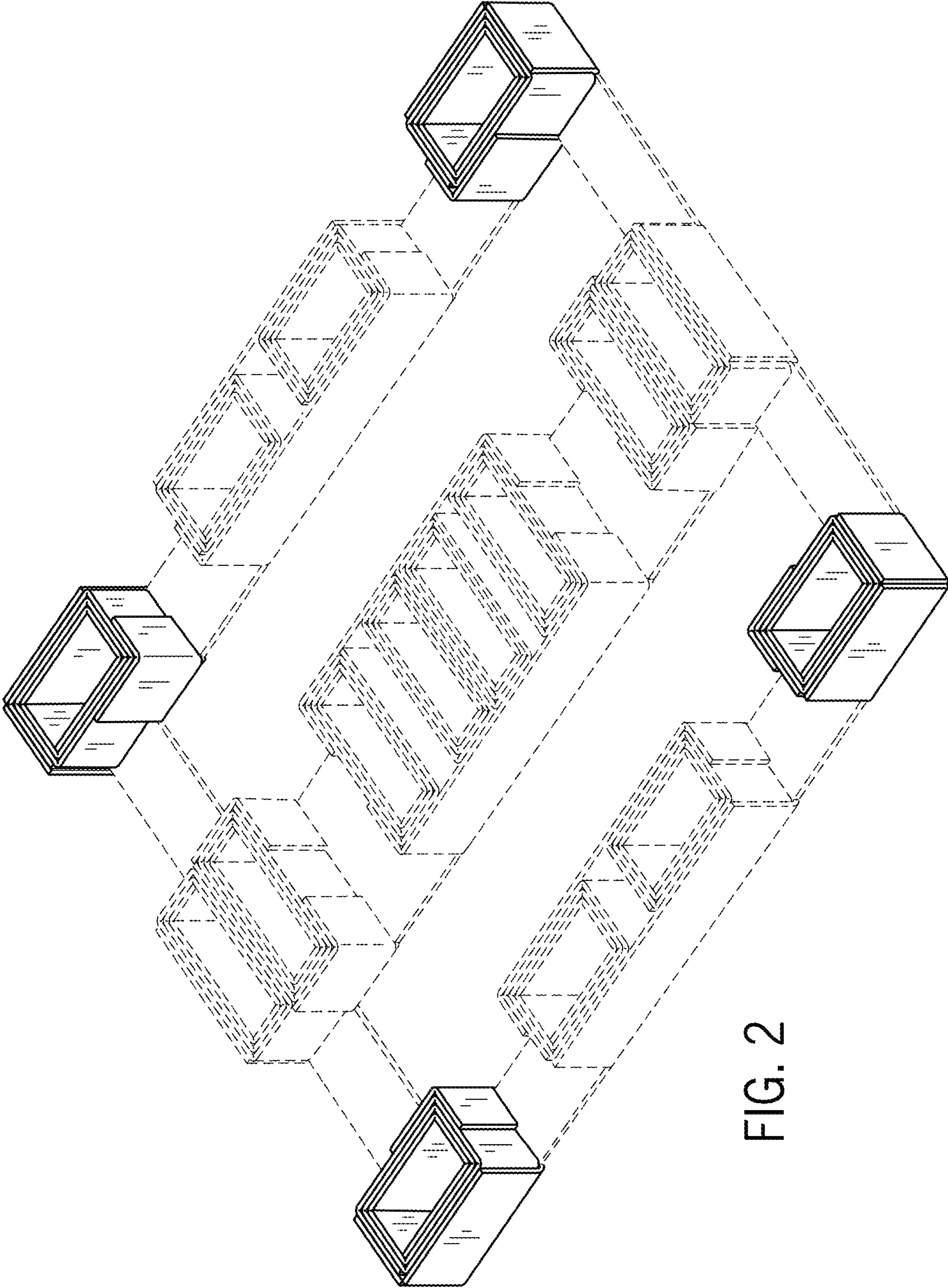


FIG. 2






FIG. 3




FIG. 4




FIG. 5




FIG. 6




FIG. 7




FIG. 8