



US00D930305S

(12) **United States Design Patent** (10) **Patent No.:** **US D930,305 S**
Levandowski (45) **Date of Patent:** **** Sep. 7, 2021**

(54) **WOOL DRYER BALL**
(71) Applicant: **Peter Levandowski**, Mesick, MI (US)
(72) Inventor: **Peter Levandowski**, Mesick, MI (US)
(**) Term: **15 Years**
(21) Appl. No.: **29/739,767**
(22) Filed: **Jun. 29, 2020**
(51) **LOC (13) Cl.** **15-05**
(52) **U.S. Cl.**
USPC **D32/29.1**
(58) **Field of Classification Search**
USPC D3/271.1, 271.2, 201; D23/260, 261,
D23/267, 268; D21/713, 498; D30/160,
D30/121; D32/29.1, 30
CPC . E03D 2009/024; E03D 13/005; E03D 9/032;
A01M 1/2055; A01M 29/12
See application file for complete search history.

D700,412 S * 2/2014 Loebach D32/29.1
D724,802 S * 3/2015 Krenkler D32/29.1
D746,007 S * 12/2015 Oh D32/29

OTHER PUBLICATIONS

<https://www.amazon.com/dp/B085BCYKW7/> By Applicant, Peter Levandowski, on Mar. 13, 2020.
[Dancingsheepdryerballs.com/shop](https://www.facebook.com/dancingsheepdryerballs) By Applicant, Peter Levandowski, on Feb. 22, 2020.
<https://www.facebook.com/dancingsheepdryerballs> By Applicant, Peter Levandowski, on Apr. 17, 2020.
<https://www.amazon.com/dp/B06XDK0266> by Friendsheep Dec. 11, 2017.
<https://www.amazon.com/dp/B083BVWNYH> by Lamb Love Dec. 31, 2019.
<https://www.amazon.com/dp/B07VMZJ1LD> By Nervana Oct. 23, 2018.

* cited by examiner

Primary Examiner — Michelle E. Wilson
(74) *Attorney, Agent, or Firm* — Mitchell Law PLLC;
Matthew W. Mitchell

(56) **References Cited**

U.S. PATENT DOCUMENTS

3,706,140 A * 12/1972 Brillaud D06F 58/203
34/60
4,532,719 A * 8/1985 Davies C11D 9/007
34/389
4,532,722 A * 8/1985 Sax D06F 58/203
34/60
D393,671 S * 4/1998 Honaker D21/707
D396,904 S * 8/1998 Leu D32/713
D516,261 S * 2/2006 Roberts D32/25
D583,519 S * 12/2008 Roberts D32/29.1
D600,867 S * 9/2009 Howe D32/29.1
D624,260 S * 9/2010 Lane D32/35
D638,593 S * 5/2011 Cheng D32/29.1
D646,447 S * 10/2011 Lozano D32/29.1
D646,448 S * 10/2011 Cheng D32/29.1
D646,449 S * 10/2011 Cheng D32/29.1
D652,592 S * 1/2012 Le D32/29.1

(57) **CLAIM**

The ornamental design for a wool dryer ball, as shown.

DESCRIPTION

FIG. 1 is a front perspective view of the wool dryer ball of the present invention;
FIG. 2 is a front view thereof;
FIG. 3 is a rear view thereof;
FIG. 4 is a left-side view thereof;
FIG. 5 is a right-side view thereof;
FIG. 6 is a top plan view thereof; and,
FIG. 7 is a bottom plan view thereof.

1 Claim, 7 Drawing Sheets





FIG. 1



FIG. 2




FIG. 3

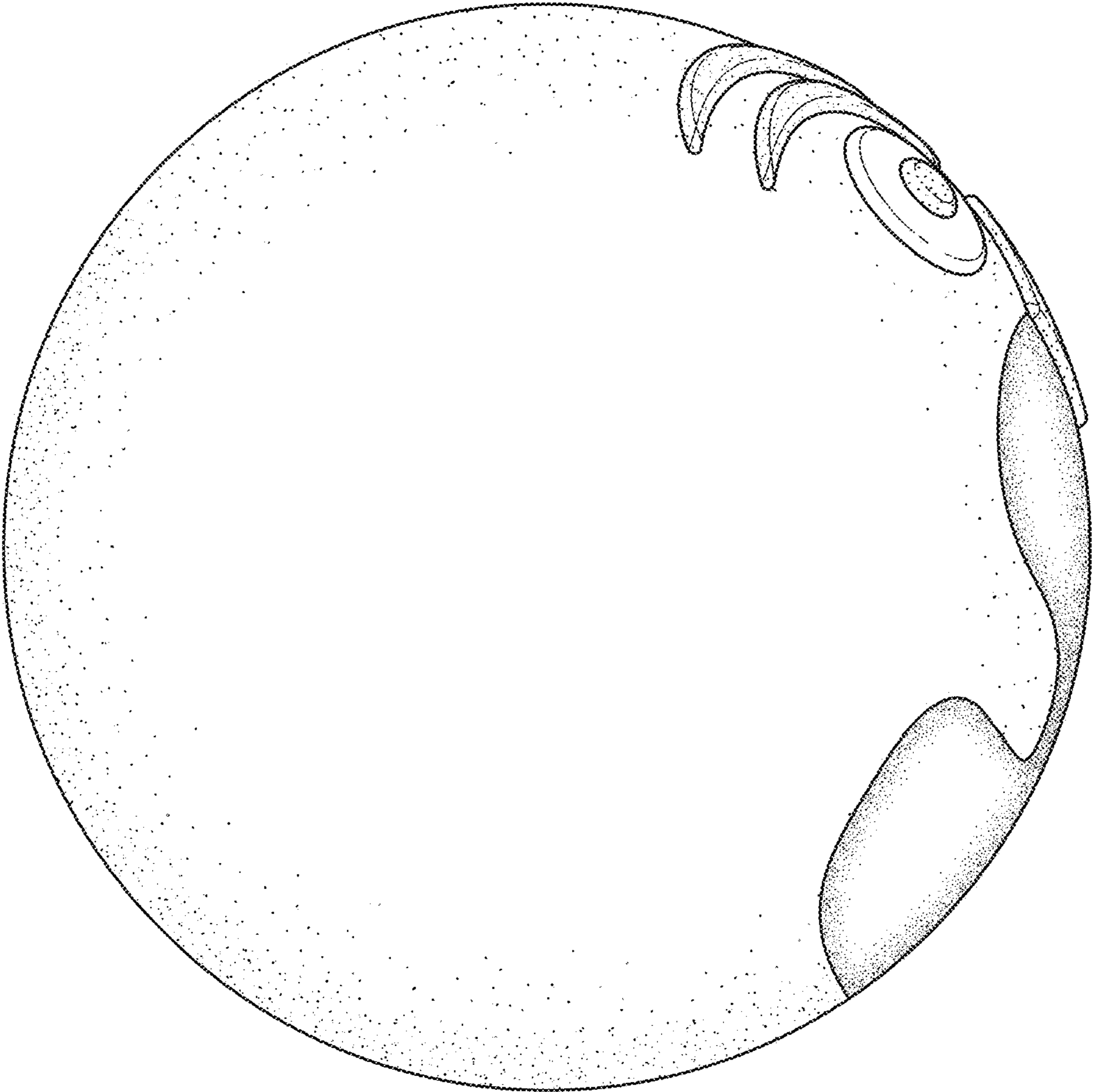


FIG. 4

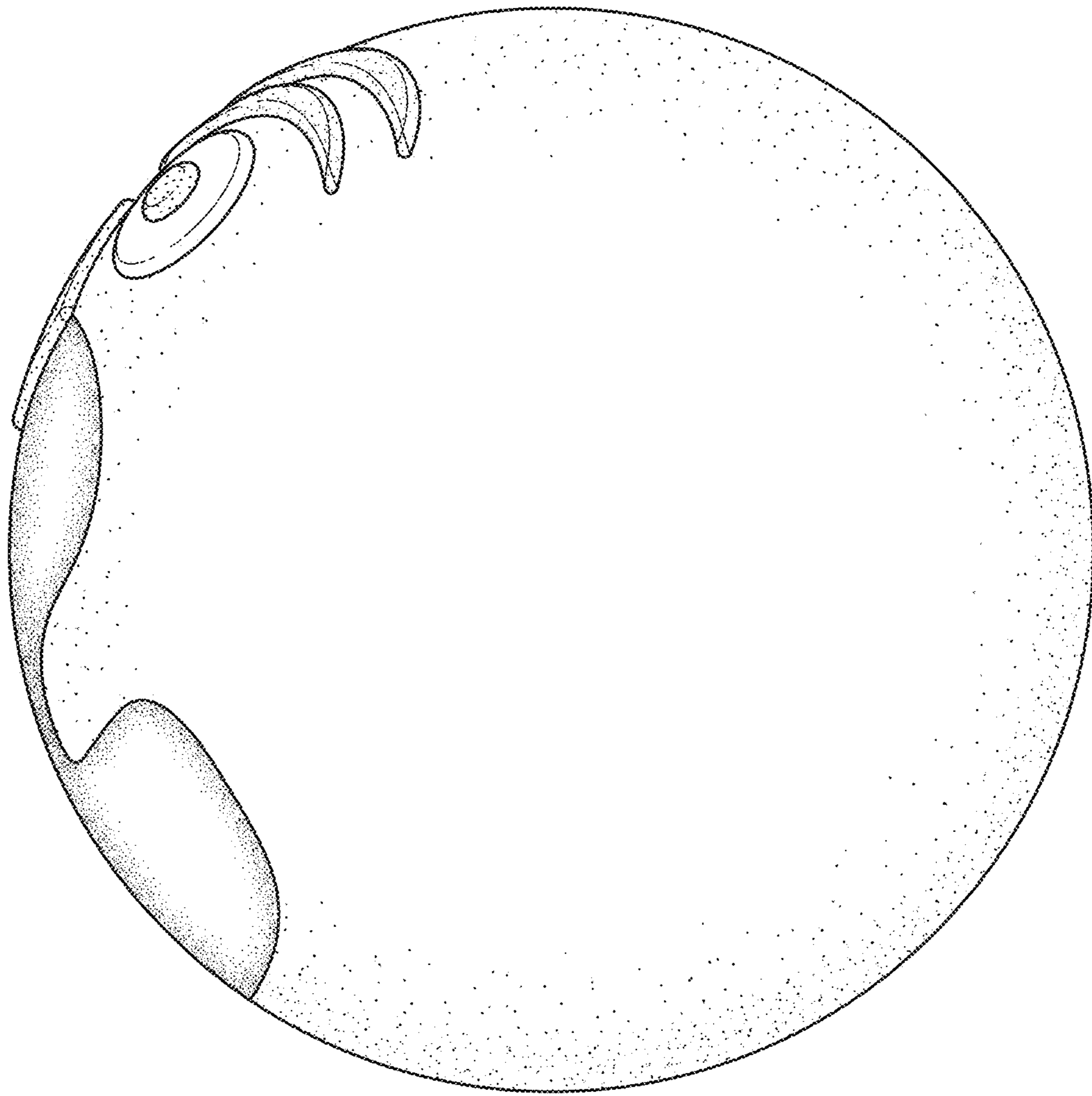


FIG. 5




FIG. 6




FIG. 7