



US00D930303S

(12) **United States Design Patent** (10) **Patent No.:** **US D930,303 S**
Levandowski (45) **Date of Patent:** **** Sep. 7, 2021**

(54) **WOOL DRYER BALL**

D700,412 S * 2/2014 Loebach D32/29.1
D724,802 S * 3/2015 Krenkler D32/29.1
D746,007 S * 12/2015 Oh D32/29

(71) Applicant: **Peter Levandowski**, Mesick, MI (US)

(72) Inventor: **Peter Levandowski**, Mesick, MI (US)

(**) Term: **15 Years**

(21) Appl. No.: **29/739,763**

(22) Filed: **Jun. 29, 2020**

(51) **LOC (13) Cl.** **15-05**

(52) **U.S. Cl.**

USPC **D32/29.1**

(58) **Field of Classification Search**

USPC D3/271.1, 271.2, 201; D23/260, 261,
D23/267, 268; D21/713, 498; D30/160,
D30/121; D32/29.1, 30

CPC . E03D 2009/024; E03D 13/005; E03D 9/032;
A01M 1/2055; A01M 29/12

See application file for complete search history.

(56) **References Cited**

U.S. PATENT DOCUMENTS

- 3,706,140 A * 12/1972 Brillaud D06F 58/203
34/60
- 4,532,719 A * 8/1985 Davies C11D 9/007
34/389
- 4,532,722 A * 8/1985 Sax D06F 58/203
34/60
- D393,671 S * 4/1998 Honaker D21/707
- D396,904 S * 8/1998 Leu D32/713
- D516,261 S * 2/2006 Roberts D32/25
- D583,519 S * 12/2008 Roberts D32/29.1
- D600,867 S * 9/2009 Howe D32/29.1
- D624,260 S * 9/2010 Lane D32/35
- D638,593 S * 5/2011 Cheng D32/29.1
- D646,447 S * 10/2011 Lozano D32/29.1
- D646,448 S * 10/2011 Cheng D32/29.1
- D646,449 S * 10/2011 Cheng D32/29.1
- D652,592 S * 1/2012 Le D32/29.1

OTHER PUBLICATIONS

<https://www.amazon.com/dp/B085BCYKW7/> By Applicant, Peter Levandowski, on Mar. 13, 2020.

[Dancingsheepdryerballs.com/shop](https://www.facebook.com/dancingsheepdryerballs) By Applicant, Peter Levandowski, on Feb. 22, 2020.

<https://www.facebook.com/dancingsheepdryerballs> By Applicant, Peter Levandowski, on Apr. 17, 2020.

<https://www.amazon.com/dp/B06XDKQ266> by Friendsheep Dec. 11, 2017.

<https://www.amazon.com/dp/B083BVWNYH> by Lamb Love Dec. 31, 2019.

<https://www.amazon.com/dp/B07VMZJ1LD> By Nervana Oct. 23, 2018.

* cited by examiner

Primary Examiner — Michelle E. Wilson

(74) *Attorney, Agent, or Firm* — Mitchell Law PLLC; Matthew W. Mitchell

(57) **CLAIM**

The ornamental design for a wool dryer ball, as shown.

DESCRIPTION

FIG. 1 is a front perspective view of the wool dryer ball of the present invention;

FIG. 2 is a front view thereof;

FIG. 3 is a rear view thereof;


FIG. 4 is a left-side view thereof;

FIG. 5 is a right-side view thereof;

FIG. 6 is a top plan view thereof; and,

FIG. 7 is a bottom plan view thereof.

1 Claim, 7 Drawing Sheets






FIG. 1

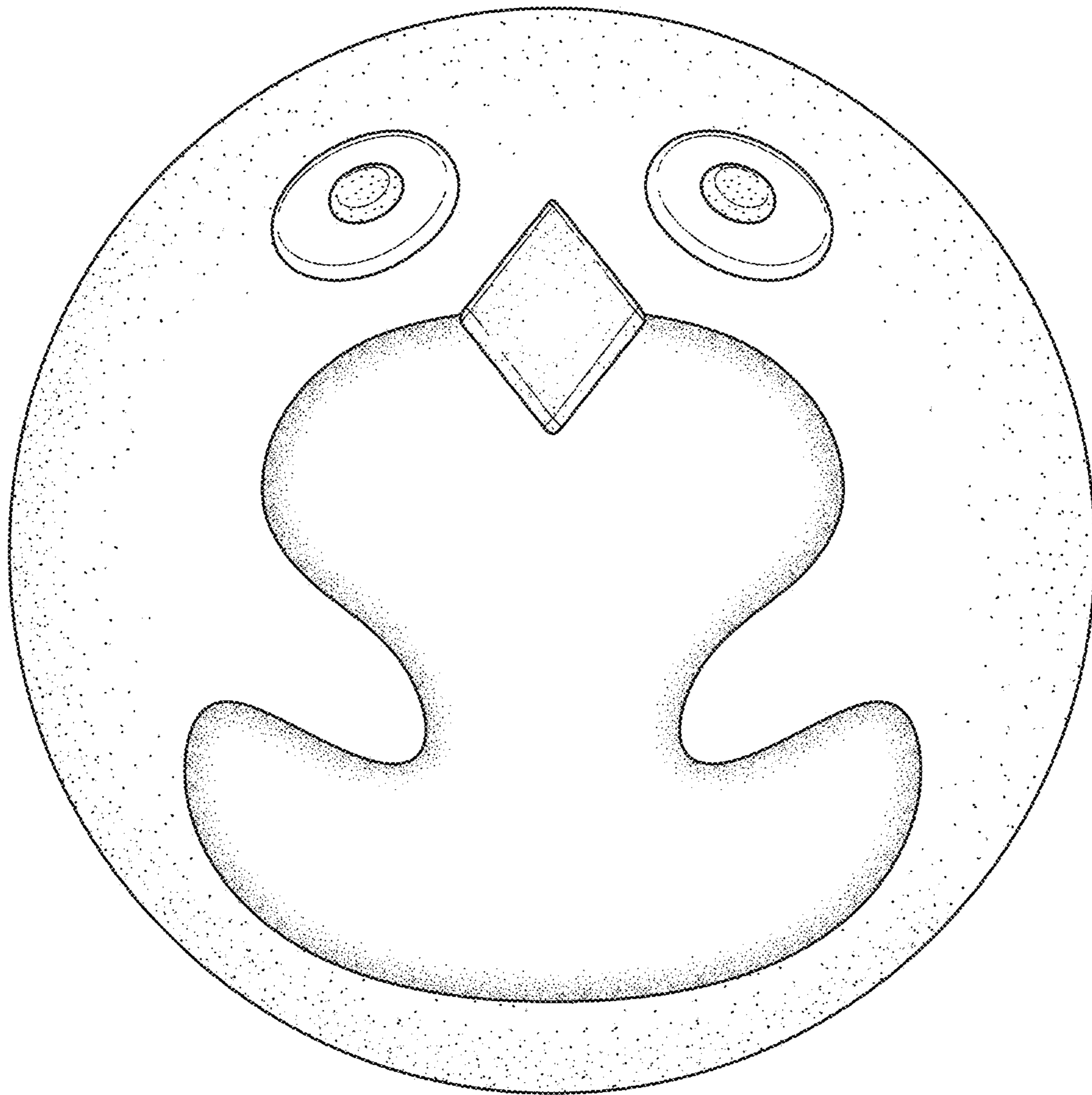


FIG. 2




FIG. 3

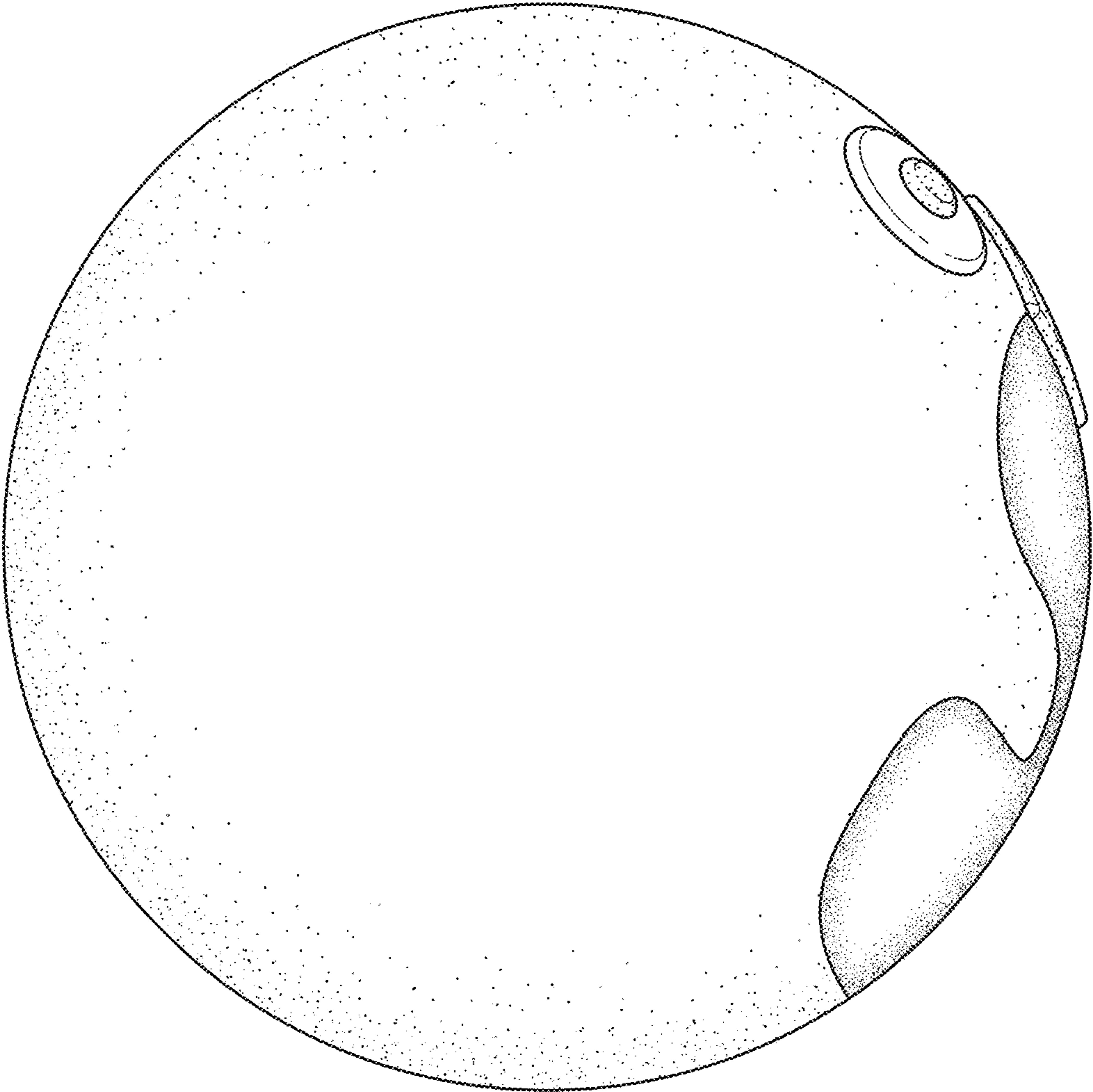


FIG. 4

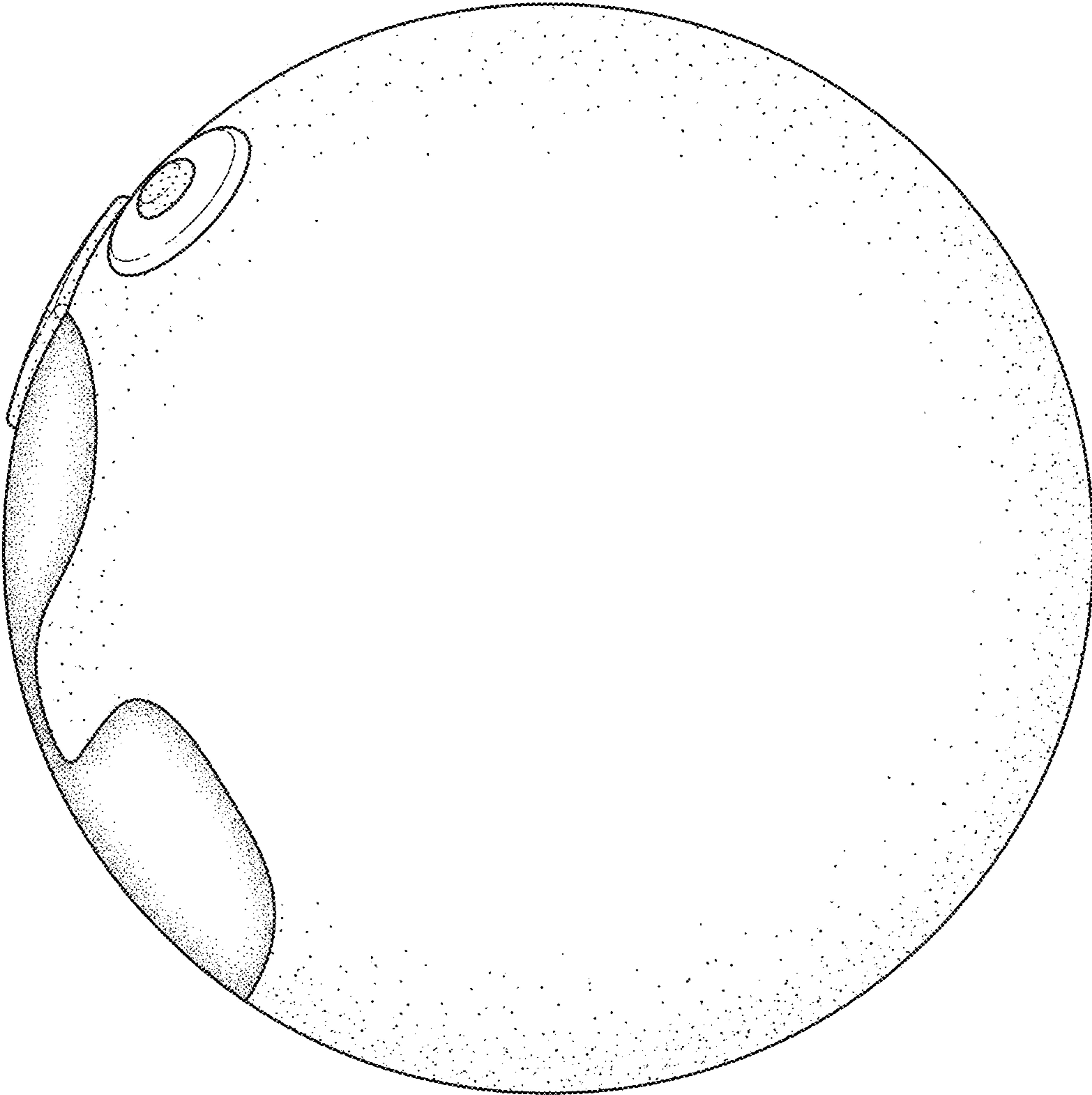


FIG. 5

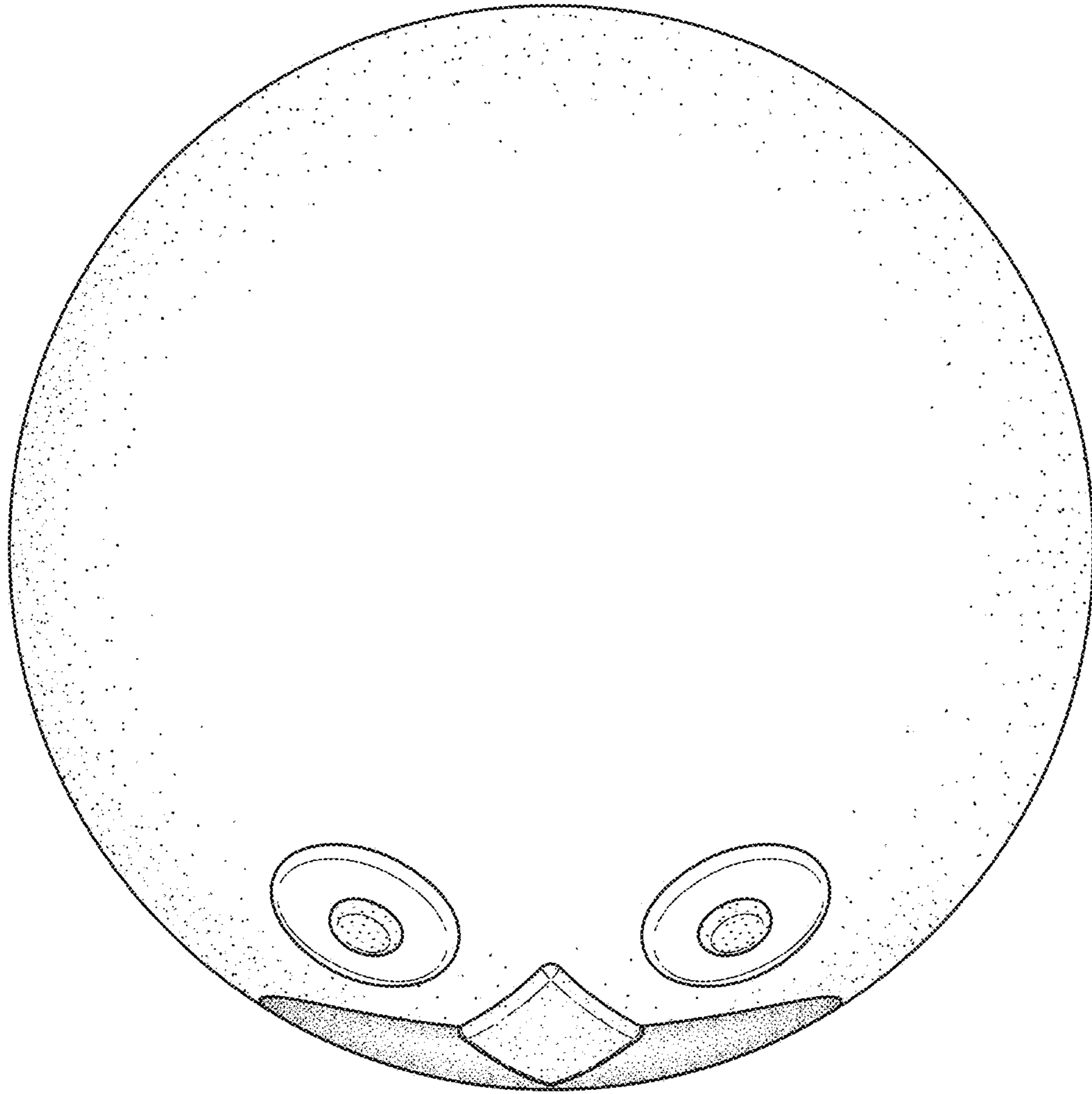


FIG. 6

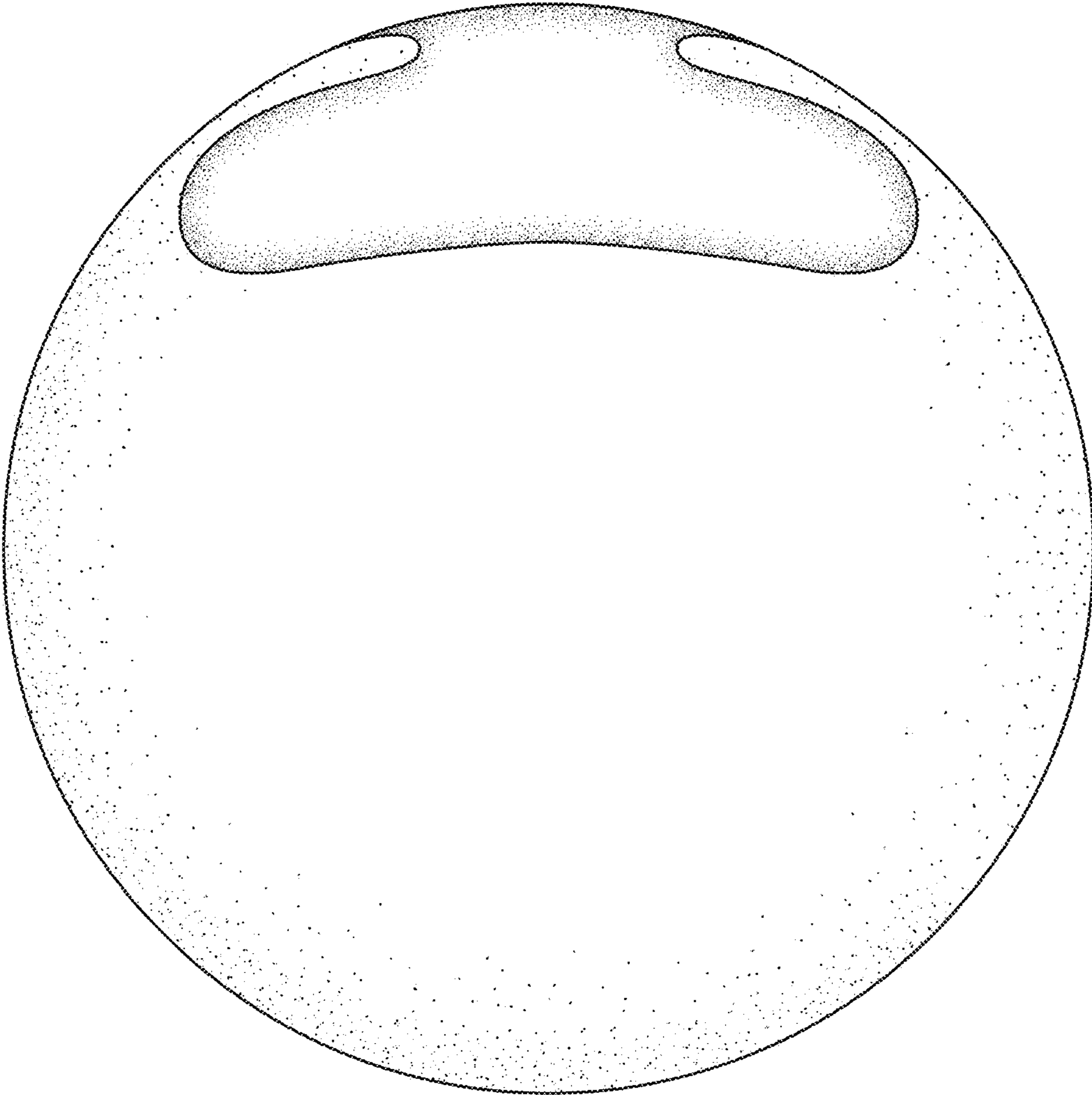


FIG. 7