



US00D930269S

(12) **United States Design Patent** (10) **Patent No.:** **US D930,269 S**  
**Lin** (45) **Date of Patent:** **\*\* Sep. 7, 2021**

(54) **CAT BED**

(71) Applicant: **SHENZHEN DOGCARE INNOVATION & TECHNOLOGY CO., LTD.**, Guangdong (CN)

(72) Inventor: **Chin Pao Lin**, Guangdong (CN)

(73) Assignee: **SHENZHEN DOGCARE INNOVATION & TECHNOLOGY CO., LTD.**, Shenzhen (CN)

(\*\*) Term: **15 Years**

(21) Appl. No.: **29/721,367**

(22) Filed: **Jan. 20, 2020**

(30) **Foreign Application Priority Data**

Sep. 18, 2019 (CN) ..... 201930513107.X

(51) **LOC (13) Cl.** ..... **30-06**

(52) **U.S. Cl.**  
USPC ..... **D30/118**

(58) **Field of Classification Search**  
USPC ..... D30/158-161; D3/304  
CPC .... A01K 1/011; A01K 1/0107; A01K 1/0125;  
A01K 1/0121; A47K 11/02; A47K 11/06;  
A47K 13/00; A47K 13/06; A47K 13/14  
See application file for complete search history.

(56) **References Cited**

**U.S. PATENT DOCUMENTS**

D215,306 S \* 9/1969 Hoff ..... D30/117  
D370,317 S \* 5/1996 Kohus ..... 119/161

D412,354 S \* 7/1999 Takos ..... D21/837  
D605,367 S \* 12/2009 Northrop ..... D30/117  
D676,613 S \* 2/2013 Chiu ..... D30/118  
D753,886 S \* 4/2016 Veness ..... D30/161  
D792,031 S \* 7/2017 Geldermann ..... D30/118  
D823,552 S \* 7/2018 O'Hara ..... D30/108  
D861,109 S \* 9/2019 He ..... D21/815  
D881,487 S \* 4/2020 Davis ..... D30/199  
D898,304 S \* 10/2020 Tu ..... D30/161  
2007/0051323 A1 \* 3/2007 Guard ..... A01K 1/033  
119/482

\* cited by examiner

*Primary Examiner* — Aula Soroush


(57) **CLAIM**

The ornamental design for a cat bed, as shown and described.

**DESCRIPTION**

FIG. 1 is a front elevational view of a cat bed showing my new design;  
FIG. 2 is a rear elevational view thereof;  
FIG. 3 is a left side view thereof;  
FIG. 4 is a right side view thereof;  
FIG. 5 is a top plan view thereof;  
FIG. 6 is a bottom plan view thereof;  
FIG. 7 is a top, front and right side perspective view thereof;  
FIG. 8 is a top, front and left side perspective view thereof;  
and,  
FIG. 9 is a bottom, rear and left side perspective view thereof.

**1 Claim, 9 Drawing Sheets**






Fig. 1




Fig. 2




Fig. 3




Fig. 4



Fig. 5



Fig. 6



Fig. 7





Fig. 8




Fig. 9