



US00D930227S

(12) **United States Design Patent** (10) **Patent No.:** **US D930,227 S**
Liu (45) **Date of Patent:** **** Sep. 7, 2021**

(54) **TABLE LAMP BASE**
 (71) Applicant: **Dongguan Chuan OptoElectronics Limited, Dongguan (CN)**
 (72) Inventor: **Yiquan Liu, Dongguan (CN)**
 (**) Term: **15 Years**
 (21) Appl. No.: **29/684,076**
 (22) Filed: **Mar. 18, 2019**
 (30) **Foreign Application Priority Data**

Feb. 14, 2019 (CN) 201930063874.5

(51) **LOC (13) Cl.** **26-05**

(52) **U.S. Cl.**
 USPC **D26/138**

(58) **Field of Classification Search**
 USPC D26/72, 74, 76, 78-83, 85, 86, 88, 90, D26/93, 111, 113, 118, 119, 120, 121, D26/122, 138, 139, 140, 141, 142, 152
 CPC F21S 2/00; F21S 4/00; F21S 4/003; F21S 4/005; F21S 4/006; F21S 4/007; F21S 4/008; F21S 6/00; F21S 8/00; F21S 8/024; F21S 8/026; F21S 8/031; F21S 8/033; F21S 8/035-8/037; F21S 8/04; F21S 8/043; F21S 8/063
 See application file for complete search history.

(56) **References Cited**

U.S. PATENT DOCUMENTS

D499,828 S * 12/2004 Martin D26/65
 D622,443 S * 8/2010 Huang D26/142

D628,739 S * 12/2010 Lu D26/113
 D632,839 S * 2/2011 Kim D26/138
 D633,645 S * 3/2011 Verelst D26/89
 D681,867 S * 5/2013 Wegger D26/124
 D690,842 S * 10/2013 Feigenbaum D26/24
 D735,933 S * 8/2015 Campagna D26/142
 D770,076 S * 10/2016 Li D26/89
 D770,673 S * 11/2016 Hasan D26/138
 D796,733 S * 9/2017 LaDuca D26/138
 D829,970 S * 10/2018 Brennenstuhl D26/138
 D836,811 S * 12/2018 Shundong D26/67
 D843,642 S * 3/2019 Mathews D26/142
 D864,885 S * 10/2019 Kobayashi D13/184
 D890,411 S * 7/2020 Bai D26/138
 D891,684 S * 7/2020 Weitgasser D26/113
 D905,327 S * 12/2020 Williams D26/142

* cited by examiner

Primary Examiner — Natasha Vujcic

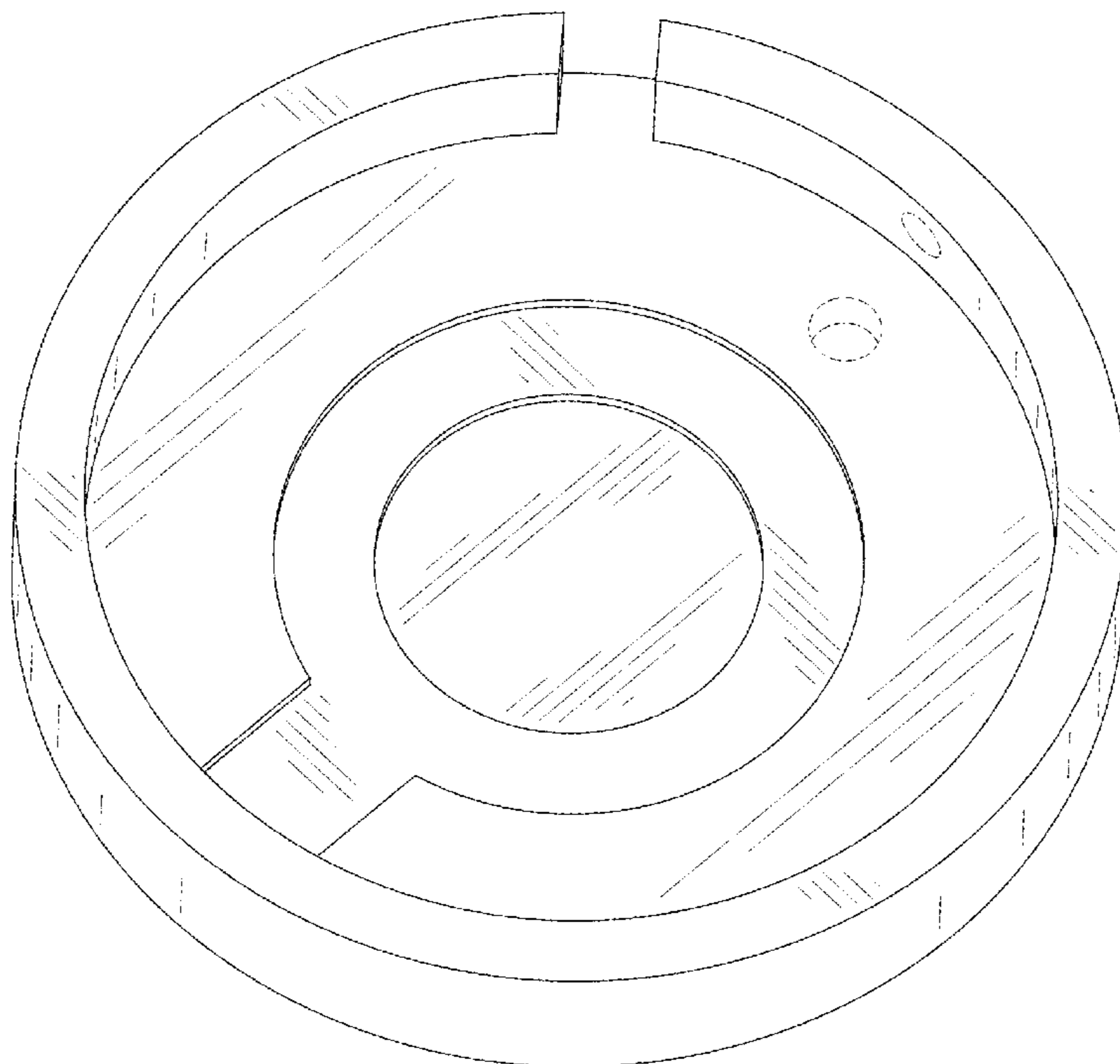
(57) **CLAIM**

The ornamental design for a table lamp base, as shown and described in the foregoing application.

DESCRIPTION

FIG. 1 is a bottom, front and left side perspective view of a table lamp base showing my new design;
 FIG. 2 is a top, rear and left side perspective view thereof;
 FIG. 3 is a front elevational view thereof;
 FIG. 4 is a rear elevational view thereof;
 FIG. 5 is a left side elevational view thereof;
 FIG. 6 is a right side elevational view thereof;
 FIG. 7 is a top plan view thereof; and,
 FIG. 8 is a bottom plan view thereof.
 The broken lines in the drawings illustrate portions of the table lamp base which form no part of the claimed design.

1 Claim, 8 Drawing Sheets



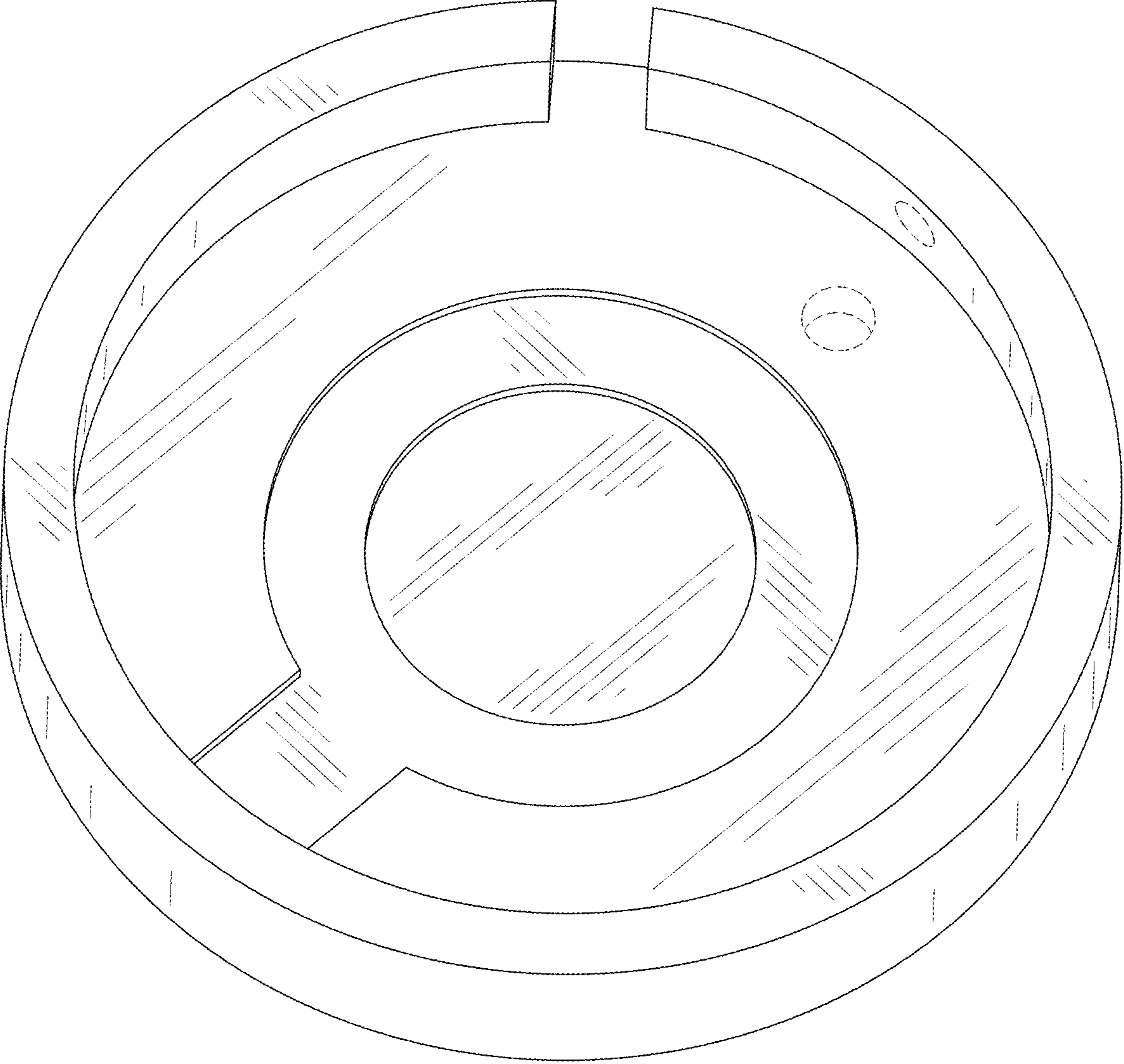


FIG. 1

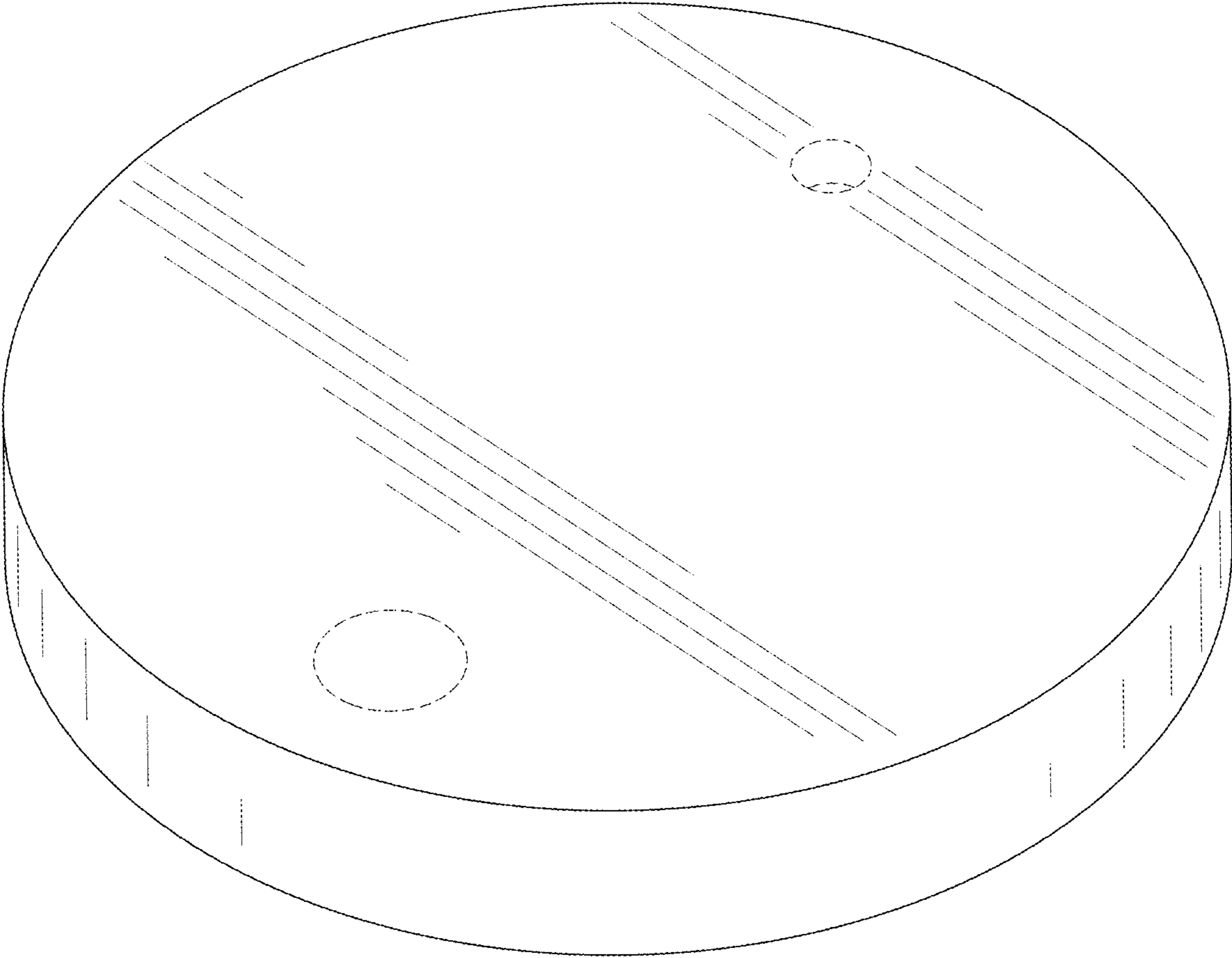


FIG. 2

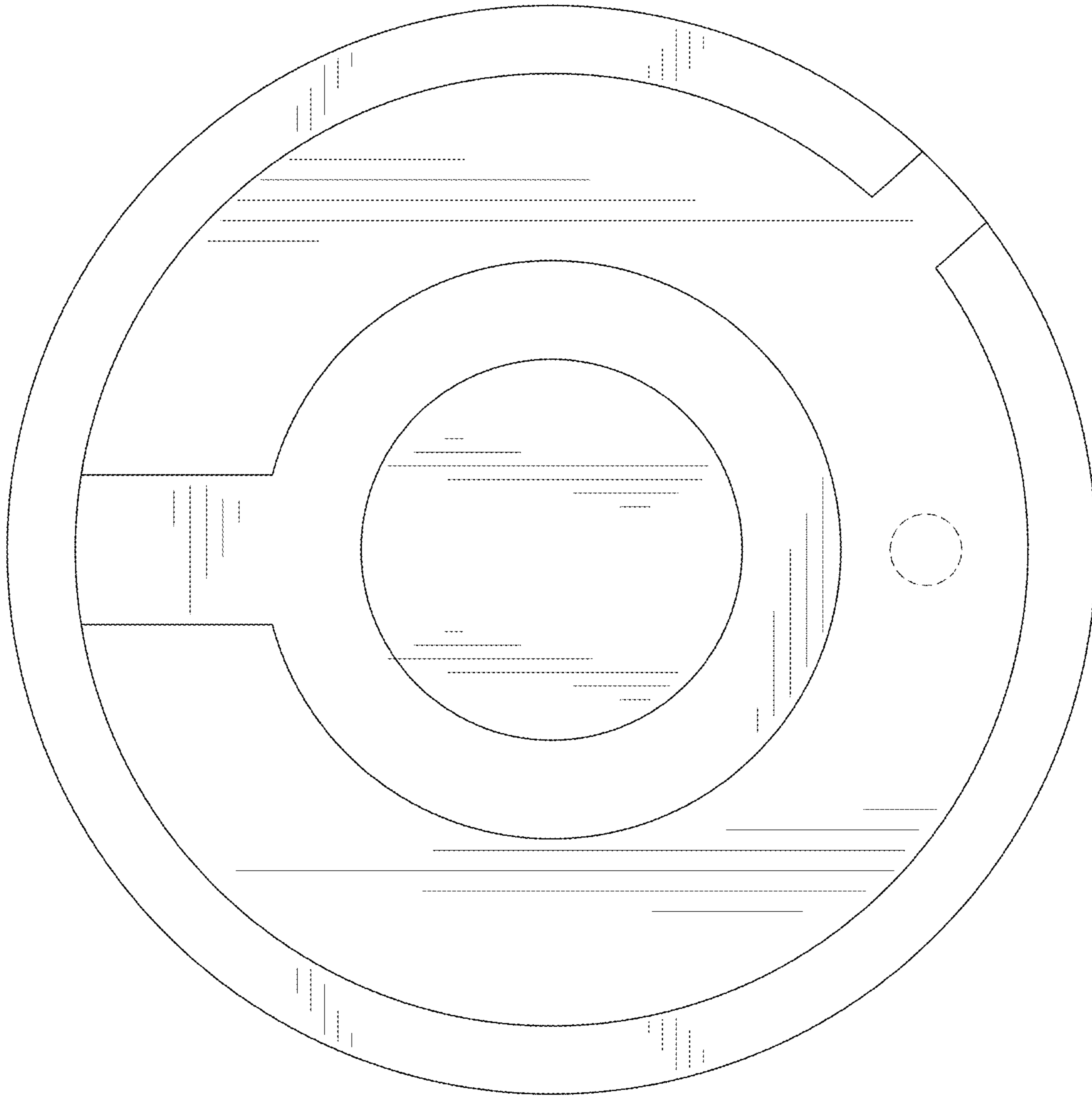


FIG. 3

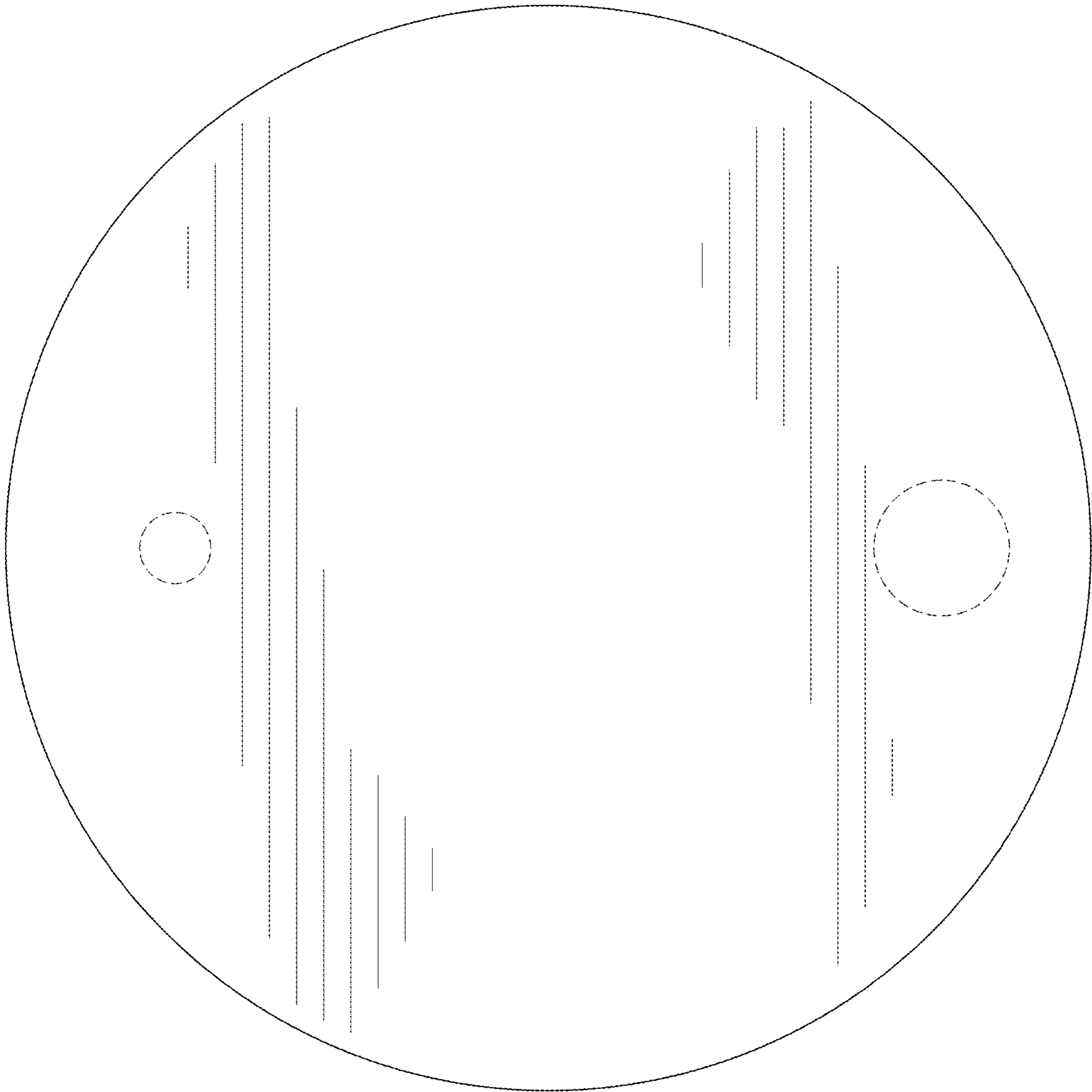


FIG. 4




FIG. 5

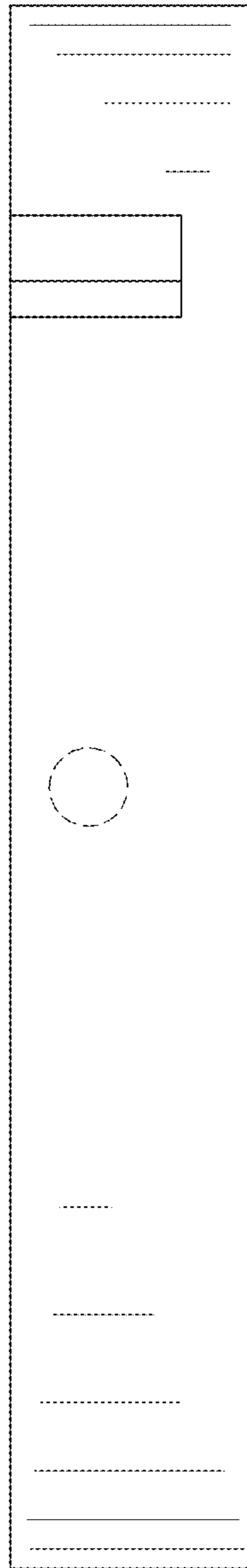


FIG. 6




FIG. 7




FIG. 8