



US00D930193S

(12) **United States Design Patent** (10) **Patent No.:** **US D930,193 S**
Cap et al. (45) **Date of Patent:** **** Sep. 7, 2021**

(54) CANDLE	D465,037 S * 10/2002 McCoy D26/11
	D476,096 S * 6/2003 Pappas D26/6
(71) Applicant: Innovative Nature, LLC , Knoxville, TN (US)	D477,675 S * 7/2003 Pappas D26/6
	D479,009 S * 8/2003 Pappas D26/6
	6,652,606 B1 * 11/2003 Zimmerman C11C 5/002
	424/126
(72) Inventors: Daniel S. Cap , Knoxville, TN (US);	D750,814 S * 3/2016 Moyal D26/22
Arrey B. Enyong , Knoxville, TN (US);	D767,800 S * 9/2016 Moyal D26/22
Dennis F. Landfather , Knoxville, TN (US)	D787,096 S * 5/2017 Moyal D26/22
	D825,790 S * 8/2018 Moyal D26/6
	D867,624 S * 11/2019 Morris D26/6
(73) Assignee: Unique Nature, LLC , Knoxville, TN (US)	D878,707 S * 3/2020 Klemm D1/199
	2002/0150854 A1 * 10/2002 Riches A61L 9/03
	431/291
(**) Term: 15 Years	2003/0049578 A1 * 3/2003 Freeman C11C 5/008
	431/291

* cited by examiner

(21) Appl. No.: **29/649,596**

(22) Filed: **May 31, 2018**

(51) **LOC (13) Cl.** **26-04**

(52) **U.S. Cl.**
USPC **D26/6**

(58) **Field of Classification Search**
USPC D26/9-23, 96, 6; D11/143, 144, 146, D11/152, 131; D23/366; D1/104, 106, D1/129, 199
CPC F21V 35/00; F21V 37/00; F21V 21/06; F21V 33/0028; F23D 3/16; F21W 2121/00

See application file for complete search history.

Primary Examiner — Sheryl Lane
Assistant Examiner — Calvin E Vansant
(74) *Attorney, Agent, or Firm* — Robinson IP Law, PLLC; Matthew M. Googe

(56) **References Cited**

U.S. PATENT DOCUMENTS

4,826,428 A *	5/1989	Lam	C11C 5/008
				431/288
D407,164 S *	3/1999	Bell	D26/6
6,241,512 B1 *	6/2001	Freeman	C11C 5/002
				431/291
RE37,672 E *	4/2002	Bell	C11C 5/008
				D26/6

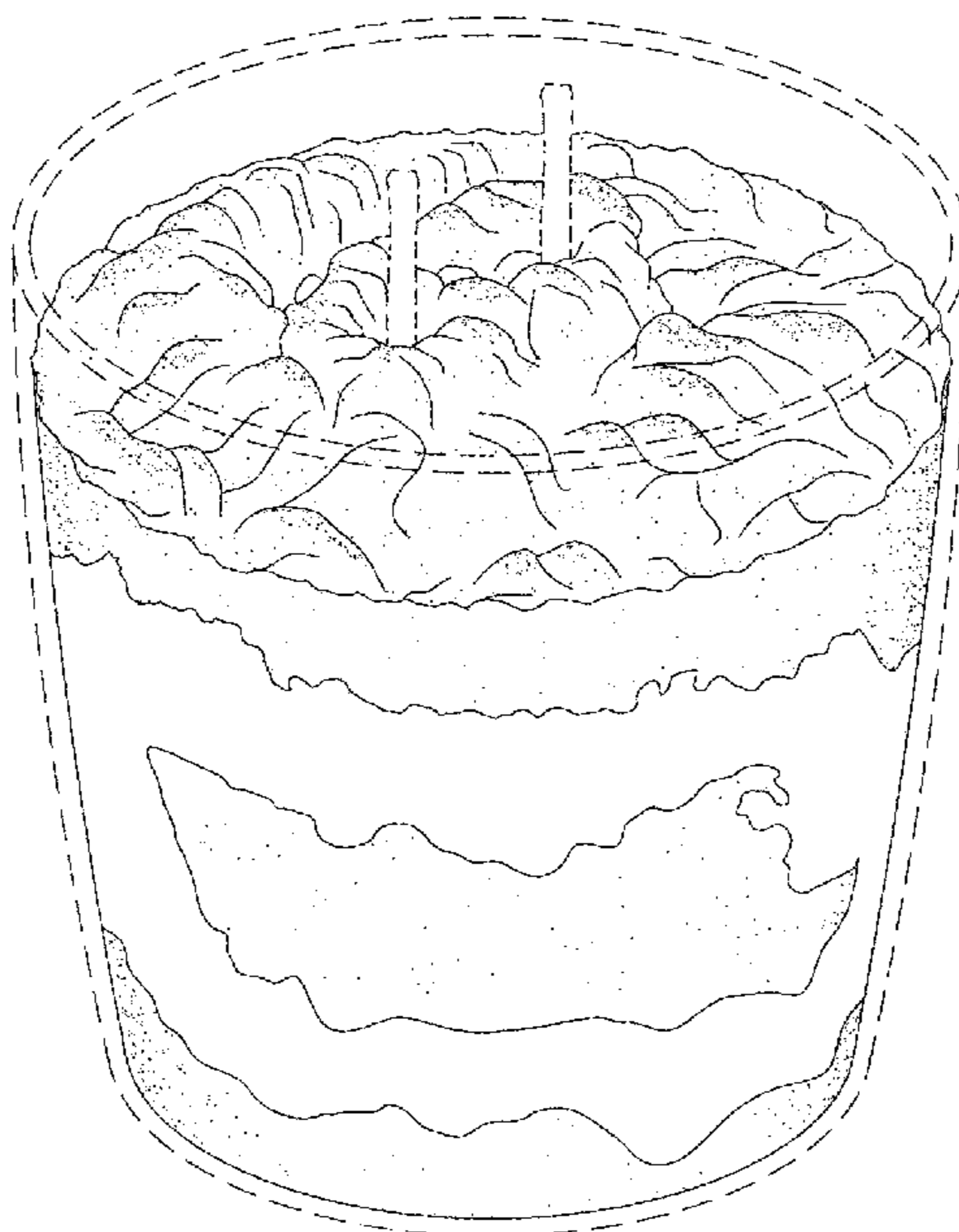
(57) **CLAIM**

We claim the ornamental design for a candle, as shown and described.

DESCRIPTION

FIG. 1 is a top perspective view of a candle showing our new candle;
FIG. 2 is a front view of the candle design of FIG. 1;
FIG. 3 is a rear view of the candle design of FIG. 1;
FIG. 4 is a right side view of the candle design of FIG. 1;
FIG. 5 is a left side view of the candle design of FIG. 1; and,
FIG. 6 is a top view of the candle design of FIG. 1.
The broken lines in the drawings depict portions of the candle that form no part of the claimed design.

1 Claim, 4 Drawing Sheets



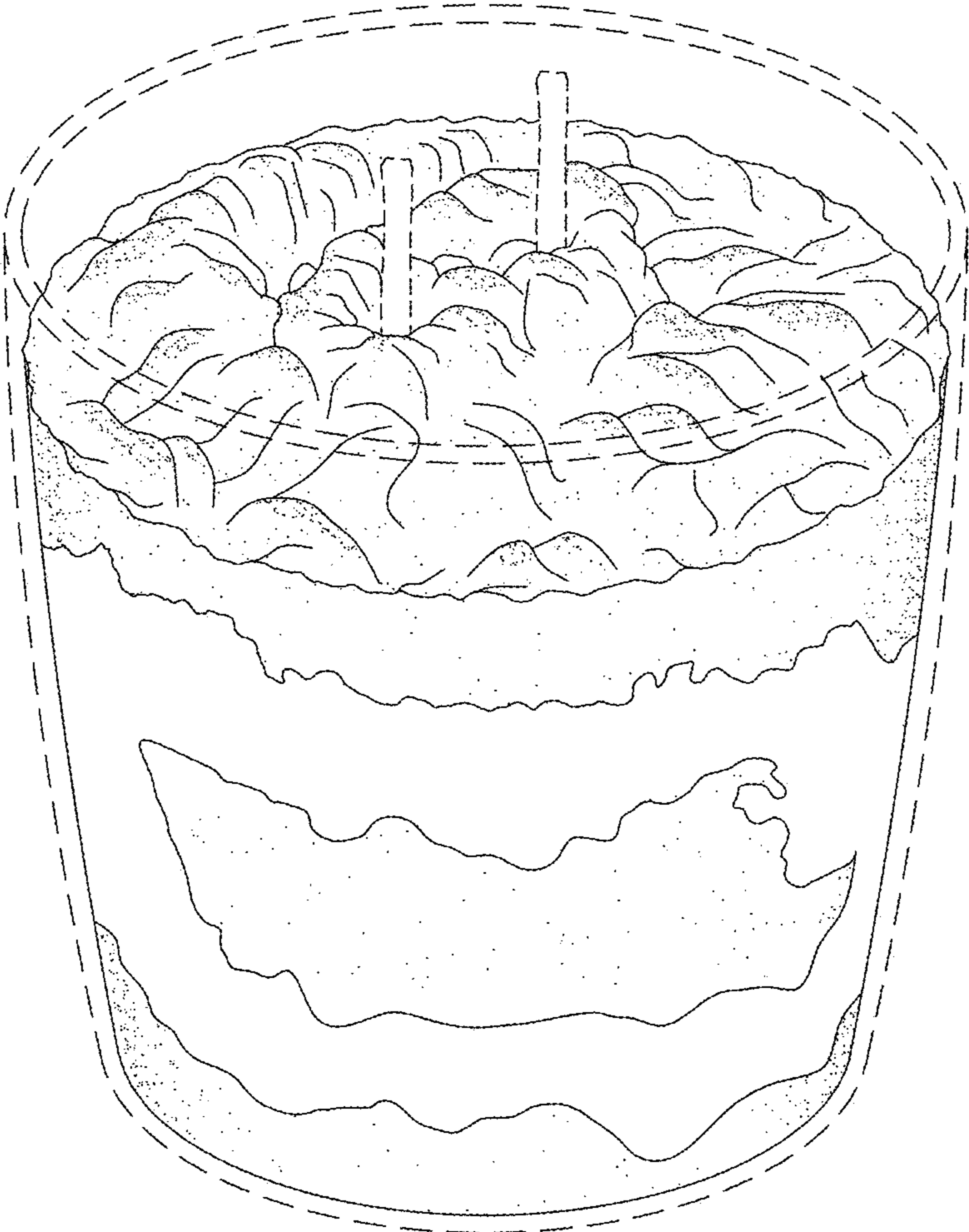


Fig. 1

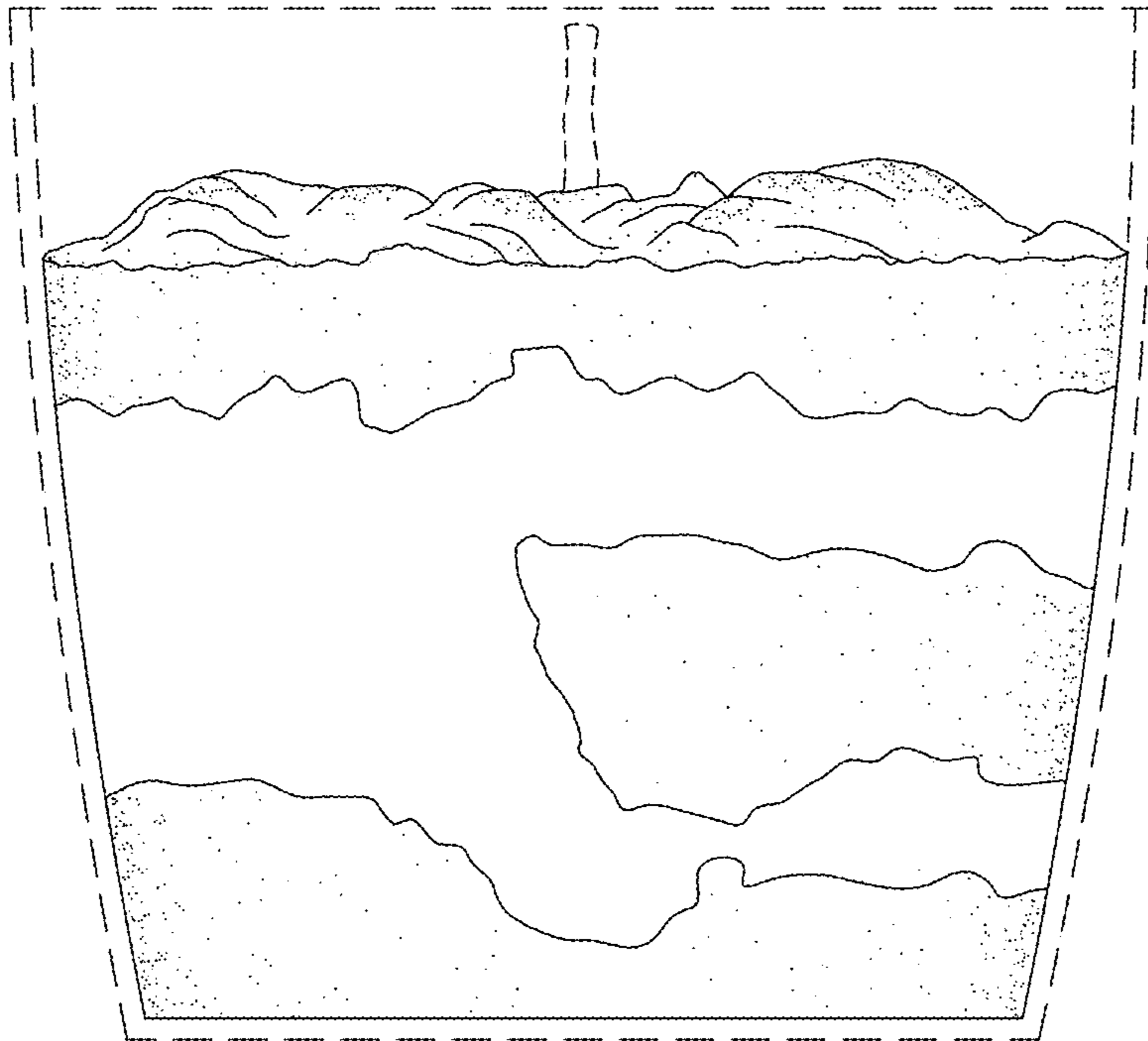


Fig. 2

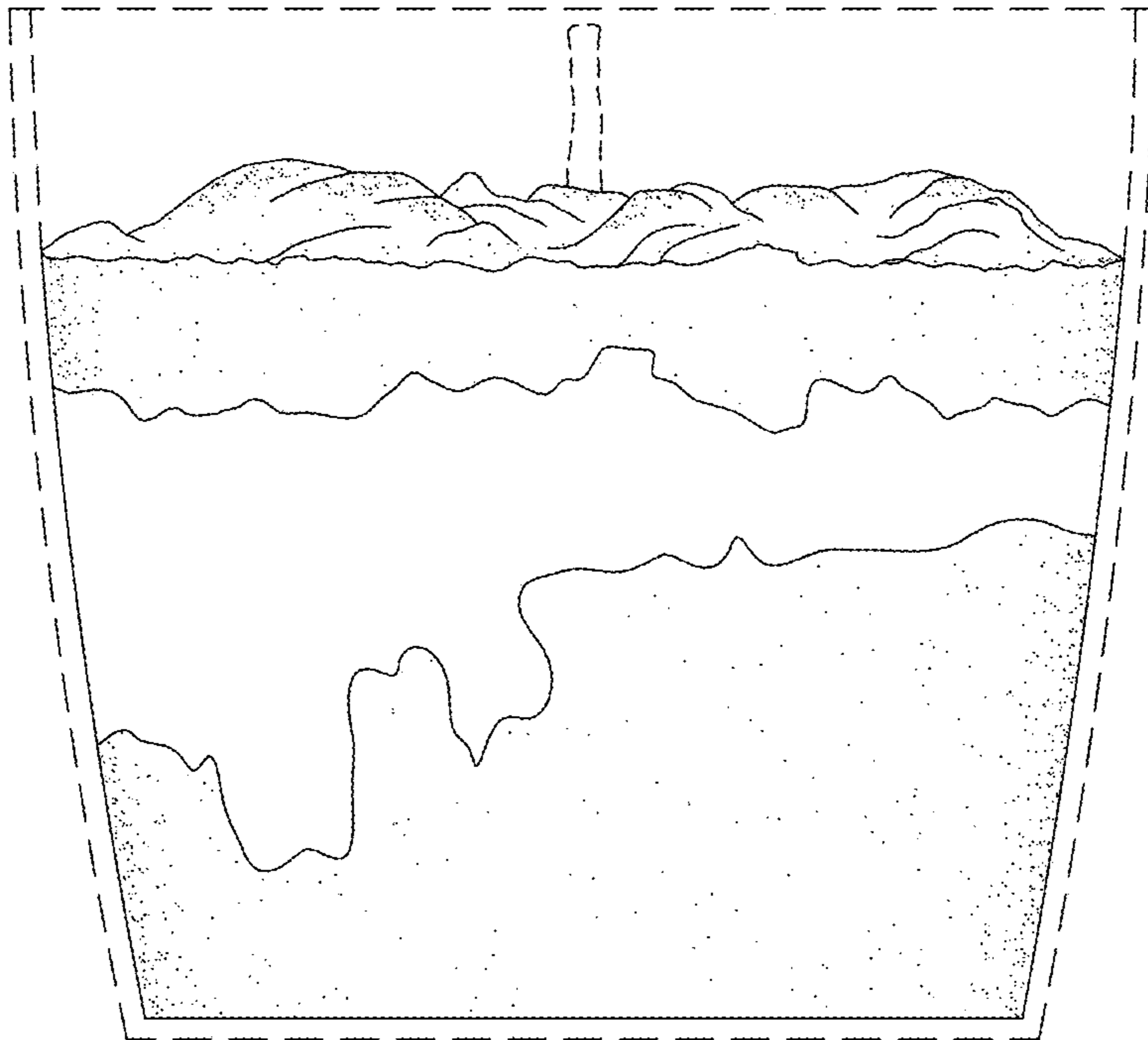


Fig. 3

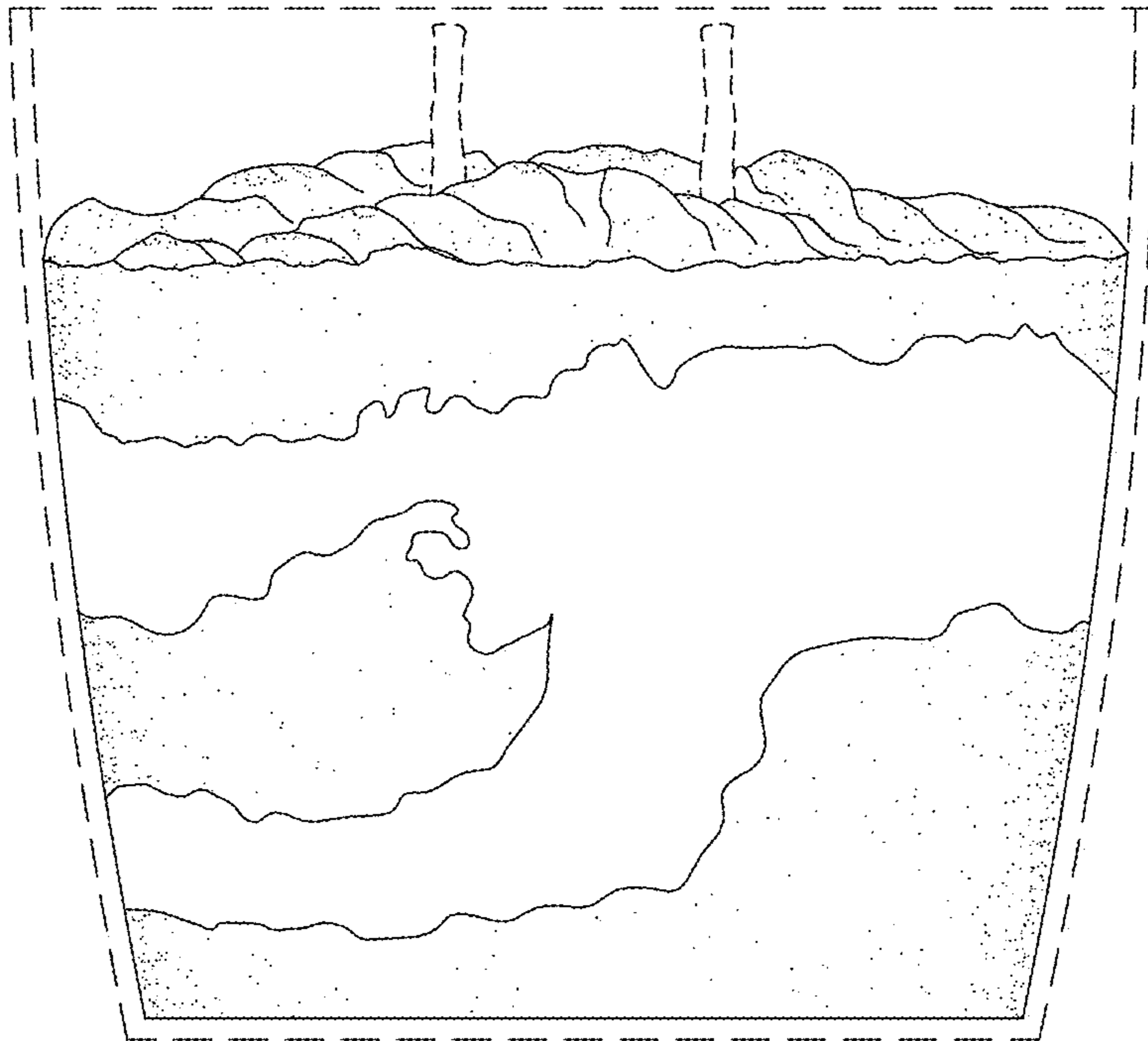


Fig.4

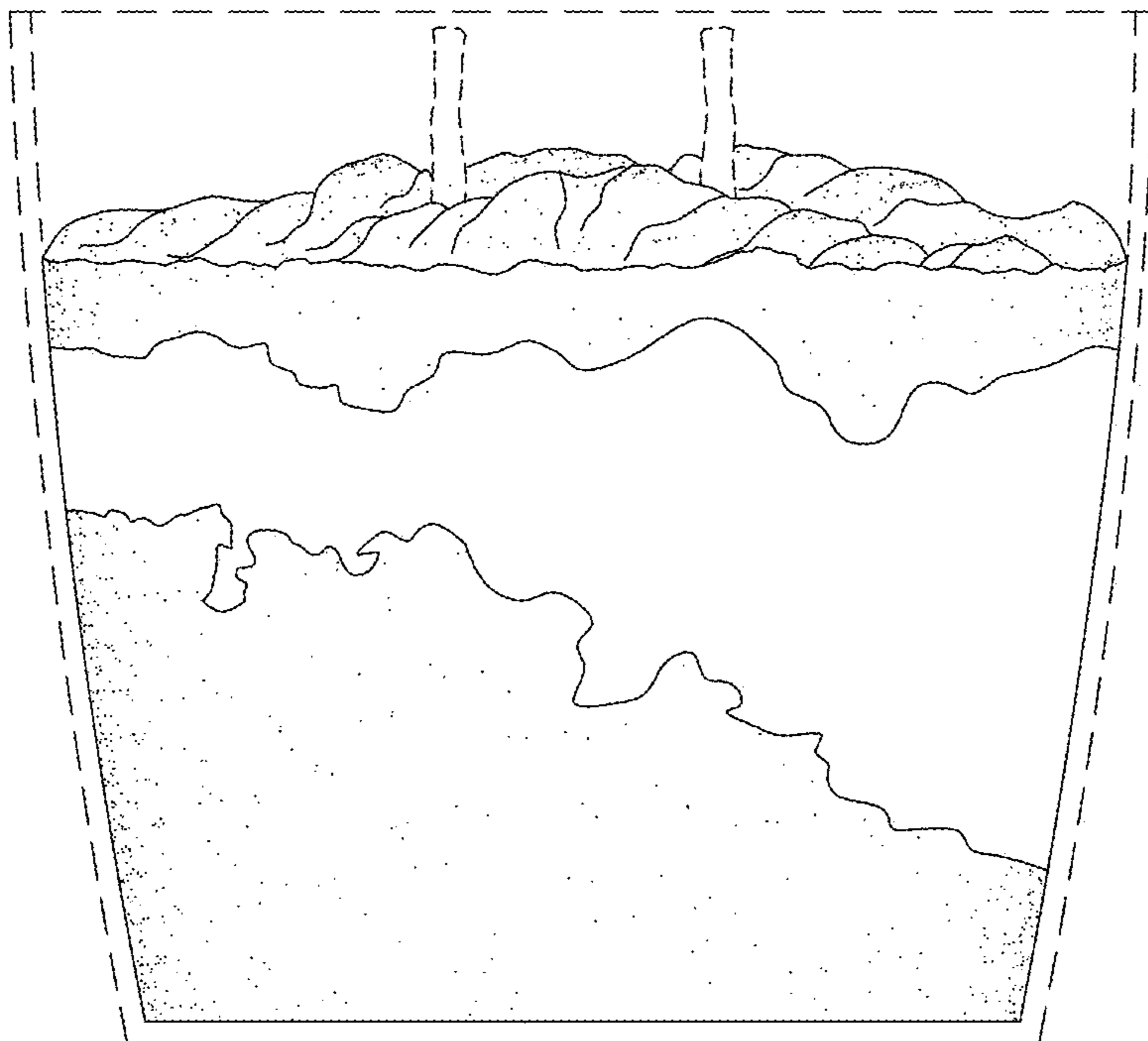


Fig.5

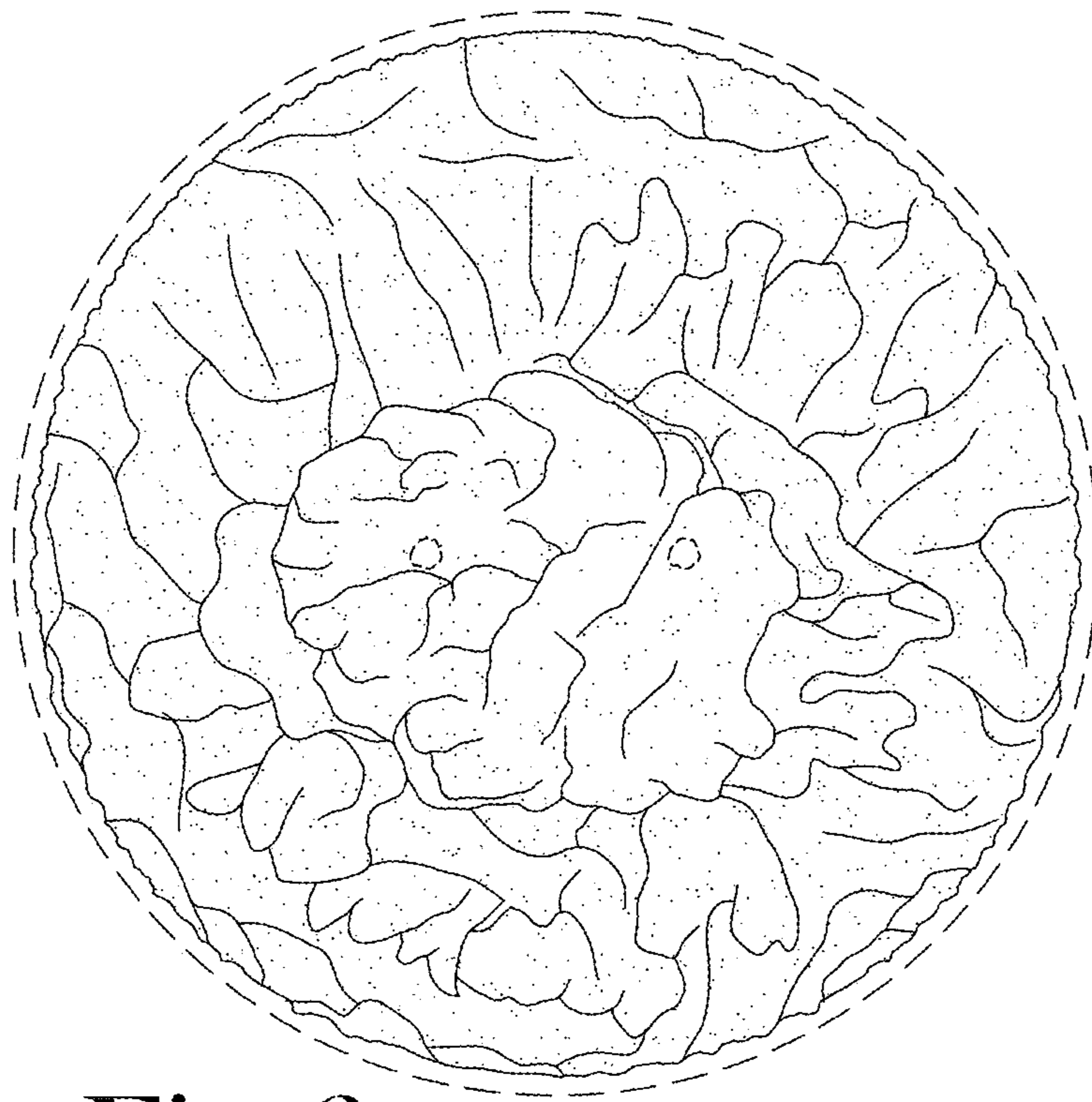


Fig.6