



US00D930192S

(12) **United States Design Patent** (10) **Patent No.:** **US D930,192 S**  
**Cap et al.** (45) **Date of Patent:** **\*\* Sep. 7, 2021**

(54) **CANDLE** D465,037 S \* 10/2002 McCoy ..... D26/11  
D476,096 S \* 6/2003 Pappas ..... D26/6  
(71) Applicant: **Innovative Nature, LLC**, Knoxville, TN (US) D477,675 S \* 7/2003 Pappas ..... D26/6  
D479,009 S \* 8/2003 Pappas ..... D26/6  
6,652,606 B1 \* 11/2003 Zimmerman ..... C11C 5/002  
424/126  
(72) Inventors: **Daniel S. Cap**, Knoxville, TN (US); D750,814 S \* 3/2016 Moyal ..... D26/22  
**Arrey B. Enyong**, Knoxville, TN (US); D767,800 S \* 9/2016 Moyal ..... D26/22  
**Dennis F. Landfather**, Knoxville, TN (US) D787,096 S \* 5/2017 Moyal ..... D26/22  
D825,790 S \* 8/2018 Moyal ..... D26/6  
D867,624 S \* 11/2019 Morris ..... D26/6  
(73) Assignee: **Unique Nature, LLC**, Knoxville, TN (US) D878,707 S \* 3/2020 Klemm ..... D1/199  
2002/0150854 A1 \* 10/2002 Riches ..... A61L 9/03  
431/291  
2003/0049578 A1 \* 3/2003 Freeman ..... C11C 5/008  
431/291

(\*\*) Term: **15 Years**

(21) Appl. No.: **29/649,593**

(22) Filed: **May 31, 2018**

(51) **LOC (13) Cl.** ..... **26-04**

(52) **U.S. Cl.**  
USPC ..... **D26/6**

(58) **Field of Classification Search**  
USPC ..... D26/9-23, 96, 6; D11/143, 144, 146,  
D11/152, 131; D23/366; D1/104, 106,  
D1/129, 199  
CPC ..... F21V 35/00; F21V 37/00; F21V 21/06;  
F21V 33/0028; F23D 3/16; F21W  
2121/00

See application file for complete search history.

(56) **References Cited**

**U.S. PATENT DOCUMENTS**

4,826,428 A \* 5/1989 Lam ..... C11C 5/008  
431/288  
D407,164 S \* 3/1999 Bell ..... D26/6  
6,241,512 B1 \* 6/2001 Freeman ..... C11C 5/002  
431/291  
RE37,672 E \* 4/2002 Bell ..... C11C 5/008  
D26/6

\* cited by examiner

*Primary Examiner* — Sheryl Lane

*Assistant Examiner* — Calvin E Vansant

(74) *Attorney, Agent, or Firm* — Robinson IP Law, PLLC; Matthew M. Googe

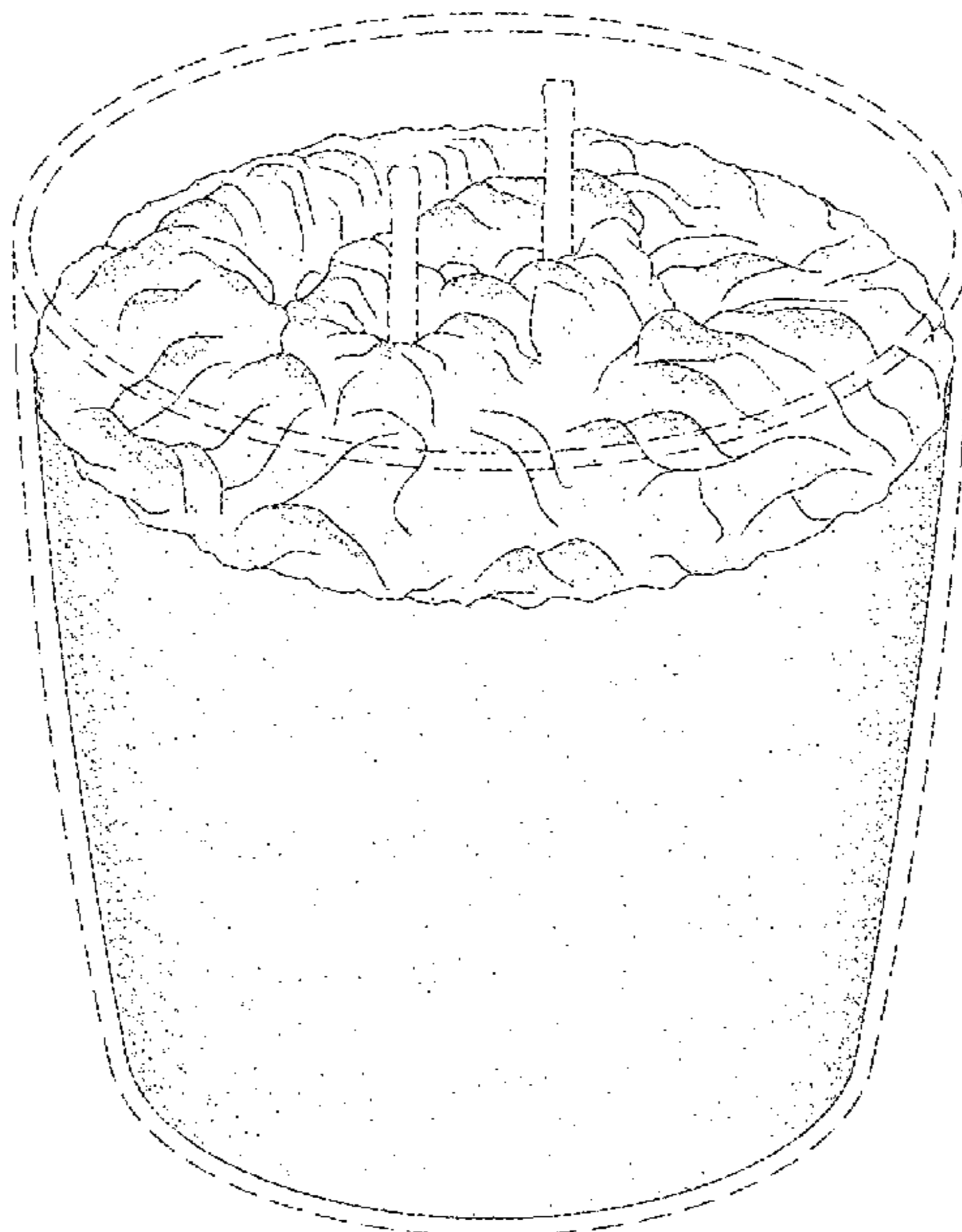
(57) **CLAIM**

We claim the ornamental design for a candle, as shown and described.

**DESCRIPTION**

FIG. 1 is a top perspective view of a candle showing our new design;  
FIG. 2 is a front view of the candle design of FIG. 1;  
FIG. 3 is a rear view of the candle design of FIG. 1;  
FIG. 4 is a right side view of the candle design of FIG. 1;  
FIG. 5 is a left side view of the candle design of FIG. 1; and,  
FIG. 6 is a top view of the candle design of FIG. 1.  
The broken lines in the drawings depict portions of the candle that form no part of the claimed design.

**1 Claim, 4 Drawing Sheets**






Fig. 1

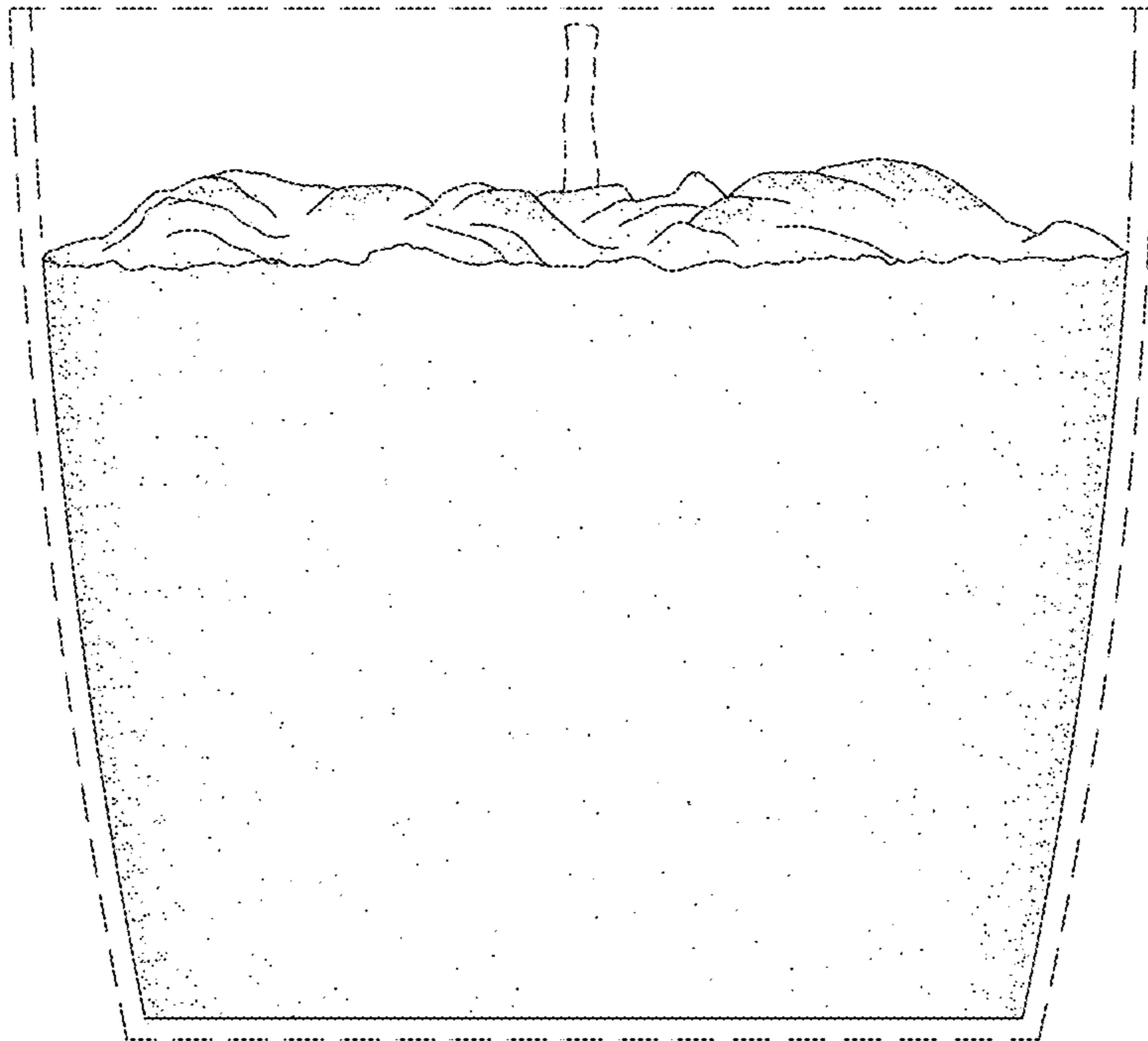


Fig. 2

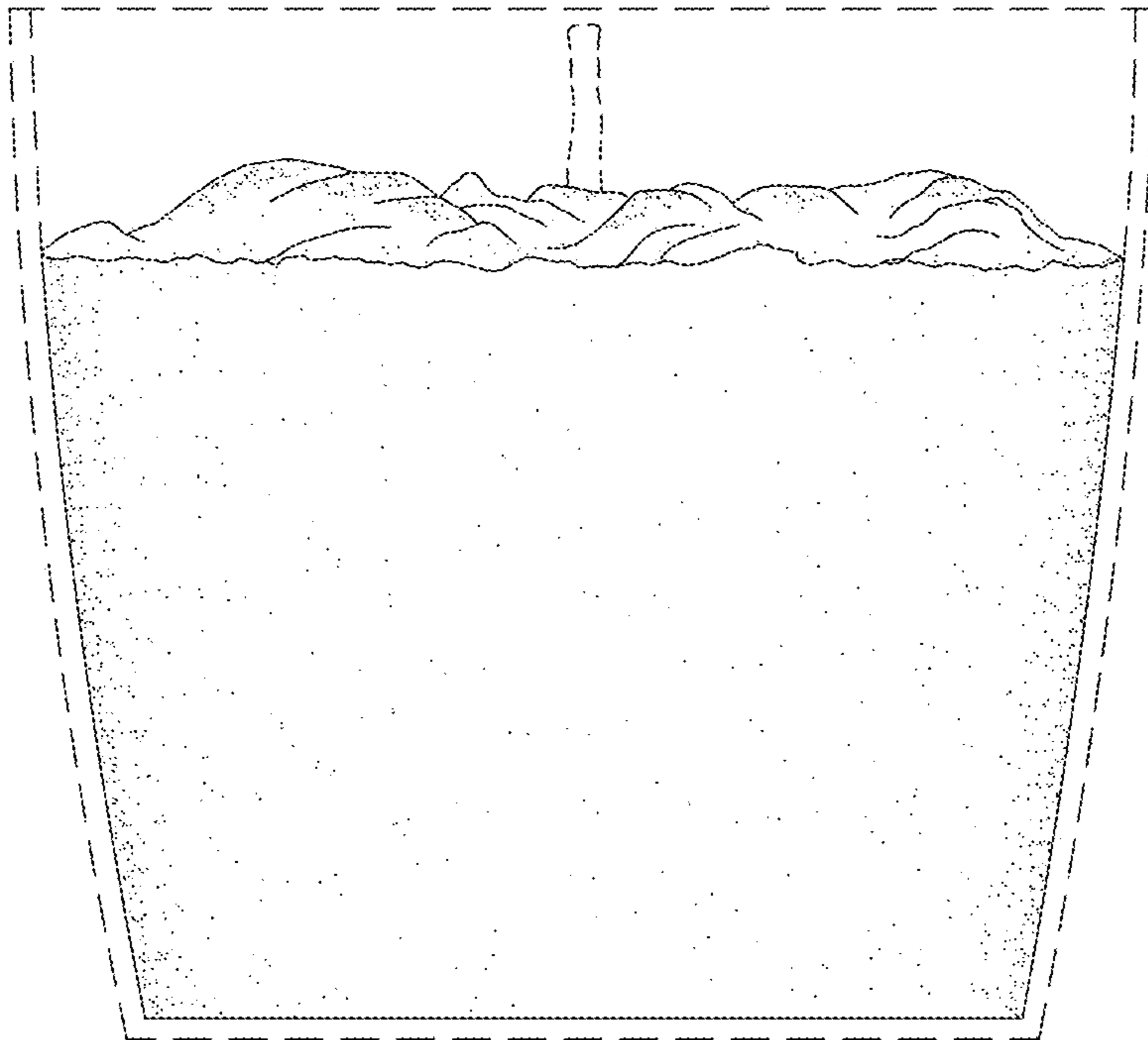


Fig. 3

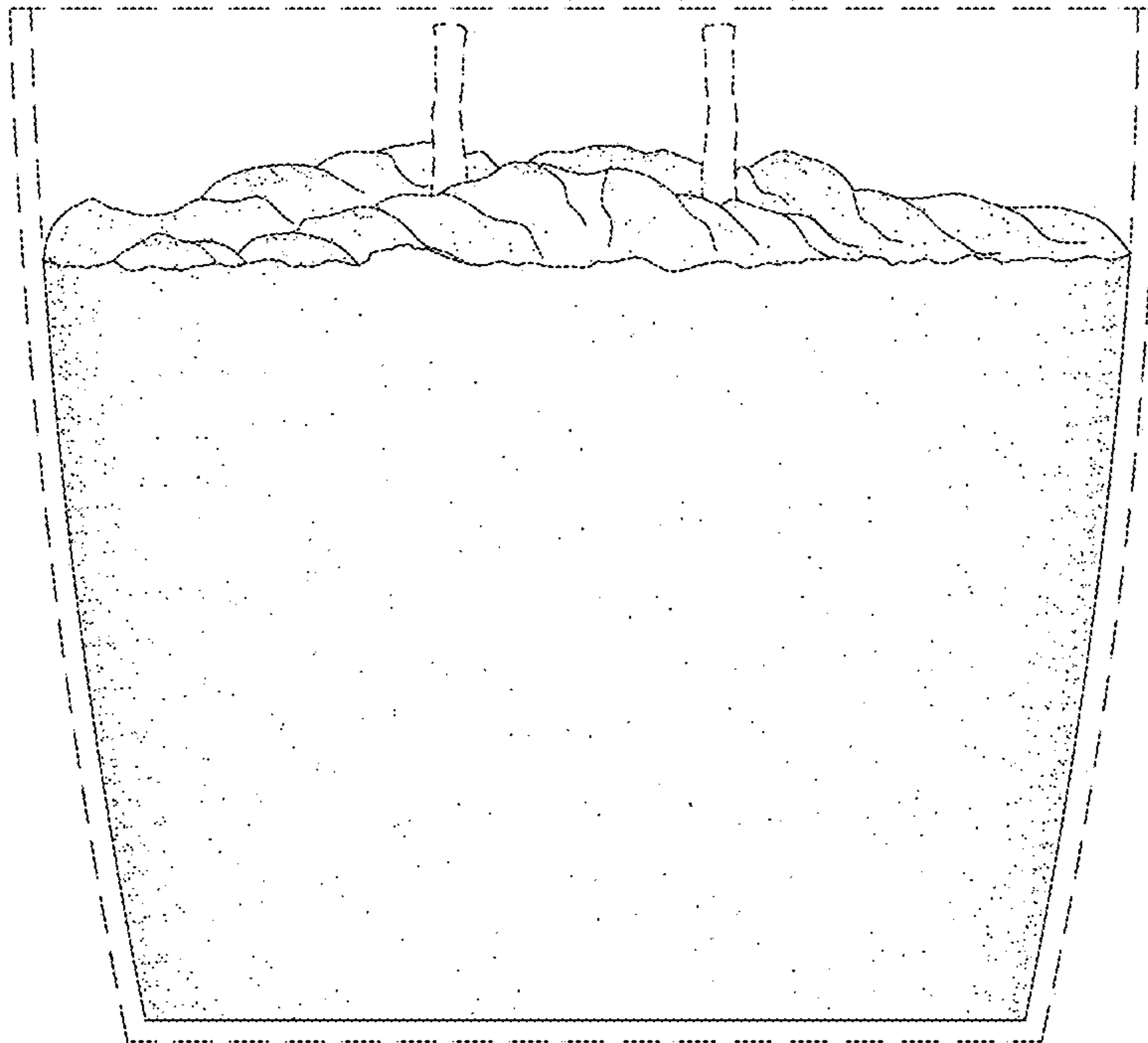


Fig. 4

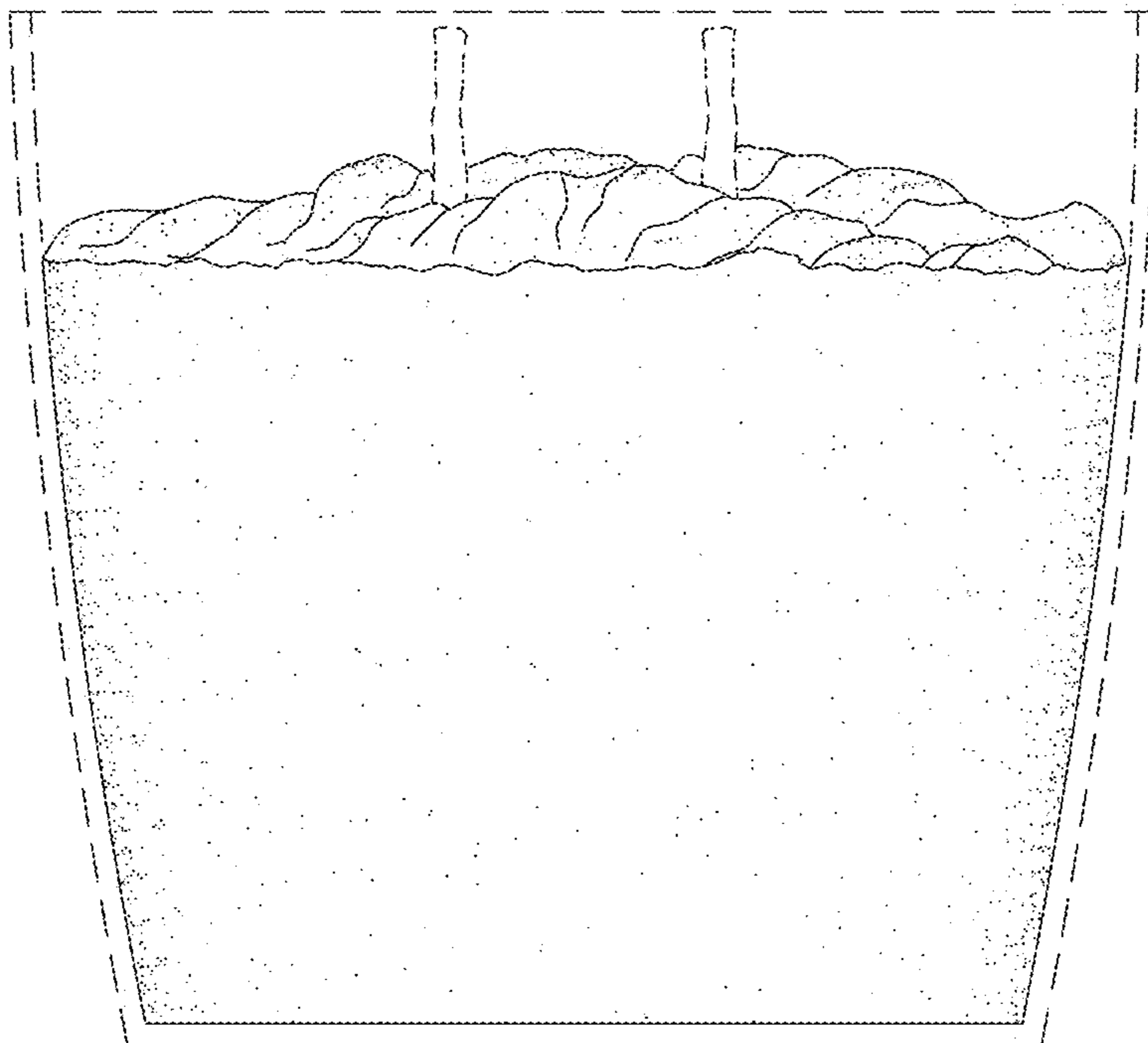


Fig. 5

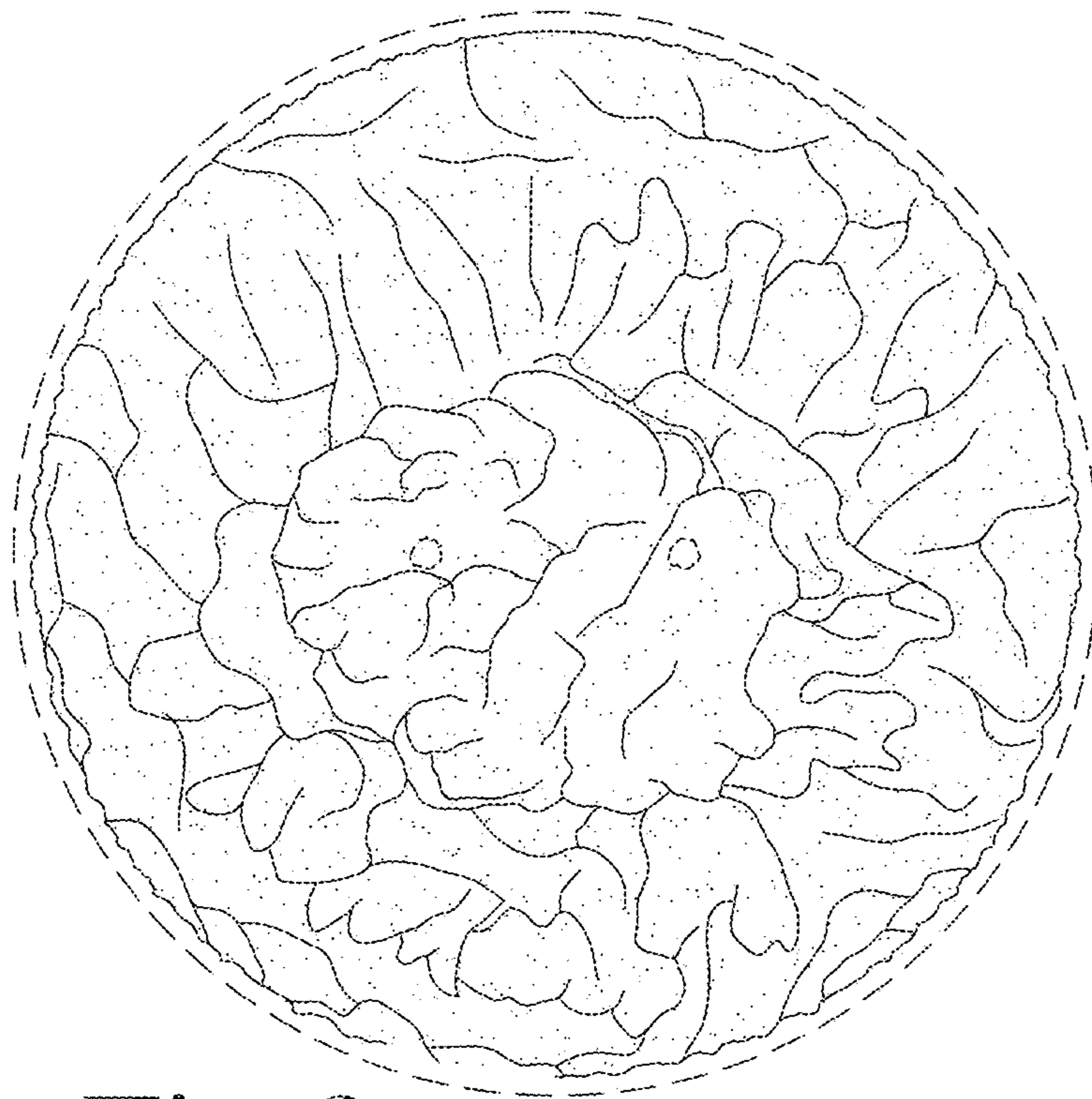


Fig.6