



US00D930177S

(12) **United States Design Patent** (10) **Patent No.:** **US D930,177 S**
Wang (45) **Date of Patent:** **** Sep. 7, 2021**

(54) **MASSAGER**
(71) Applicant: **Shenzhen Violet Intelligent Communication Co., Ltd., Shenzhen (CN)**
(72) Inventor: **Yin Wang, Shenzhen (CN)**
(73) Assignee: **Shenzhen Violet Intelligent Communication Co., Ltd., Shenzhen (CN)**

D691,694 S * 10/2013 Marshall D22/126
D759,261 S * 6/2016 Son D24/215
D868,989 S * 12/2019 Marshall D24/215
D885,064 S * 5/2020 Li D4/119
D887,544 S * 6/2020 Inoue D24/107
D895,828 S * 9/2020 Marshall D24/215
D901,704 S * 11/2020 Huang D24/214
D904,637 S * 12/2020 Wang D24/215

(**) Term: **15 Years**
(21) Appl. No.: **29/718,029**
(22) Filed: **Dec. 20, 2019**

(30) **Foreign Application Priority Data**
Dec. 12, 2019 (CN) 201930695361.6

(51) **LOC (13) Cl.** **28-03**
(52) **U.S. Cl.**
USPC **D24/215**

(58) **Field of Classification Search**
USPC D24/215, 200, 211, 212, 213, 214, 133, D24/188, 107, 231, 209, 141; D28/85; D30/160
CPC A61H 19/00; A61H 19/30; A61H 19/34; A61H 19/44; A61H 23/00; A61H 2023/002; A61H 23/008; A61H 9/00; A61H 9/0007; A61H 9/0057; A61H 7/00; A61H 7/001; A61H 7/003; A61H 7/004; A61H 7/005; A61H 7/007; A61H 1/00; A61H 2205/087; A61H 2205/022; A61H 2201/0153; A61H 2201/1253
See application file for complete search history.

(56) **References Cited**
U.S. PATENT DOCUMENTS
D585,997 S * 2/2009 Adam D24/107
D637,309 S * 5/2011 Park D24/215

OTHER PUBLICATIONS

Facial Massager Wand. Date: Mar. 18, 2019. [online]. [Site visited Apr. 30, 2021], Available from Internet URL: <https://www.amazon.co.uk/dp/B07KW21YSF/> (Year: 2019).*

(Continued)

Primary Examiner — Susan Bennett Hattan
Assistant Examiner — Landon Thomas Cassell
(74) *Attorney, Agent, or Firm* — Westbridge IP LLC


(57) **CLAIM**

The ornamental design for a massager, as shown and described.

DESCRIPTION

FIG. 1 is a front elevational view of a massager showing my new design;
FIG. 2 is a rear elevational view thereof;
FIG. 3 is a left side view thereof;
FIG. 4 is a right side view thereof;
FIG. 5 is a top plan view thereof;
FIG. 6 is a bottom plan view thereof;
FIG. 7 is a front, right, top perspective view thereof; and,
FIG. 8 is a rear, left, bottom perspective view thereof.
The evenly broken lines in the drawings illustrate portions of the massager that form no part of the claimed design.

1 Claim, 8 Drawing Sheets



(56)

References Cited

OTHER PUBLICATIONS

Mini Bullet vibrator. Date: Mar. 27, 2019. [online]. [Site visited x/xx/2021], Available from Internet URL: <https://www.amazon.com/dp/B07SCZRHH2/> (Year: 2019).*

Massagers. (Design—© Questel) orbit.com. [Online PDF compilation of references] 58 pgs. Print Dates Range Sep. 10, 2012-Apr. 19, 2019 [Retrieved May 13, 2021] <https://www.orbit.com/export/UCZAH96B/pdf4/584261a4-cac3-437e-a604-ca37a8fb7e4b-182815.pdf> (Year: 2021).*

* cited by examiner

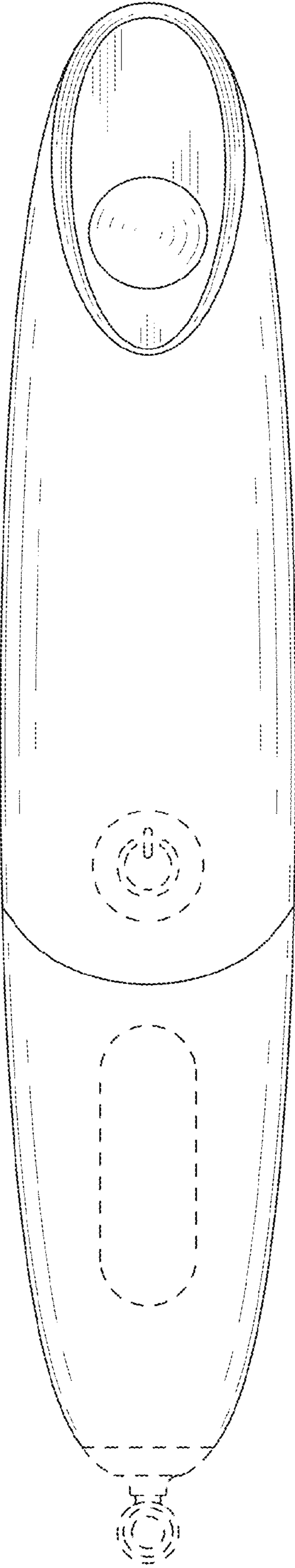


FIG. 1




FIG. 2

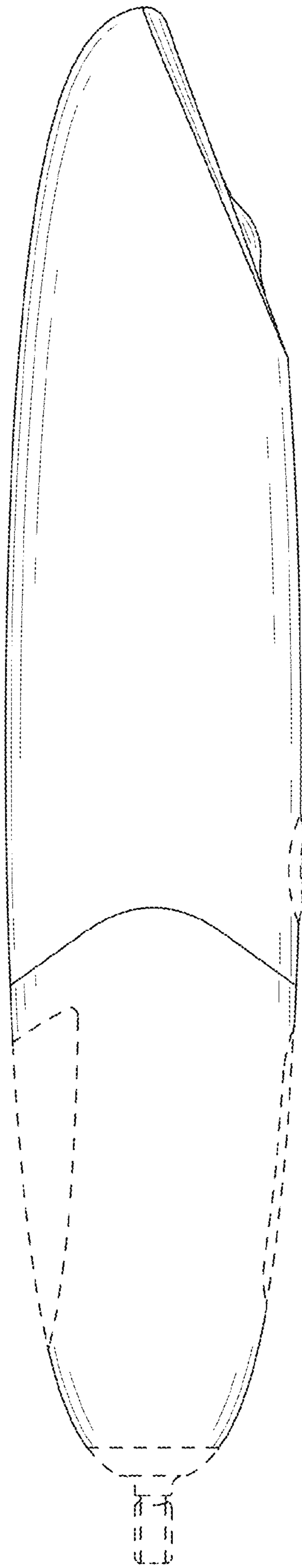


FIG. 3

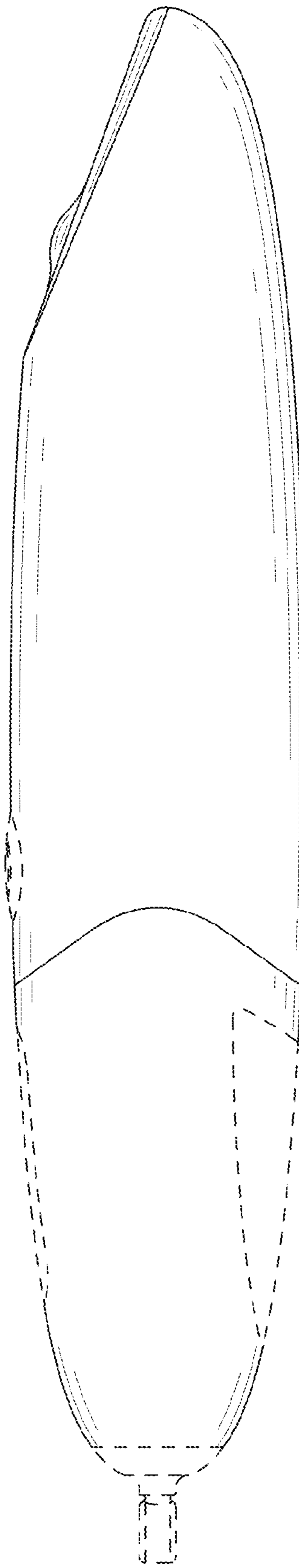


FIG. 4

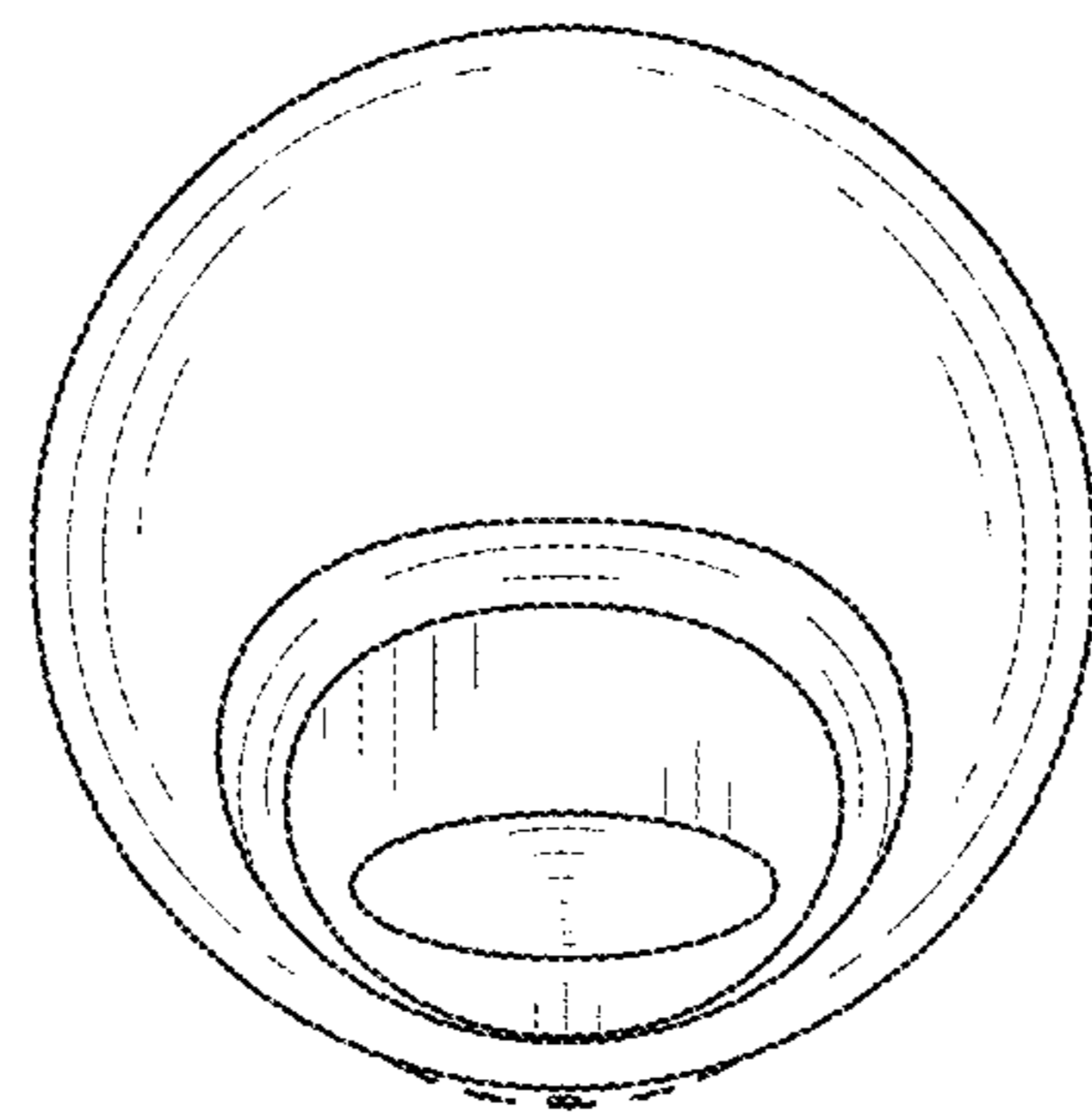


FIG. 5

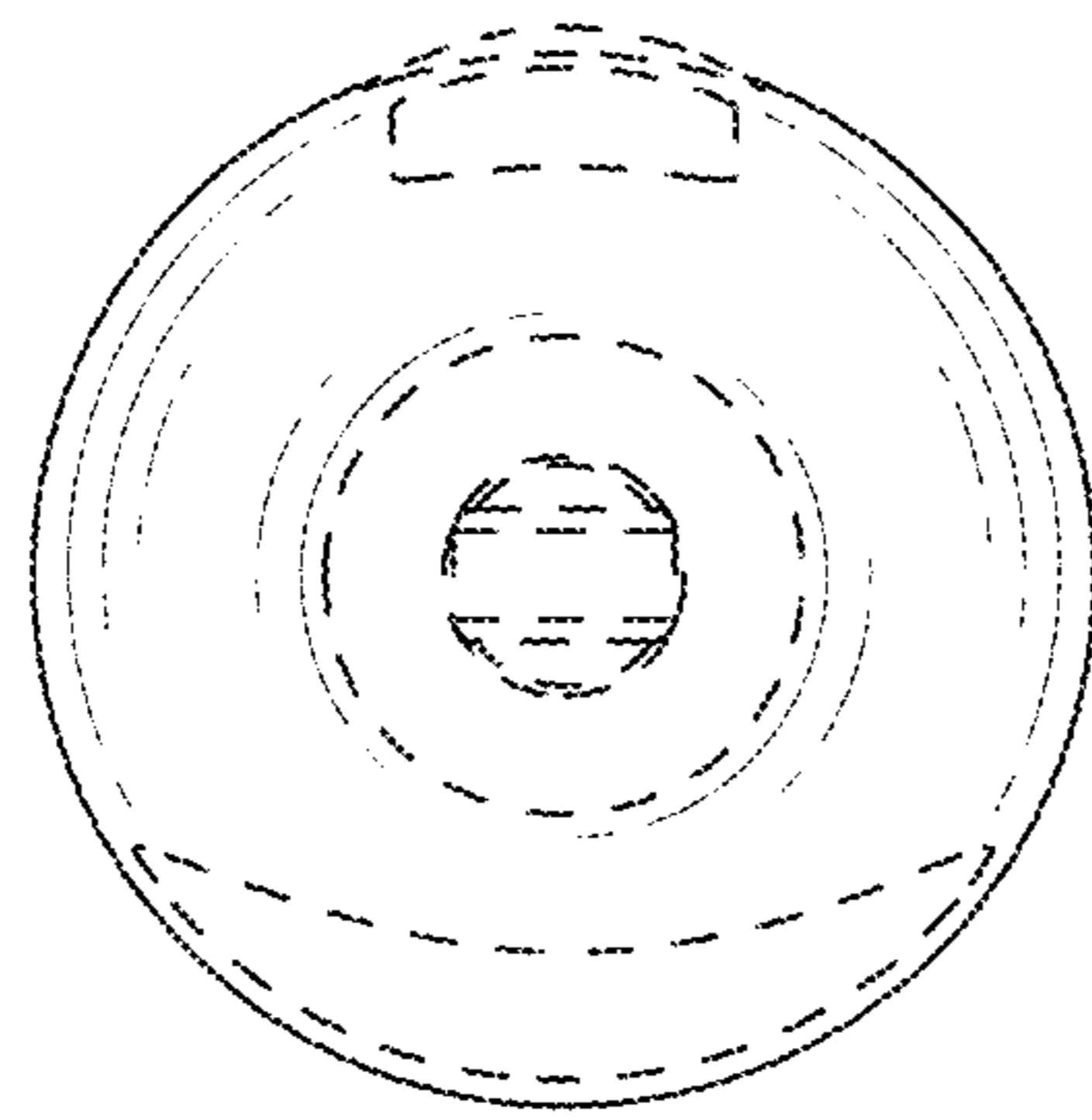


FIG. 6




FIG. 7

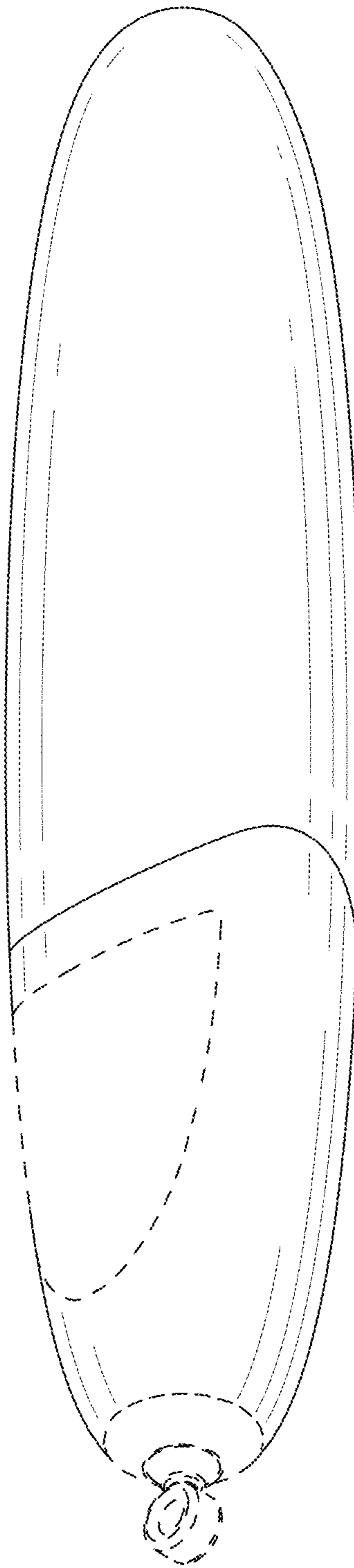


FIG. 8