



US00D930176S

(12) **United States Design Patent** (10) **Patent No.:** **US D930,176 S**
Wang (45) **Date of Patent:** **** Sep. 7, 2021**

(54) **MASSAGER**

(71) Applicant: **Shenzhen Violet Intelligent Communication Co., Ltd., Shenzhen (CN)**

(72) Inventor: **Yin Wang, Shenzhen (CN)**

(73) Assignee: **Shenzhen Violet Intelligent Communication Co., Ltd., Shenzhen (CN)**

(**) Term: **15 Years**

(21) Appl. No.: **29/718,027**

(22) Filed: **Dec. 20, 2019**

(30) **Foreign Application Priority Data**

Dec. 12, 2019 (CN) 201930695340.4

(51) **LOC (13) Cl.** **28-03**

(52) **U.S. Cl.**
USPC **D24/215**

(58) **Field of Classification Search**
USPC D24/215, 200, 211, 212, 213, 214, 133, D24/188, 107, 231
CPC A61H 19/00; A61H 19/30; A61H 19/34; A61H 19/44; A61H 23/00; A61H 2023/002; A61H 23/008; A61H 9/00; A61H 9/0007; A61H 9/0057; A61H 7/00; A61H 7/001; A61H 7/003; A61H 7/004; A61H 7/005; A61H 7/007; A61H 1/00; A61H 2205/087; A61H 2205/022; A61H 2201/0153; A61H 2201/1253

See application file for complete search history.

(56) **References Cited**

U.S. PATENT DOCUMENTS

D457,265 S * 5/2002 Gebhard D28/9
D637,309 S * 5/2011 Park D24/215

D726,926 S * 4/2015 Matsushita D24/200
D759,261 S * 6/2016 Son D24/215
D787,693 S * 5/2017 Matsushita D24/200
D794,784 S * 8/2017 Bradley D24/133
D847,360 S * 4/2019 Levi D24/214
D855,818 S * 8/2019 Kymm D24/209
D863,580 S * 10/2019 Lee D24/211
D880,710 S * 4/2020 Amoyal D24/209
D884,203 S * 5/2020 Segev D24/209
D904,637 S * 12/2020 Wang D24/215

OTHER PUBLICATIONS

Lelo Gigi 2 Pleasure Object. Date: Aug. 22, 2010. [online]. [Site visited May 13, 2021], Available from Internet URL: <https://www.adameve.com/adult-sex-toys/vibrators/g-spot-vibrators/sp-lelo-gigi-pleasure-object-36437.aspx> (Year: 2010).*

(Continued)

Primary Examiner — Susan Bennett Hattan
Assistant Examiner — Landon Thomas Cassell
(74) *Attorney, Agent, or Firm* — Westbridge IP LLC

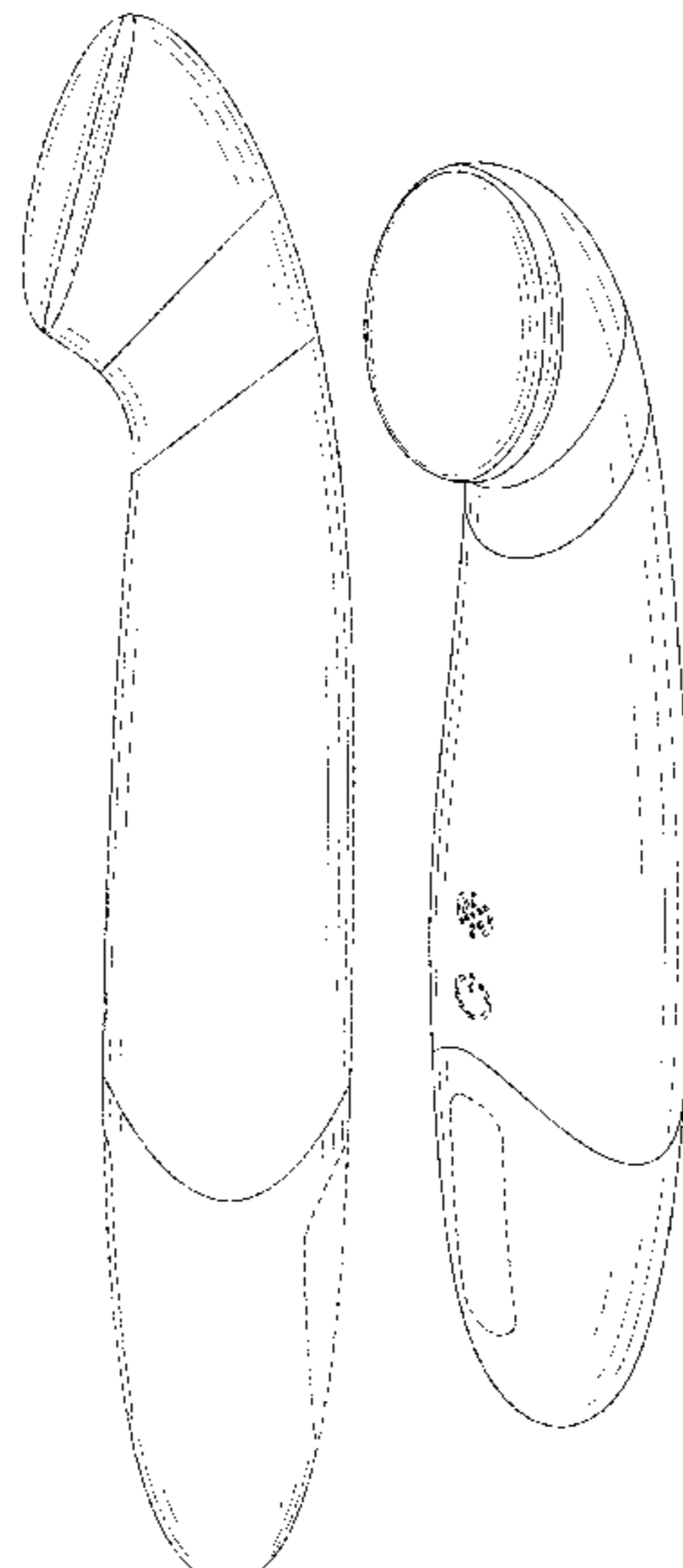
(57) **CLAIM**

The ornamental design for a massager, as shown and described.

DESCRIPTION

FIG. 1 is a front elevational view of a massager showing my new design;
FIG. 2 is a rear elevational view thereof;
FIG. 3 is a left side view thereof;
FIG. 4 is a right side view thereof;
FIG. 5 is a top plan view thereof
FIG. 6 is a bottom plan view thereof;
FIG. 7 is a front, right, top perspective view thereof; and,
FIG. 8 is a rear, left, bottom perspective view thereof.
The evenly broken lines in the drawings illustrate portions of the massager that form no part of the claimed design.

1 Claim, 8 Drawing Sheets



(56)

References Cited

OTHER PUBLICATIONS

Sonic Facial Massage Device. Date: May 10, 2017. [online]. [Site visited Apr. 30, 2021], Available from Internet URL: <https://www.amazon.co.uk/dp/B071NTMXVT/> (Year: 2017).*

Massagers. (Design—© Questel) orbit.com. [Online PDF compilation of references selected by examiner] 59 pgs. Print Dates Range May 15, 2009-Aug. 11, 2020 [Retrieved May 13, 2021] <https://www.orbit.com/export/UCZAH96B/pdf4/c79fd461-8861-4aaa-a5c1-7b2780d5efcc-175346.pdf> (Year: 2021).*

* cited by examiner

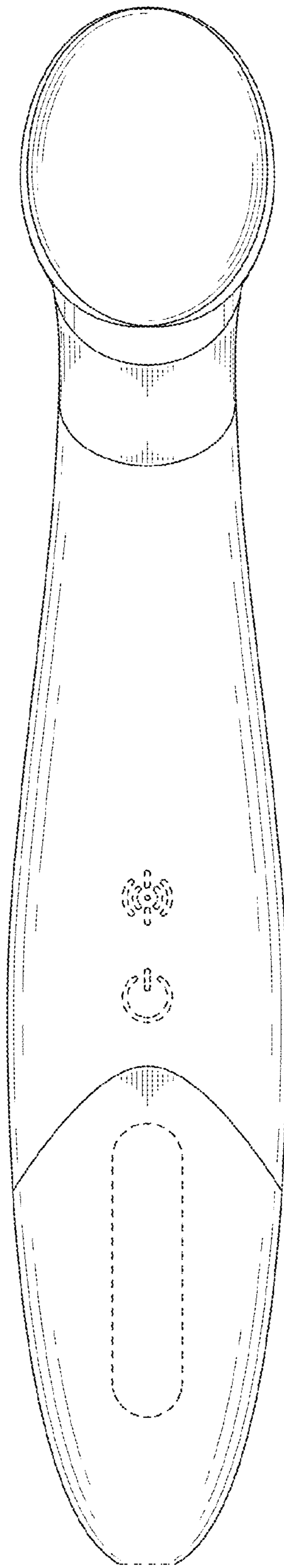


FIG. 1

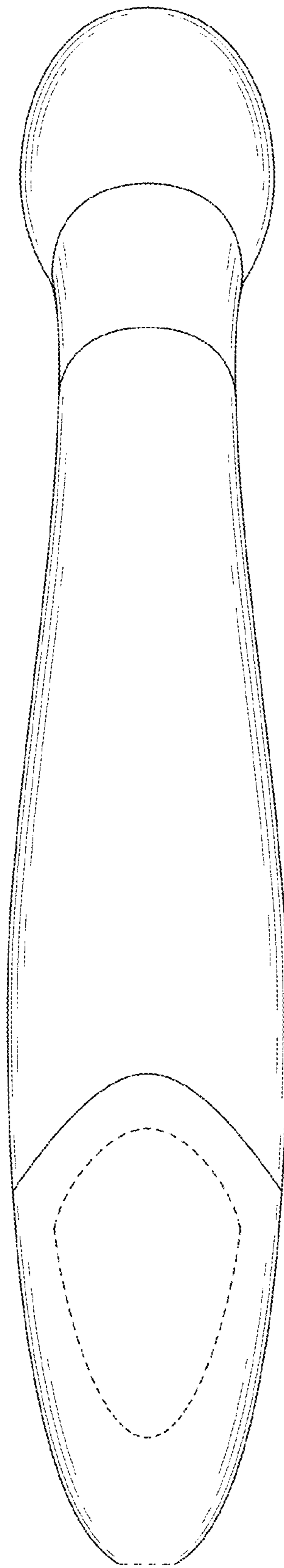


FIG. 2




FIG. 3




FIG. 4

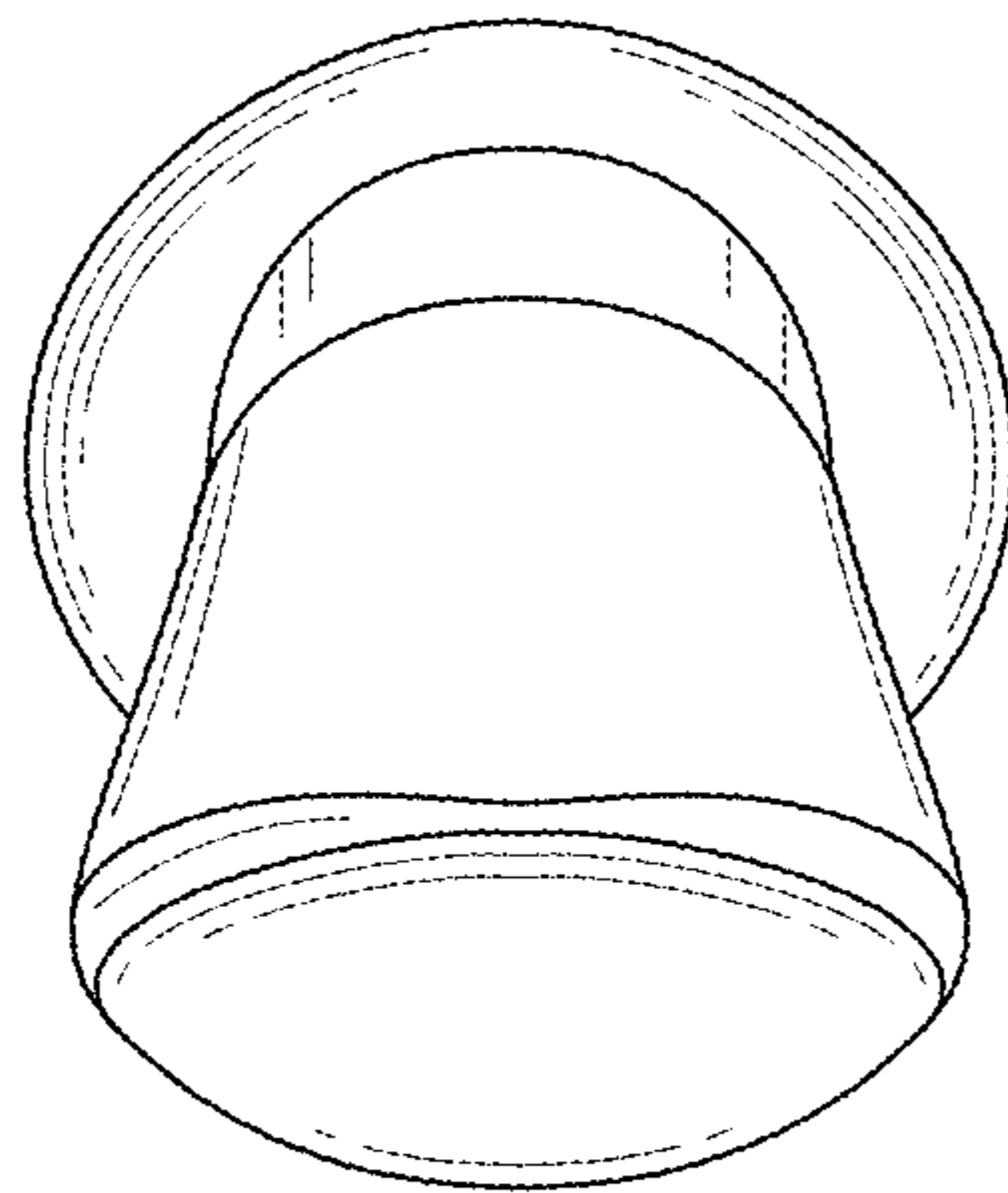


FIG. 5

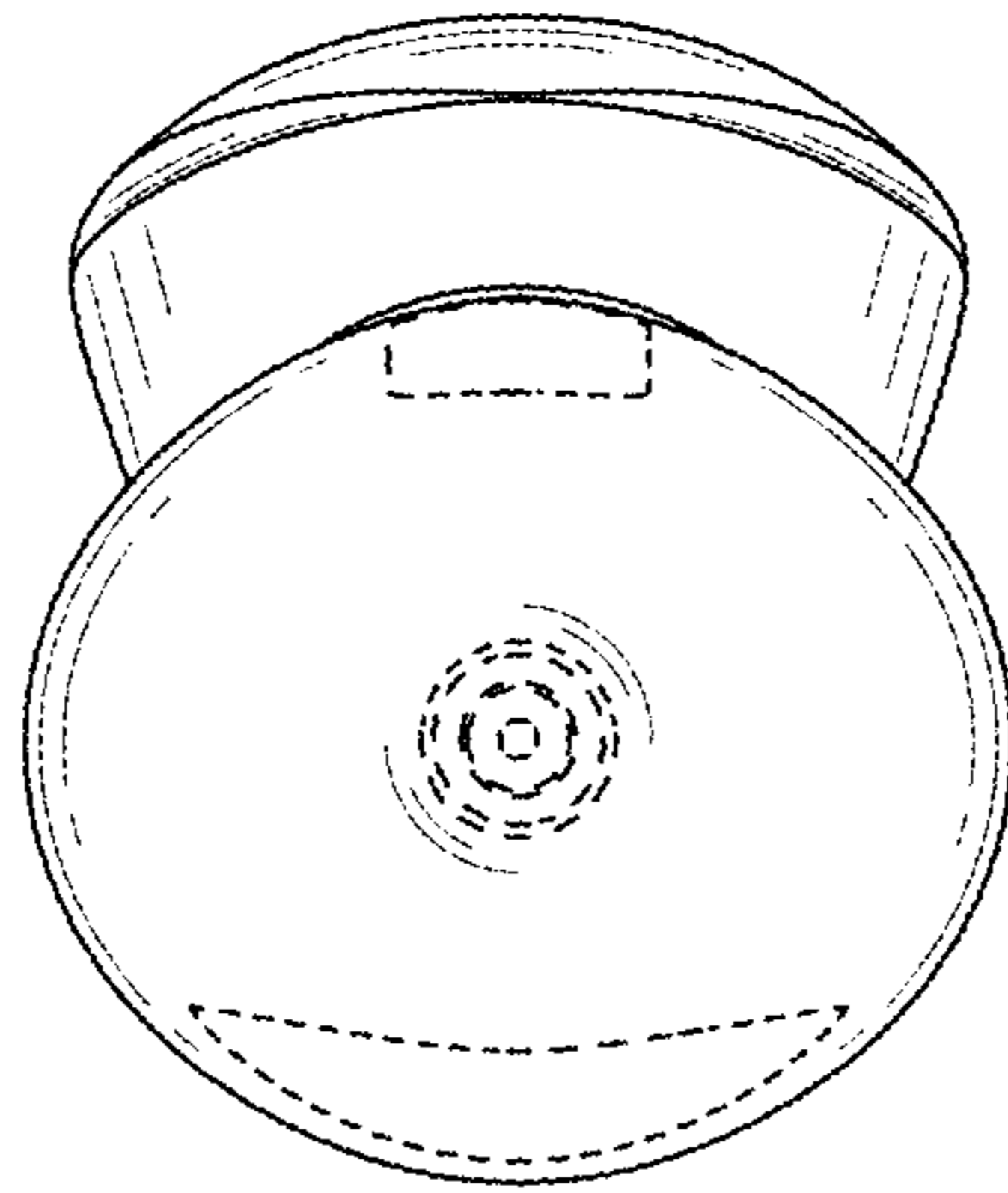


FIG. 6

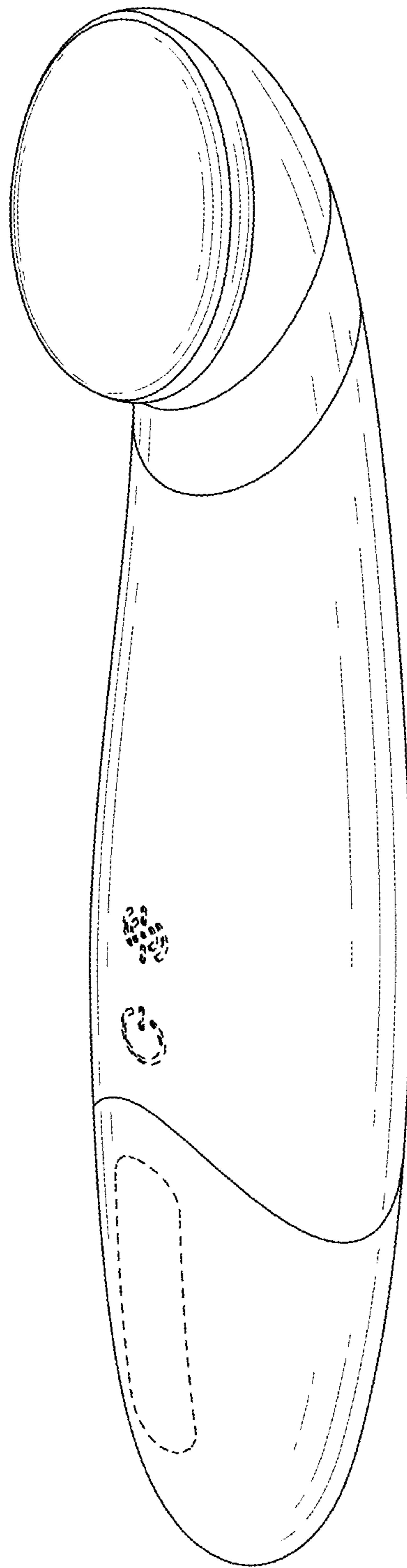


FIG. 7

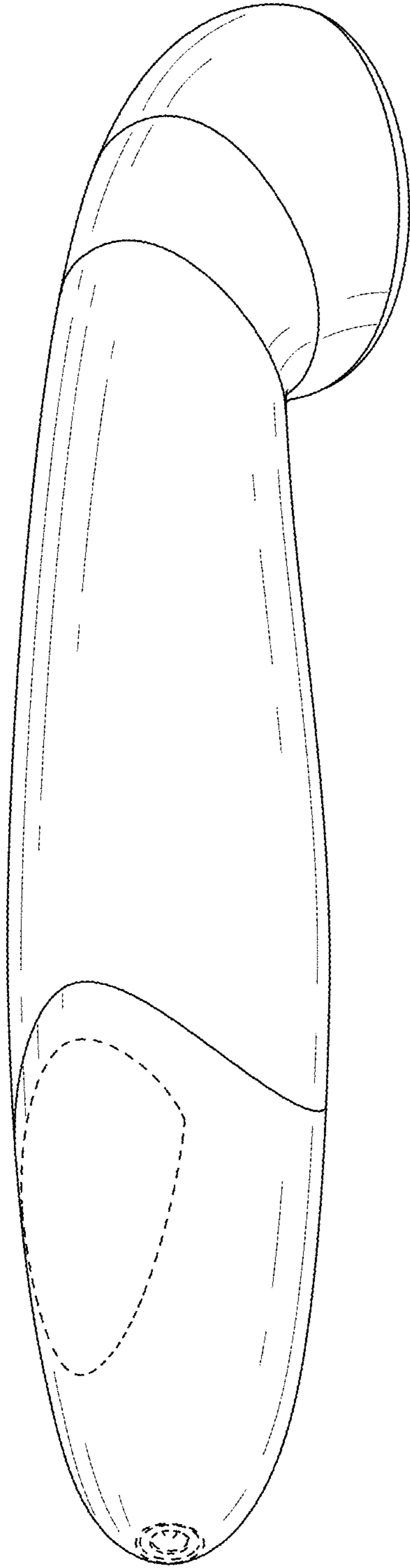


FIG. 8