



US00D930153S

(12) **United States Design Patent** (10) **Patent No.:** **US D930,153 S**  
**Moriwake** (45) **Date of Patent:** **\*\* Sep. 7, 2021**

- (54) **MEDICINE INJECTOR**
- (71) Applicant: **PHC Holdings Corporation**, Tokyo (JP)
- (72) Inventor: **Yuta Moriwake**, Ehime (JP)
- (73) Assignee: **PHC Holdings Corporation**, Tokyo (JP)
- (\*\*) Term: **15 Years**
- (21) Appl. No.: **29/774,928**
- (22) Filed: **Mar. 19, 2021**

D650,070 S	12/2011	Mori	
D695,394 S	12/2013	Takemoto et al.	
D695,395 S	12/2013	Tani et al.	
D732,410 S *	6/2015	Waler	D10/81
D741,995 S	10/2015	Prasser et al.	
D806,233 S *	12/2017	Wolper	D24/112
D833,624 S *	11/2018	DeJong	D24/186
D834,708 S *	11/2018	Glocker	D24/113
D834,709 S *	11/2018	Glocker	D24/113
D835,285 S *	12/2018	Barker	D24/186
D837,388 S *	1/2019	DaCosta	D24/186
D837,975 S *	1/2019	Protasiewicz	D24/113
10,293,110 B2 *	5/2019	Murakami	A61M 5/20
2002/0133114 A1 *	9/2002	Itoh	A61P 7/04 604/67
2014/0243787 A1 *	8/2014	Mukai	A61M 5/20 604/506

\* cited by examiner

**Related U.S. Application Data**

- (62) Division of application No. 29/680,108, filed on Feb. 13, 2019, now Pat. No. Des. 921,191.

*Primary Examiner* — David G Muller

(74) *Attorney, Agent, or Firm* — Crowell & Moring LLP

(30) **Foreign Application Priority Data**

Sep. 27, 2018 (JP) ..... 2018-020987

(51) **LOC (13) Cl.** ..... **24-02**

(52) **U.S. Cl.**  
USPC ..... **D24/113**

(58) **Field of Classification Search**  
USPC ..... D24/112–114, 108, 133, 130, 127, 186;  
606/181, 185; 604/264, 272, 187, 181,  
604/184, 227  
CPC ..... A61M 5/178; A61M 3/00; A61M 5/20;  
A61M 5/31; A61M 5/3146; A61M  
5/3129; A61M 5/3148  
See application file for complete search history.

(57) **CLAIM**

I claim the ornamental design for a medicine injector, as shown and described.

**DESCRIPTION**

FIG. 1 is a front perspective view of a medicine injector of the present invention;  
FIG. 2 is a rear perspective view thereof;  
FIG. 3 is a front view thereof;  
FIG. 4 is a rear view thereof;  
FIG. 5 is a left side view thereof;  
FIG. 6 is a right side view thereof;  
FIG. 7 is a top view thereof; and,  
FIG. 8 is a bottom view thereof.

The even broken lines show parts of the medicine injector that represent unclaimed subject matter and form no part of the claimed design. Additionally, the unevenly broken lines shown in FIGS. 1, 3, 5, 6 and 7 define the limits of the claimed design.

(56) **References Cited**

**U.S. PATENT DOCUMENTS**

D479,598 S	9/2003	Tyce	
D479,746 S *	9/2003	Tyce	D24/112
D601,257 S *	9/2009	Berlinger	D24/169

**1 Claim, 4 Drawing Sheets**




Fig. 1




Fig. 2




Fig. 3

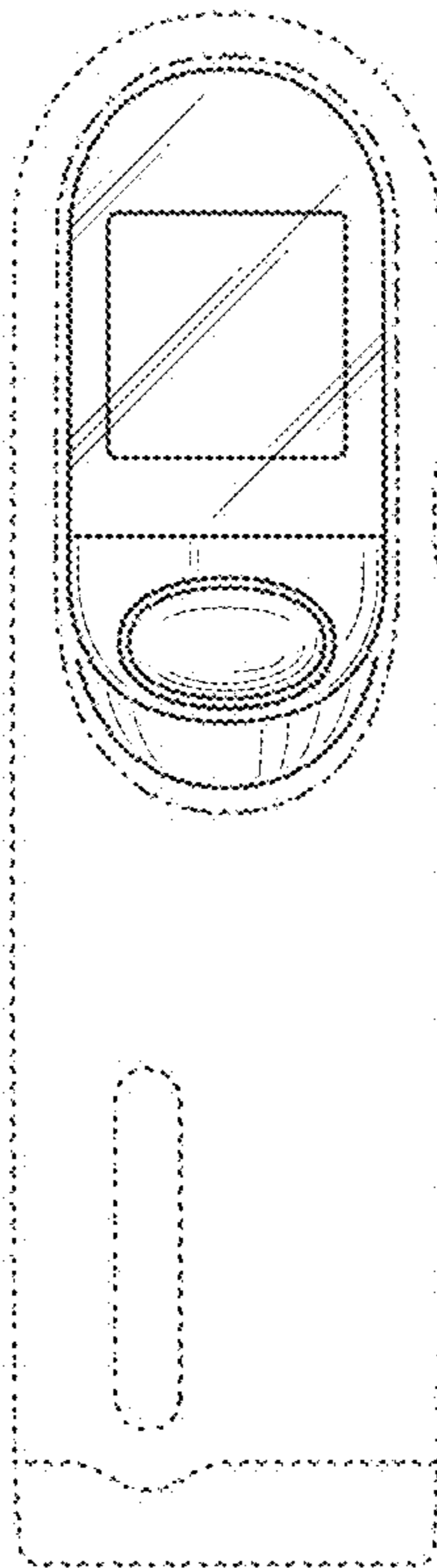


Fig. 4

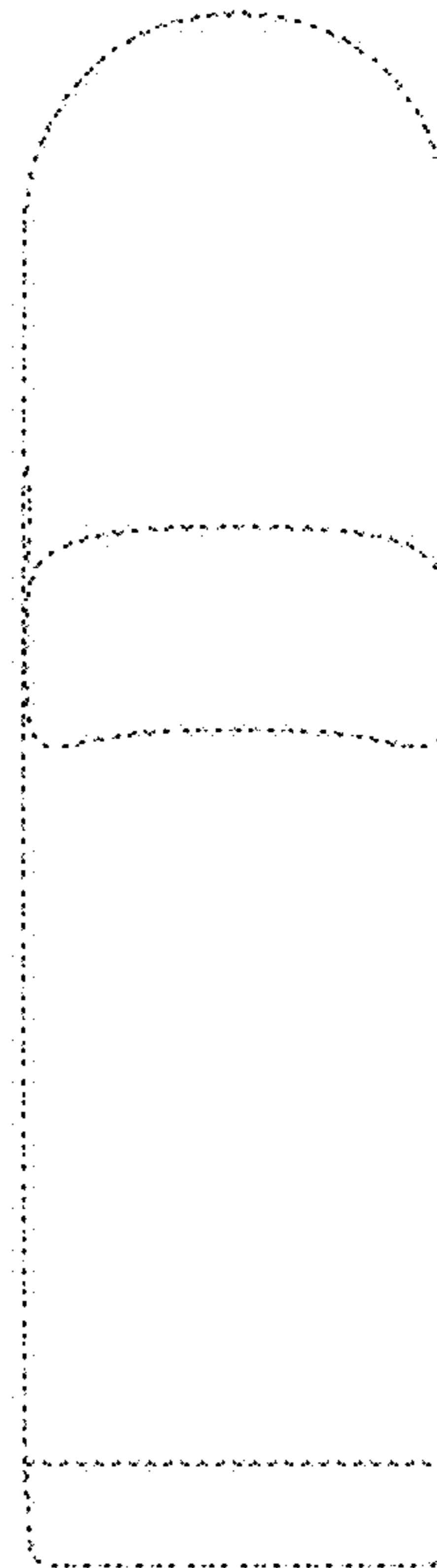


Fig. 5




Fig. 6




Fig. 7

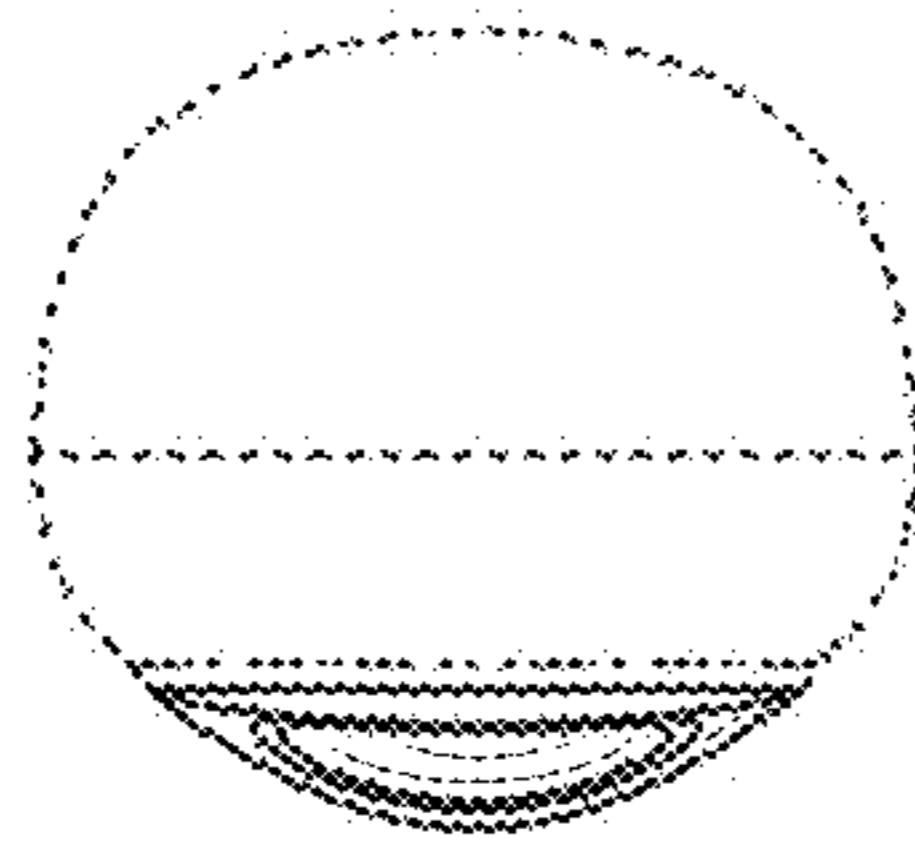


Fig. 8

