



US00D930146S

(12) **United States Design Patent**
Ebeling et al.

(10) **Patent No.:** **US D930,146 S**
(45) **Date of Patent:** **** Sep. 7, 2021**

(54) **INSUFFLATOR**
(71) Applicant: **Aesculap AG**, Tuttlingen (DE)
(72) Inventors: **Frank Ebeling**, Berlin (DE); **Bertold Engler**, Munich (DE)

3,134,513 A * 5/1964 Ashman B01F 3/06
222/195
D717,459 S * 11/2014 Lin D24/216
D738,488 S * 9/2015 Formica D24/110
D738,489 S * 9/2015 Formica D24/110
D765,257 S * 8/2016 Marzynski D24/186

(73) Assignee: **AESCULAP AG**, Tuttlingen (DE)

OTHER PUBLICATIONS

(**) Term: **15 Years**
(21) Appl. No.: **29/689,712**
(22) Filed: **May 1, 2019**

Entire patent prosecution history of U.S. Appl. No. 29/601,626, filed Apr. 25, 2017, entitled "Insufflator."

* cited by examiner

Related U.S. Application Data

Primary Examiner — Aula Soroush

(63) Continuation of application No. 29/601,626, filed on Apr. 25, 2017, now abandoned.

(30) **Foreign Application Priority Data**

(57) **CLAIM**

Oct. 25, 2016 (EM) 003434133

The ornamental design for an insufflator, as shown and described.

(51) **LOC (13) Cl.** **29-02**

(52) **U.S. Cl.**
USPC **D24/110**

(58) **Field of Classification Search**
USPC D24/107–108, 110–114, 127, 162, 164,
D24/185–186
CPC A61M 5/14; A61M 5/142; A61M 5/172;
A61M 2005/14268; A62B 18/00; A62B
18/02; A62B 18/025; A62B 18/10; A62B
18/08; A62B 23/02
See application file for complete search history.

DESCRIPTION

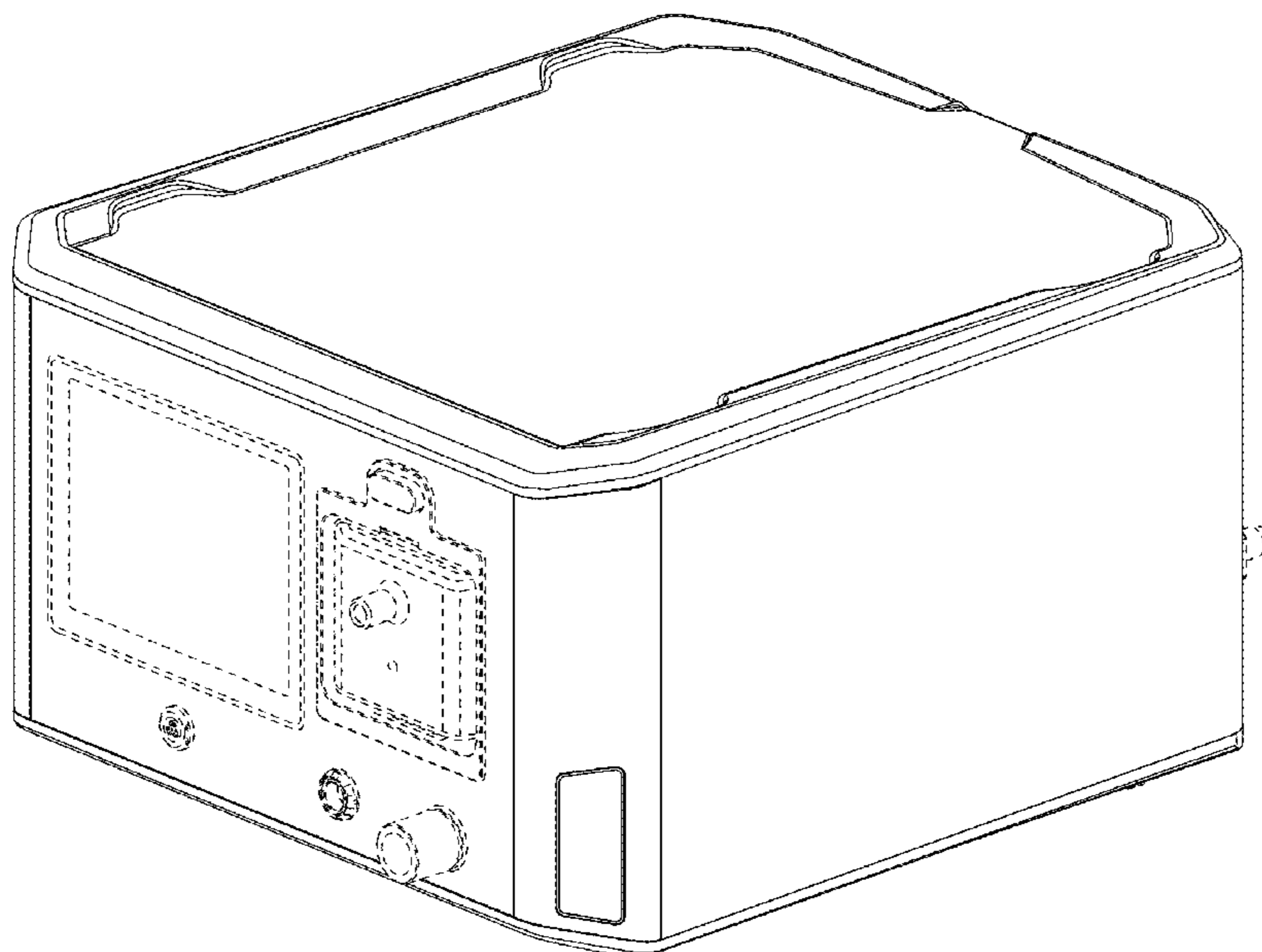
FIG. 1 is a perspective view of an insufflator showing our new design;
FIG. 2 is a front elevation view thereof;
FIG. 3 is a left side elevation view thereof;
FIG. 4 is a right side elevation view thereof;
FIG. 5 is a top plan view thereof;
FIG. 6 is a rear elevation view thereof; and,
FIG. 7 is a bottom plan view thereof.
The broken lines in the drawings illustrate portions of the insufflator that form no part of the claimed design.

(56) **References Cited**

U.S. PATENT DOCUMENTS

2,120,762 A * 6/1938 McGaw B01D 45/08
261/123
2,579,113 A * 12/1951 Gardner A61M 31/00
600/560

1 Claim, 7 Drawing Sheets



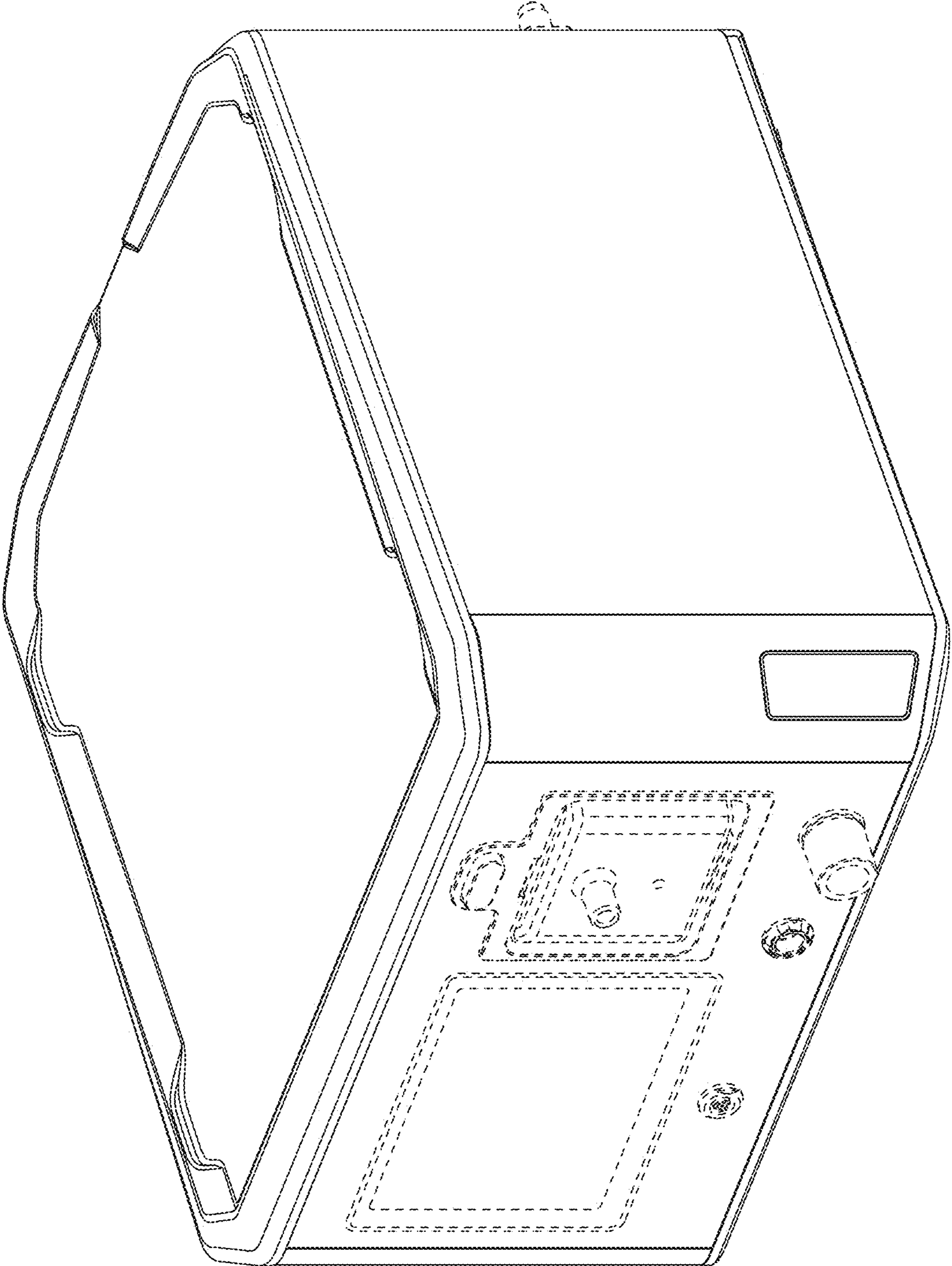


FIG. 1

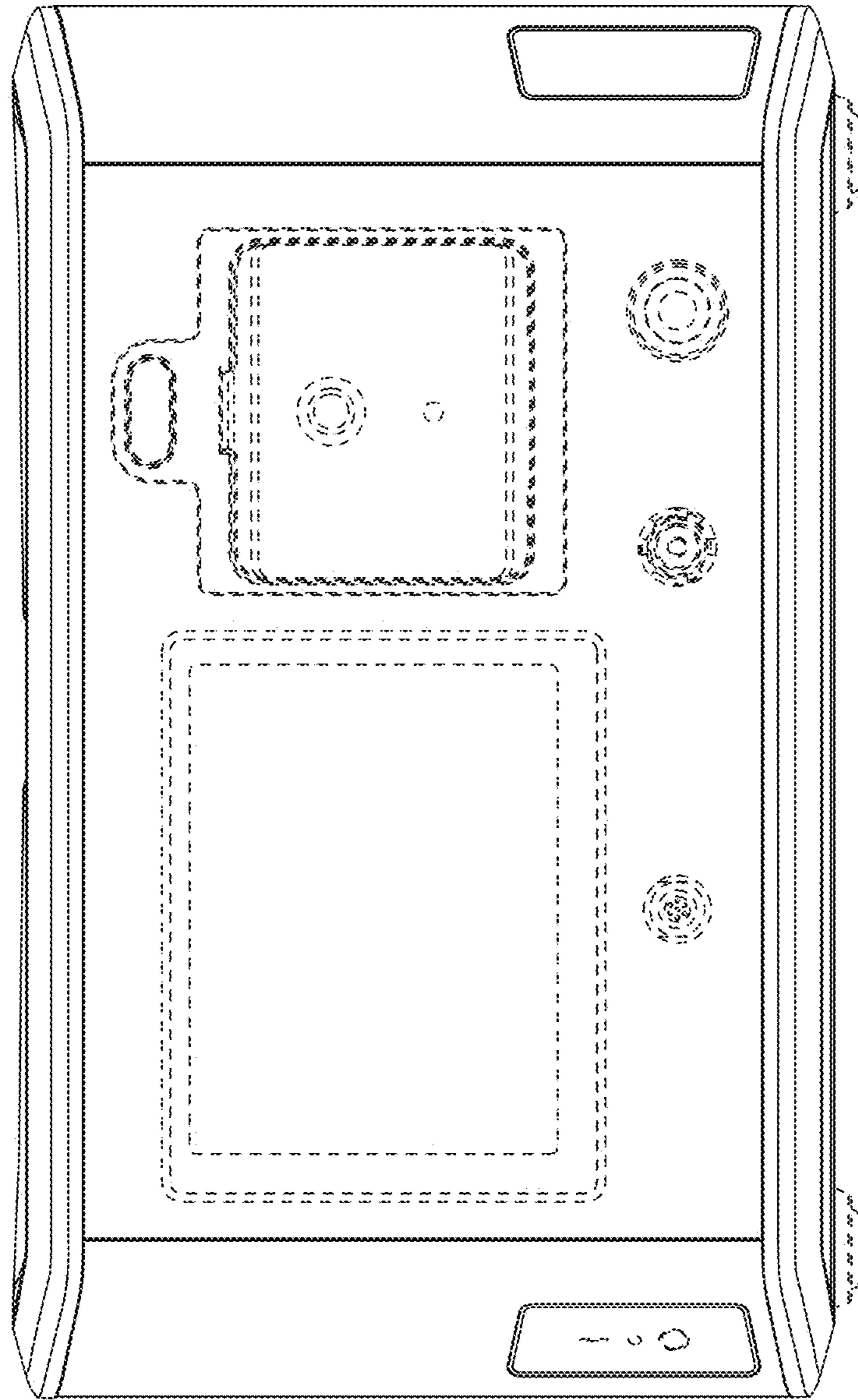


FIG. 2




FIG. 3




FIG. 4




FIG. 5

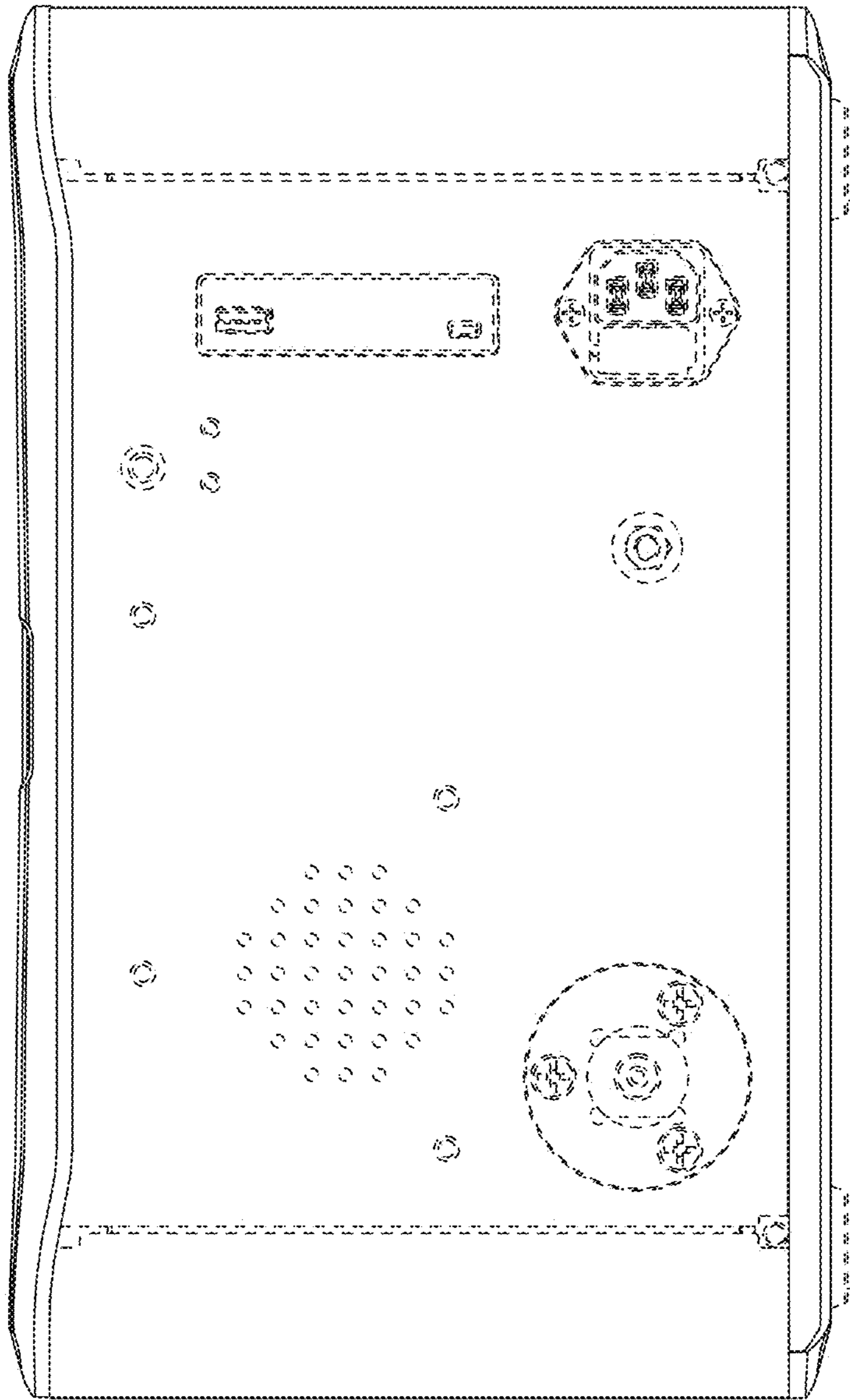


FIG. 6

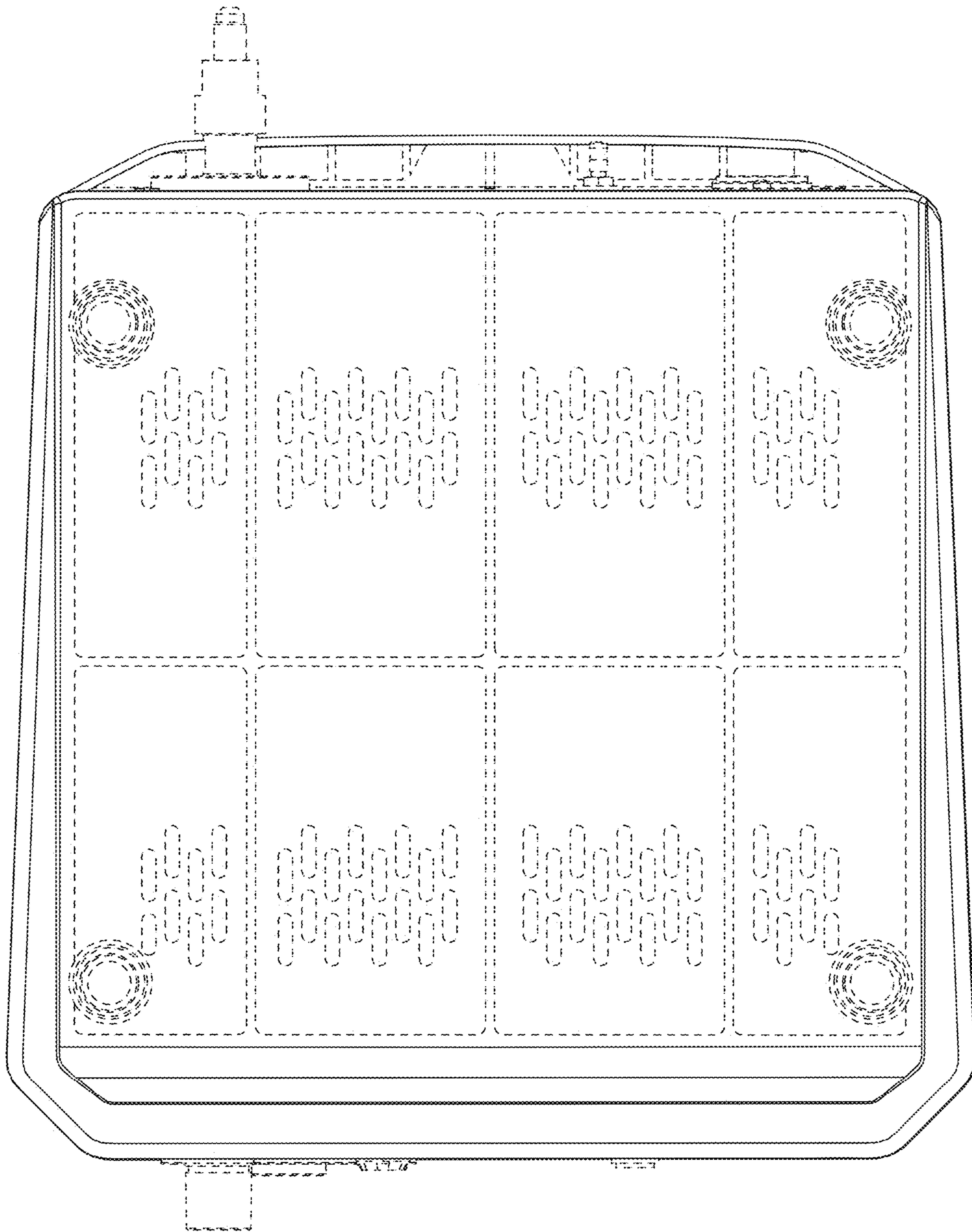


FIG. 7