



US00D930135S

(12) **United States Design Patent** (10) **Patent No.:** **US D930,135 S**
Jung et al. (45) **Date of Patent:** **** Sep. 7, 2021**

(54) **AIR PURIFIER WITH LIGHT**
(71) Applicant: **LG ELECTRONICS INC.**, Seoul (KR)
(72) Inventors: **Soonho Jung**, Seoul (KR); **Heejae Kwon**, Seoul (KR); **Seungho Baek**, Seoul (KR); **Minha Lee**, Seoul (KR); **Jaeyoung Jo**, Seoul (KR)
(73) Assignee: **LG ELECTRONICS INC.**, Seoul (KR)

D558,318 S * 12/2007 Choi D23/351
D643,913 S * 8/2011 Ching D23/342
D683,005 S * 5/2013 Park, II D23/351
D685,072 S * 6/2013 Li D23/351
8,685,328 B2 * 4/2014 Okano F24F 1/0071
422/121
D735,308 S * 7/2015 Chen D23/351
D764,646 S * 8/2016 Miyazaki D23/351
D765,233 S * 8/2016 Lee D23/351
D766,412 S * 9/2016 Lee D23/351
D768,272 S * 10/2016 Park D23/351
D774,632 S * 12/2016 Park D23/351

* cited by examiner

(**) Term: **15 Years**
(21) Appl. No.: **29/729,139**
(22) Filed: **Mar. 24, 2020**

Primary Examiner — David G Muller
(74) *Attorney, Agent, or Firm* — Birch, Stewart, Kolasch & Birch LLP

(30) **Foreign Application Priority Data**
Sep. 27, 2019 (KR) 30-2019-0046716
(51) **LOC (13) Cl.** **23-04**
(52) **U.S. Cl.**
USPC **D23/364**
(58) **Field of Classification Search**
USPC D23/355–366, 352, 369, 332, 333, 335, D23/336, 342, 351; D26/34, 36, 38, 51, D26/59, 74, 120, 124; 422/120, 122; 55/356, 473, 504; 96/97; 261/DIG. 17, 261/DIG. 65, DIG. 88, DIG. 31
CPC .. A61L 9/16; A61L 9/22; B01D 47/00; B01D 47/027; B01D 2221/02; B01D 2259/4508; B03C 3/155; B03C 3/368; F24F 3/16; F24F 13/20; F24F 13/28
See application file for complete search history.

(57) **CLAIM**
We claim the ornamental design for an air purifier with light, as shown and described.

(56) **References Cited**
U.S. PATENT DOCUMENTS
D436,159 S * 1/2001 Gutmann D23/364
D465,837 S * 11/2002 Hatanaka D23/351

DESCRIPTION
FIG. 1 is a perspective view of an air purifier with light showing the new design;
FIG. 2 is a front elevation view thereof;
FIG. 3 is a rear elevation view thereof;
FIG. 4 is a left-side elevation view thereof;
FIG. 5 is a right-side elevation view thereof;
FIG. 6 is a top plan view thereof;
FIG. 7 is a bottom plan view thereof;
FIG. 8 is a perspective view showing a state of use thereof; and,
FIG. 9 is a perspective view showing a state of the lower suction grill opened.
The broken lines in FIGS. 2, 3 and 6 represent portions of the air purifier with light that form no part of the claimed design. The broken lines in FIGS. 8 and 9 show environment that forms no part of the claimed design.

1 Claim, 9 Drawing Sheets

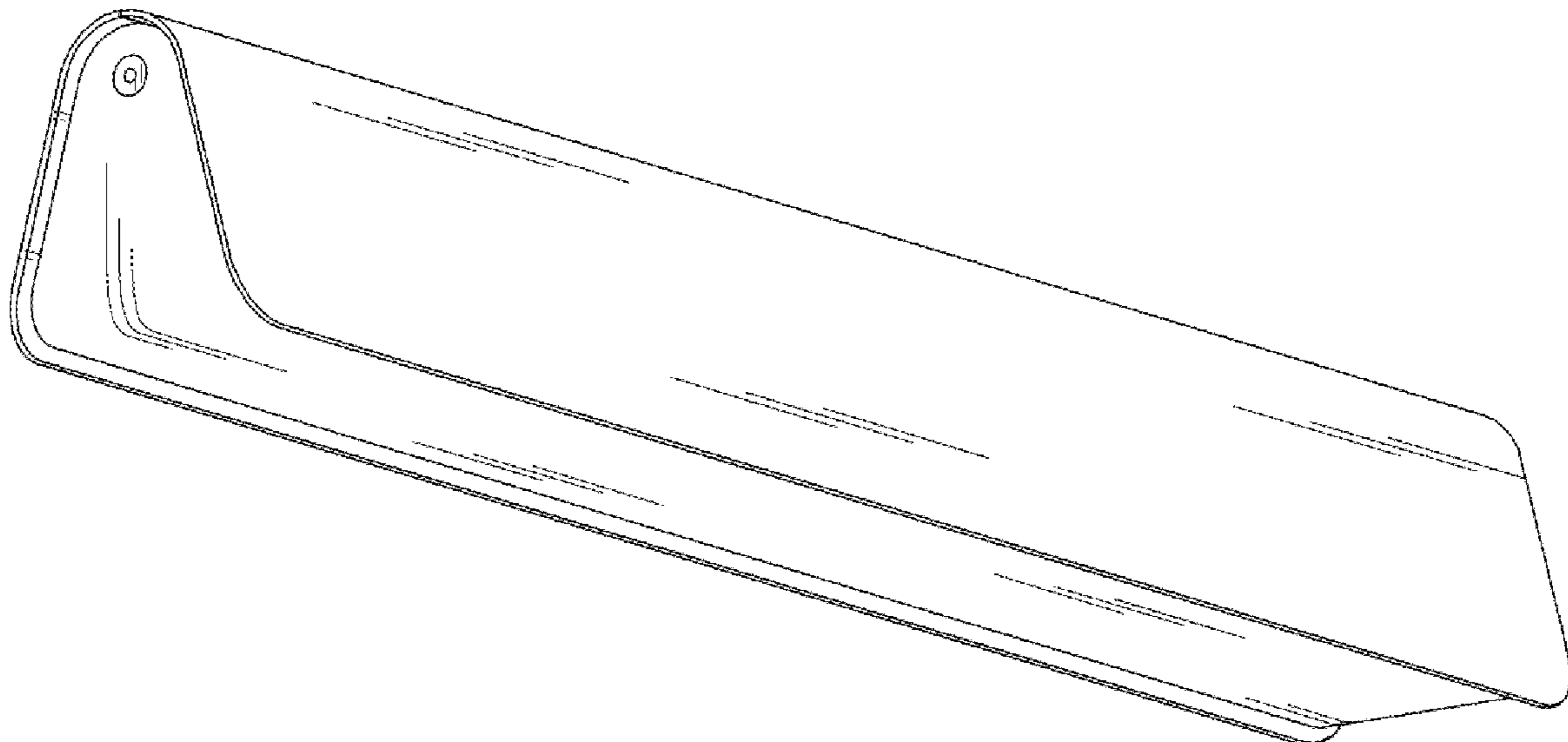


FIG. 1

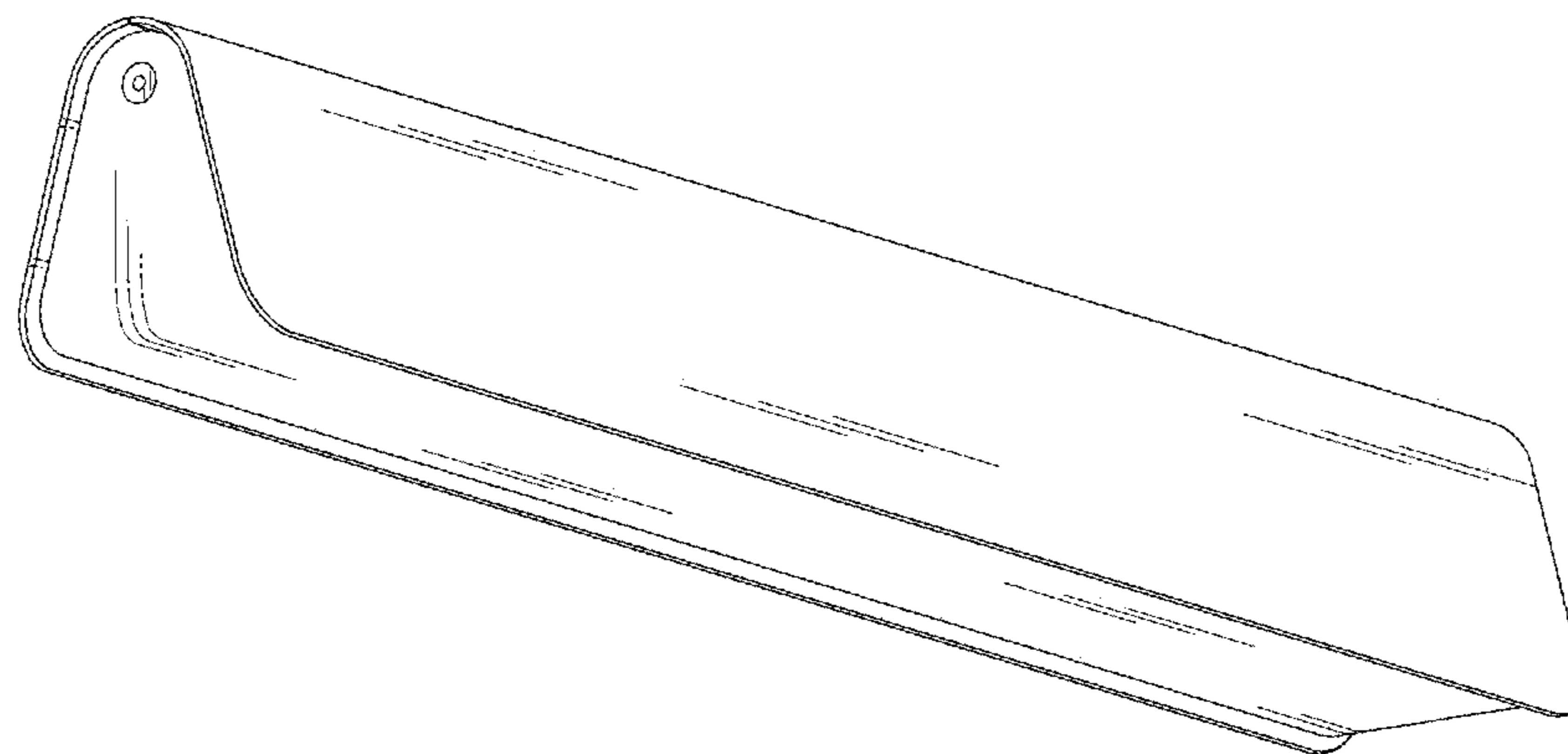


FIG. 2




FIG. 3




FIG. 4

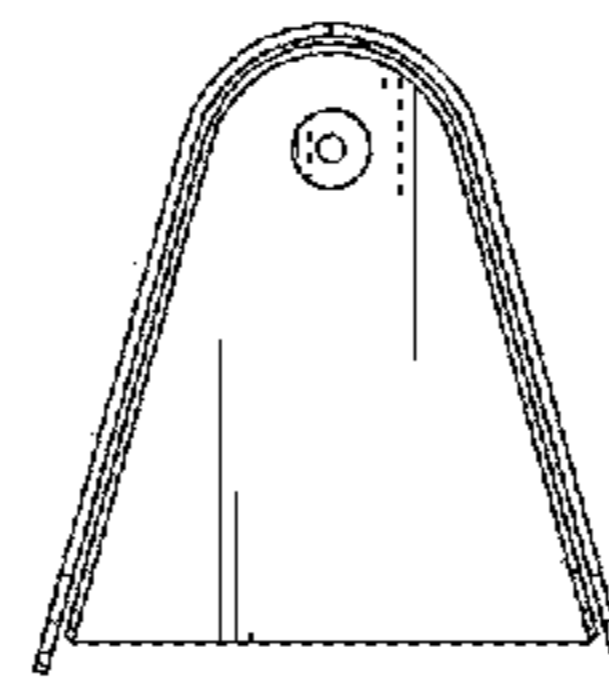


FIG. 5

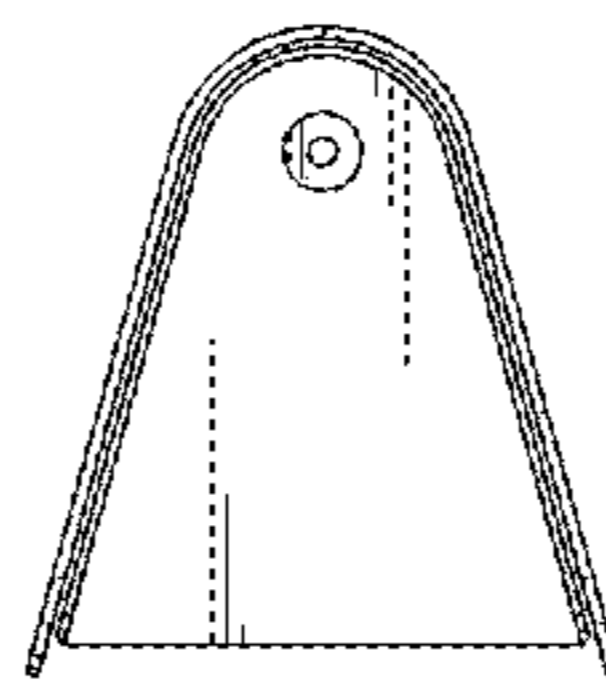


FIG. 6




FIG. 7




FIG. 8

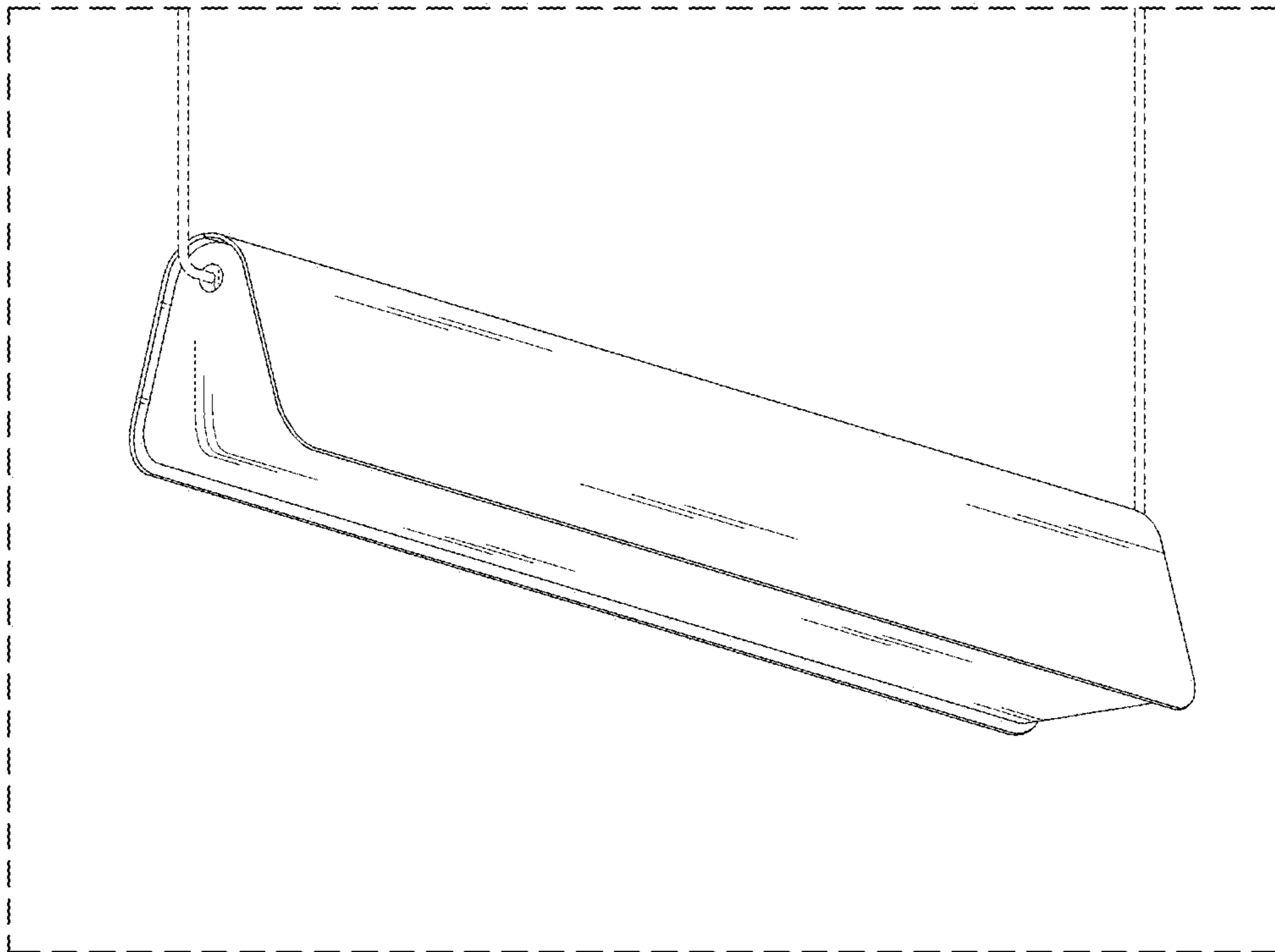


FIG. 9

