



US00D930133S

(12) **United States Design Patent** (10) **Patent No.:** **US D930,133 S**  
**Jung et al.** (45) **Date of Patent:** **\*\* Sep. 7, 2021**

(54) **AIR PURIFIER WITH LIGHT**

(56) **References Cited**

(71) Applicant: **LG ELECTRONICS INC.**, Seoul (KR)

U.S. PATENT DOCUMENTS

(72) Inventors: **Soonho Jung**, Seoul (KR); **Heejae Kwon**, Seoul (KR); **Seungho Baek**, Seoul (KR); **Minha Lee**, Seoul (KR); **Jaeyoung Jo**, Seoul (KR)

D527,448 S *	8/2006	Ku	.....	D23/366
D732,653 S *	6/2015	Hsiao	.....	D23/366
D818,097 S *	5/2018	Cho	.....	D23/364
D828,534 S *	9/2018	Hu	.....	D23/366
D831,811 S *	10/2018	Cho	.....	D23/364
D844,875 S *	4/2019	Jeon	.....	D26/51
D848,594 S *	5/2019	Chen	.....	D23/356
D864,371 S *	10/2019	Chen	.....	D23/366
D873,401 S *	1/2020	Chen	.....	D23/364
D880,670 S *	4/2020	Mecker	.....	D23/366
D886,268 S *	6/2020	Montagnino	.....	D23/356
D886,975 S *	6/2020	Yang	.....	D23/364
D888,924 S *	6/2020	Gobber	.....	D23/366

(73) Assignee: **LG ELECTRONICS INC.**, Seoul (KR)

(\*\*) Term: **15 Years**

\* cited by examiner

(21) Appl. No.: **29/717,826**

*Primary Examiner* — David G Muller

(22) Filed: **Dec. 19, 2019**

(74) *Attorney, Agent, or Firm* — Birch, Stewart, Kolasch & Birch LLP

(30) **Foreign Application Priority Data**

Jul. 25, 2019 (KR) ..... 30-2019-0035842

(51) **LOC (13) Cl.** ..... **23-04**

(52) **U.S. Cl.**  
USPC ..... **D23/364**

(58) **Field of Classification Search**  
USPC ..... D23/355-366, 352, 369, 332, 333, 335, D23/336, 342, 351; D26/34, 36, 38, 51, D26/59, 74, 120, 124; 422/120, 122; 55/356, 473, 504; 96/97; 261/DIG. 17, 261/DIG. 65, DIG. 88, DIG. 31  
CPC .. A61L 9/16; A61L 9/22; B01D 47/00; B01D 47/027; B01D 2221/02; B01D 2259/4508; B03C 3/155; B03C 3/368; F24F 3/16; F24F 13/20; F24F 13/28

See application file for complete search history.

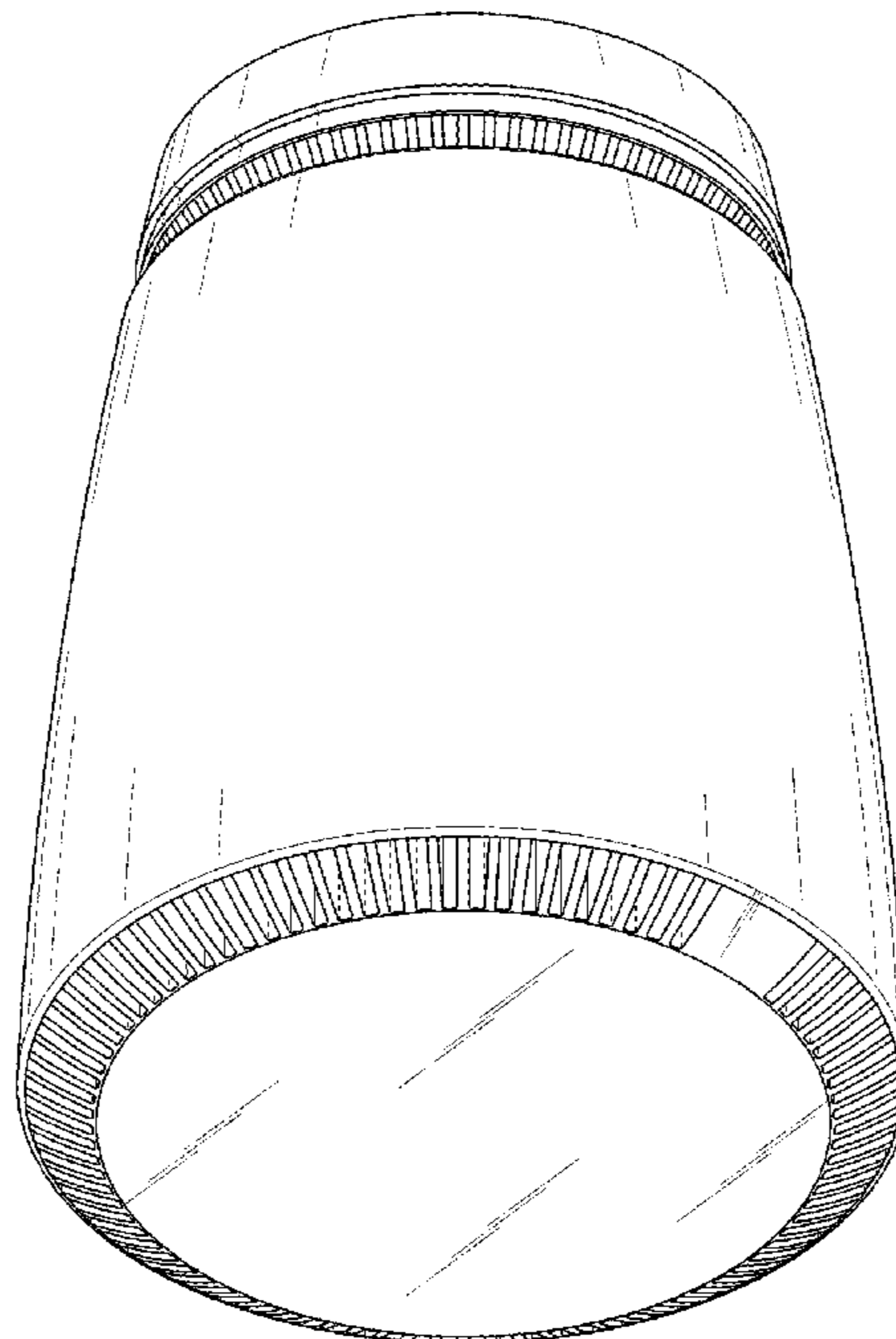
(57) **CLAIM**

We claim the ornamental design for an air purifier with light, as shown and described.

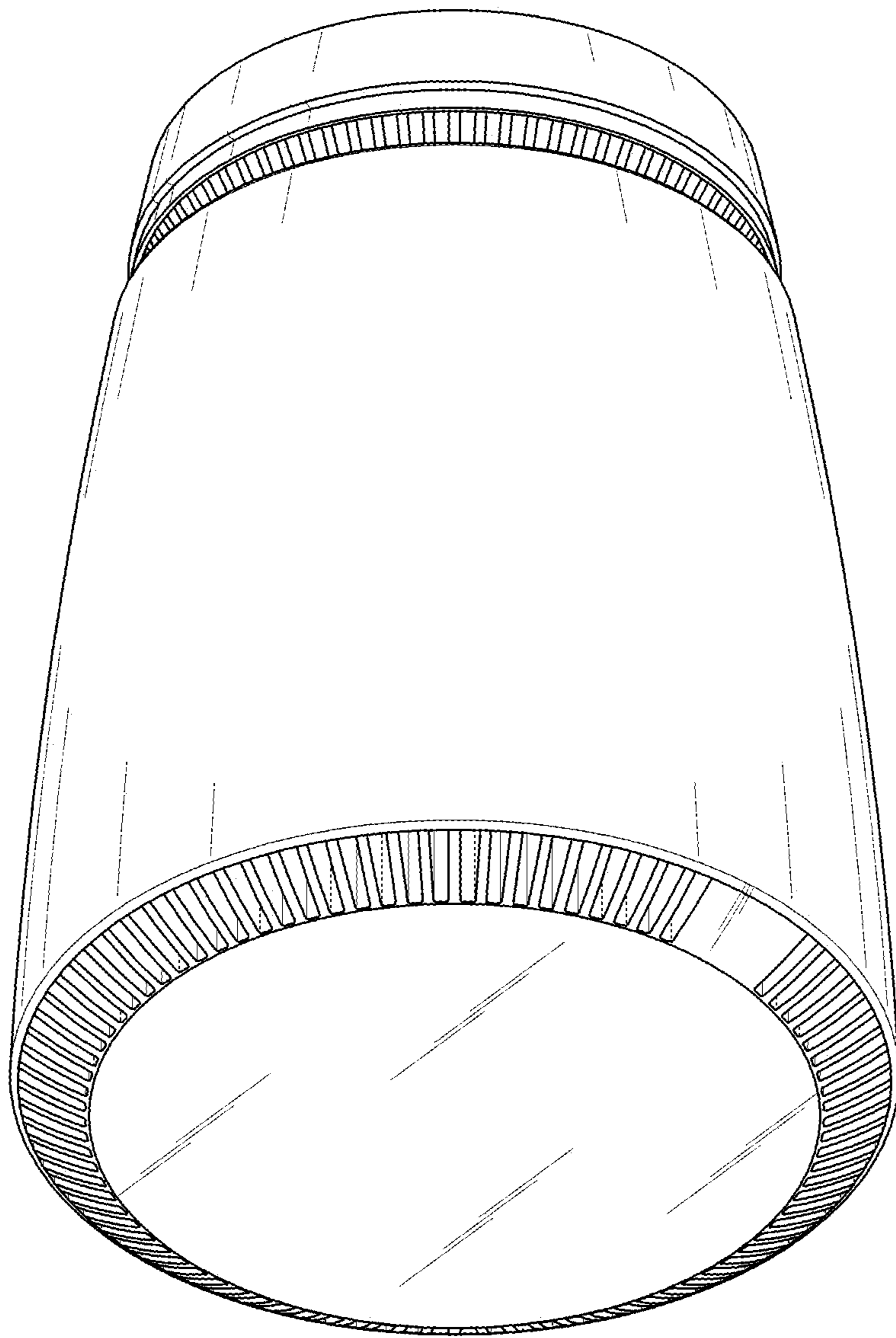
**DESCRIPTION**

FIG. 1 is a perspective view of an air purifier with light showing the new design;  
FIG. 2 is a front elevation view thereof;  
FIG. 3 is a rear elevation view thereof;  
FIG. 4 is a left-side elevation view thereof;  
FIG. 5 is a right-side elevation view thereof;  
FIG. 6 is a top plan view thereof; and,  
FIG. 7 is a bottom plan view thereof.  
The broken lines in FIG. 3 represent portions of the air purifier with light that form no part of the claimed design.

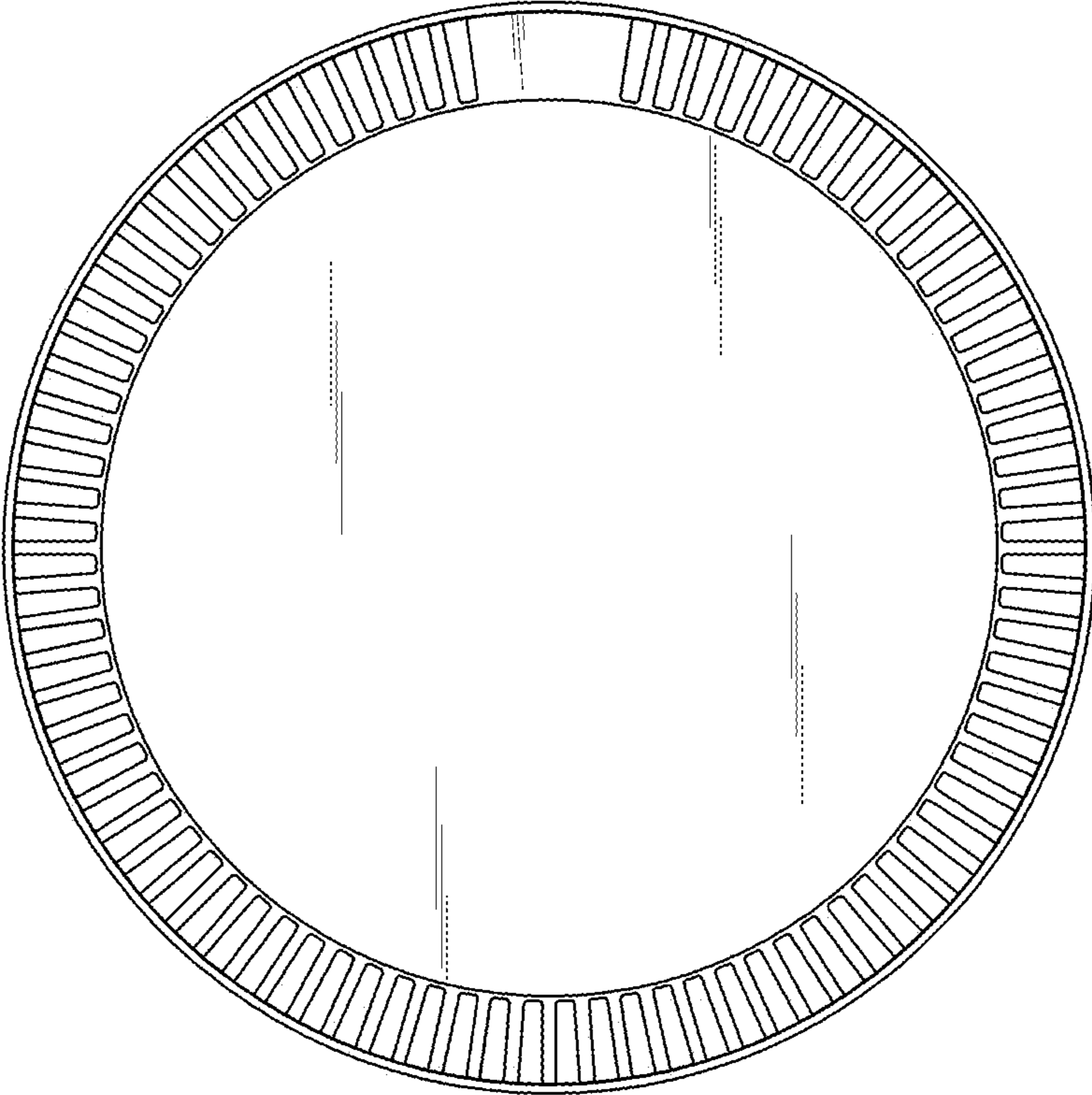
**1 Claim, 7 Drawing Sheets**



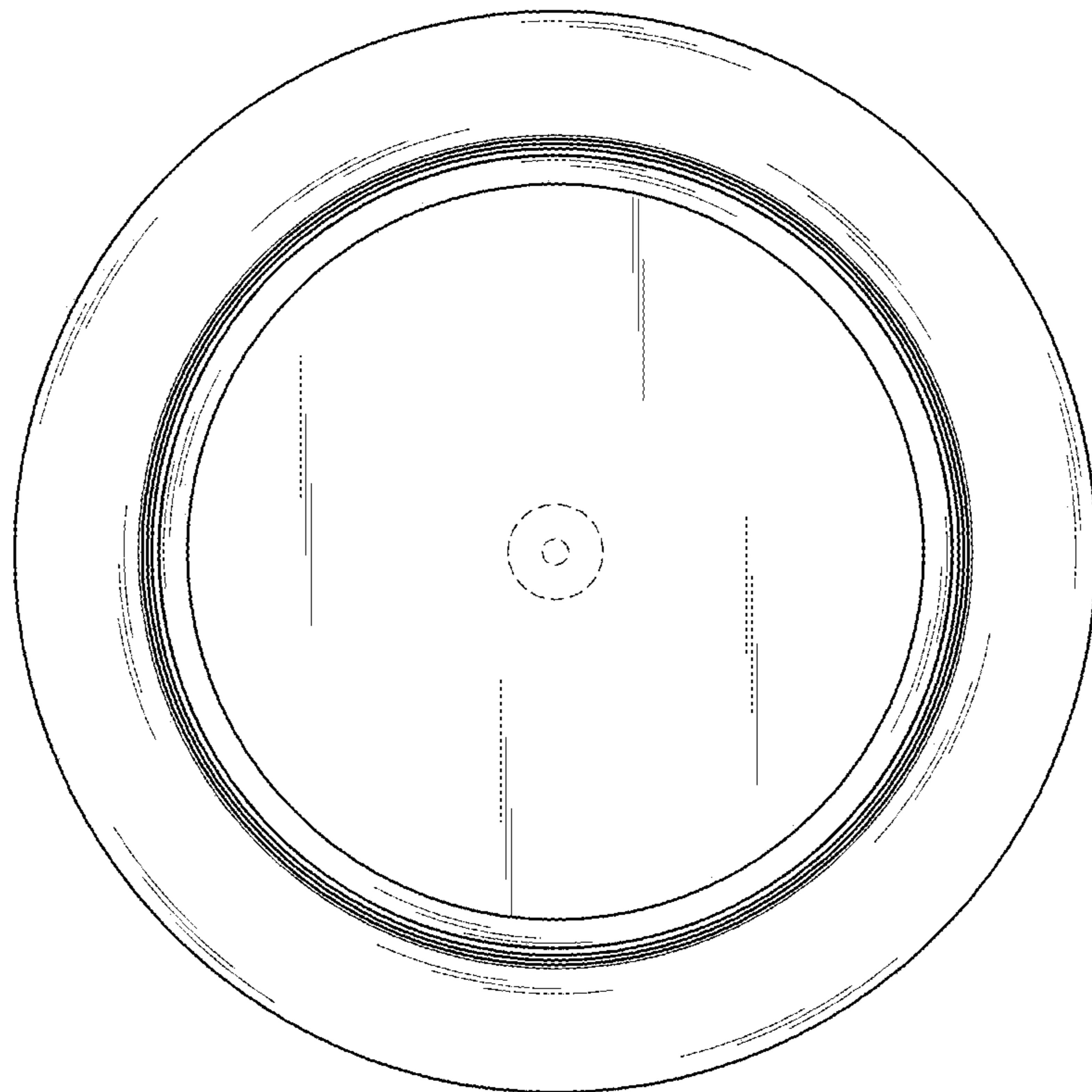
*FIG. 1*



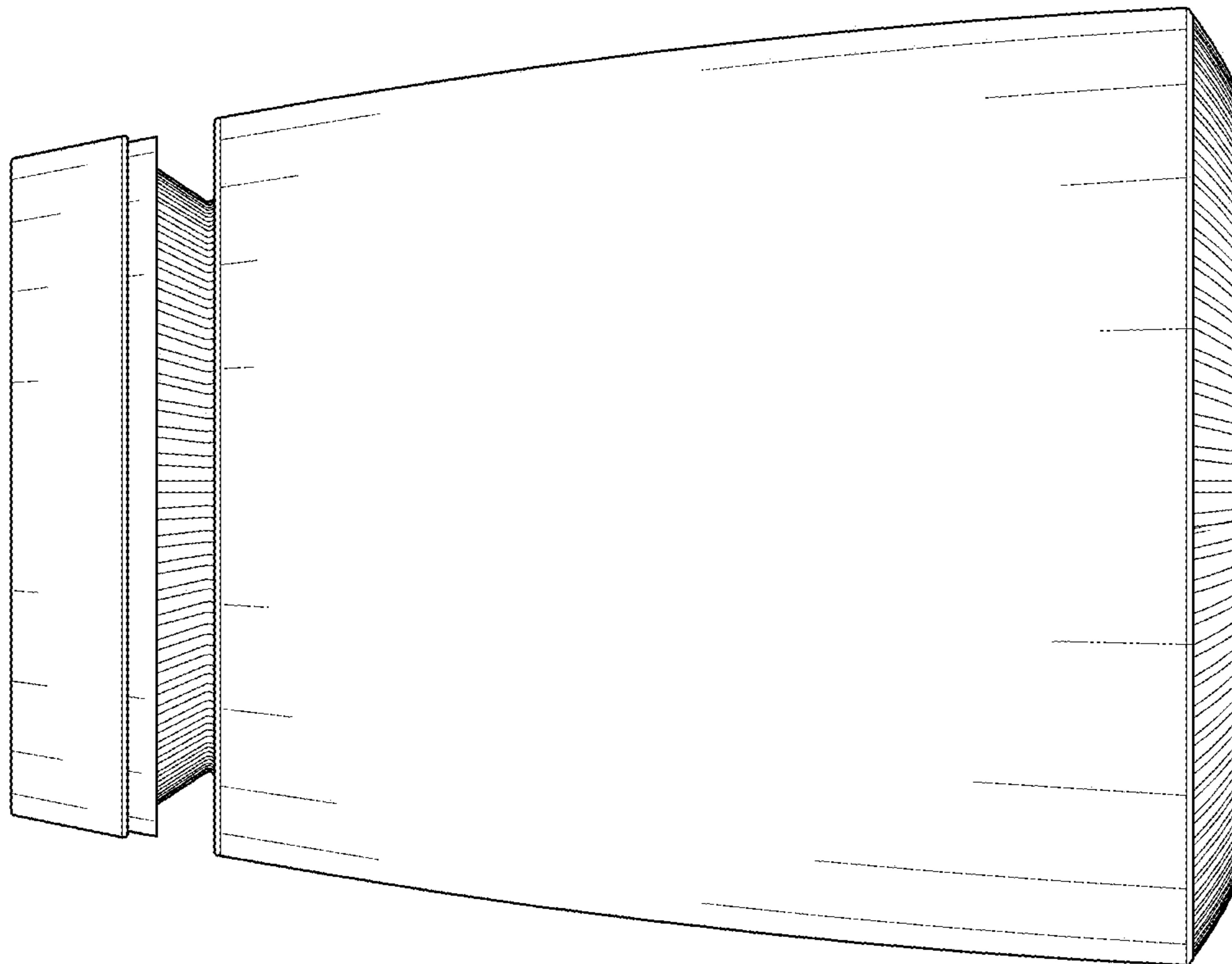
*FIG. 2*



*FIG. 3*

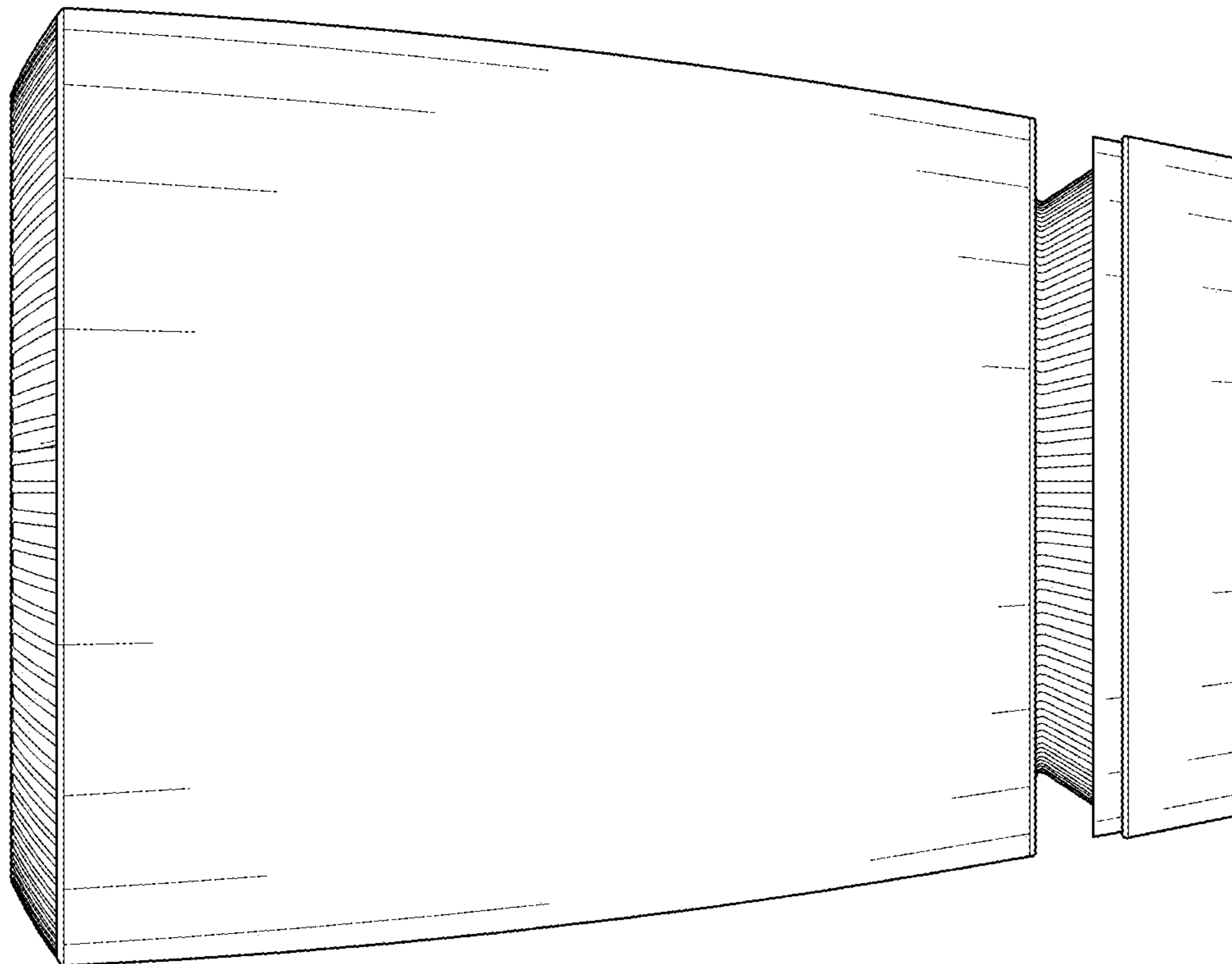


*FIG. 4*

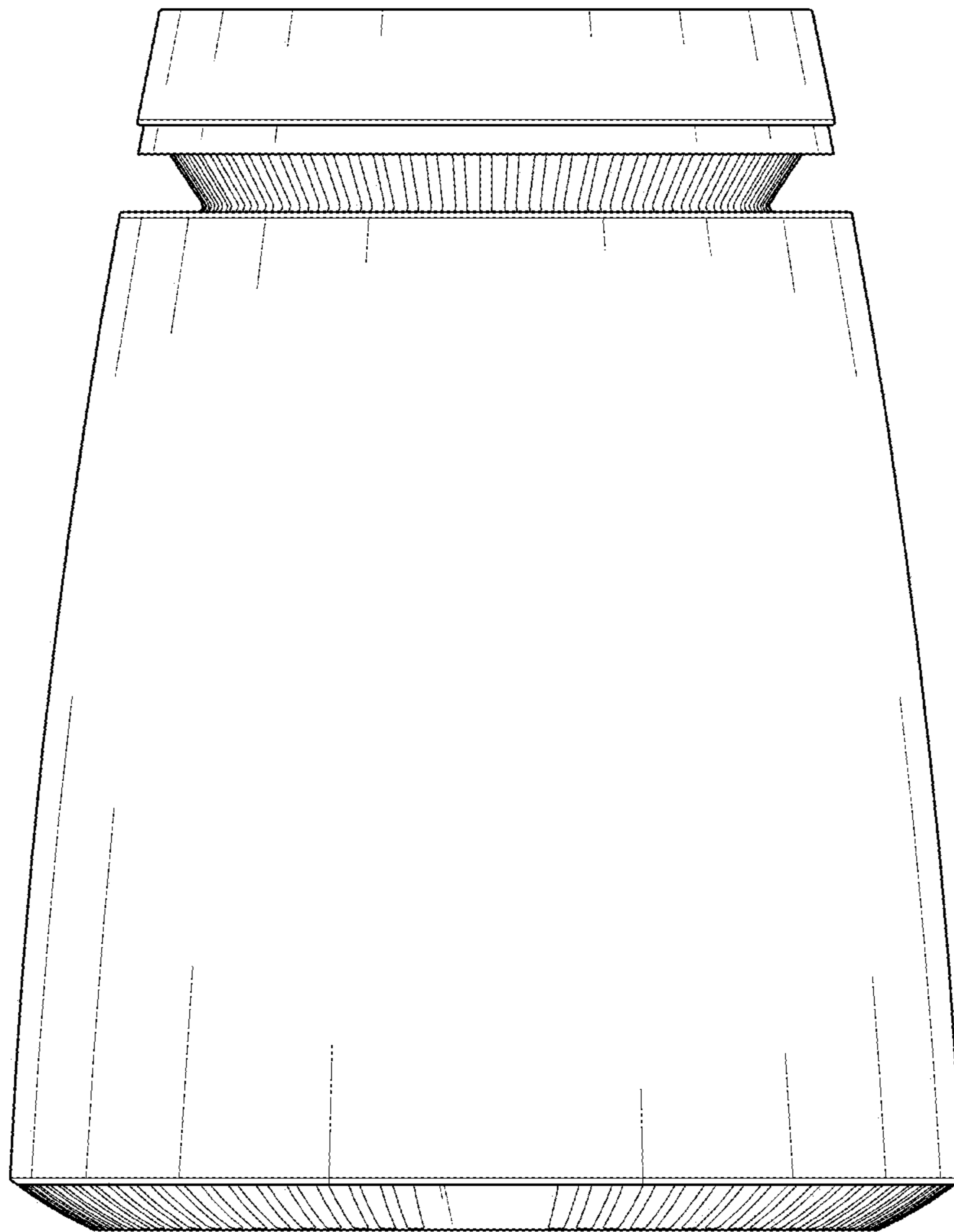




*FIG. 5*



*FIG. 6*



*FIG. 7*

