



US00D930125S

(12) **United States Design Patent**
Ealer, Sr.

(10) **Patent No.:** **US D930,125 S**

(45) **Date of Patent:** **** Sep. 7, 2021**

(54) **GUTTER COVER**

(71) Applicant: **E-Z Products LLC**, St. Clair, MO (US)

(72) Inventor: **James E. Ealer, Sr.**, St. Clair, MO (US)

(73) Assignee: **E-Z Products LLC**, St. Clair, MO (US)

(**) Term: **15 Years**

(21) Appl. No.: **29/776,663**

(22) Filed: **Mar. 31, 2021**

| | | | | | |
|-----------|------|---------|--------------------|-------|-------------|
| D417,264 | S * | 11/1999 | Beth | | D23/261 |
| D460,197 | S * | 7/2002 | Stringer | | D25/48.8 |
| 6,944,942 | B2 | 9/2005 | Marlow | | |
| 6,944,991 | B2 * | 9/2005 | Kim | | E04D 13/076 |
| | | | | | 248/48.1 |
| 6,951,077 | B1 | 10/2005 | Higginbotham | | |
| D551,740 | S * | 9/2007 | Riley | | D23/267 |
| 7,650,720 | B2 | 1/2010 | Earler, Sr. | | |
| D638,920 | S | 5/2011 | Earler, Sr. | | |
| D657,850 | S | 4/2012 | Bailey | | |
| 8,146,218 | B1 | 4/2012 | Earler, Sr. et al. | | |
| D683,827 | S | 6/2013 | Earler, Sr. | | |
| 8,695,804 | B2 | 4/2014 | Bennigton, II | | |

(Continued)

Related U.S. Application Data

(62) Division of application No. 29/746,443, filed on Aug. 13, 2020.

(51) **LOC (13) Cl.** **23-01**

(52) **U.S. Cl.**
USPC **D23/267**

(58) **Field of Classification Search**
USPC D23/259–262, 267; 52/11–12, 16;
D25/36, 121–122, 164
See application file for complete search history.

(56) **References Cited**

U.S. PATENT DOCUMENTS

| | | | | | |
|-----------|-----|--------|---------------|-------|--------------|
| 4,841,686 | A | 6/1989 | Rees | | |
| 4,907,381 | A * | 3/1990 | Ealer | | E04D 13/076 |
| | | | | | 52/12 |
| 5,095,666 | A * | 3/1992 | Williams, Jr. | | E04D 13/076 |
| | | | | | 210/474 |
| 5,619,825 | A * | 4/1997 | Leroney | | E04D 13/0725 |
| | | | | | 248/48.1 |
| 5,778,626 | A * | 7/1998 | Hellsten | | E04C 3/32 |
| | | | | | 52/844 |
| 5,893,240 | A * | 4/1999 | Ealer, Sr. | | E04D 13/0725 |
| | | | | | 52/12 |

OTHER PUBLICATIONS

Ex parte Quayle Action, U.S. Appl. No. 29/598,048, dated Mar. 26, 2018, 8 pgs.

(Continued)

Primary Examiner — Amy C Wierenga
(74) *Attorney, Agent, or Firm* — Stinson LLP



(57) **CLAIM**

The ornamental design for the gutter cover, as shown and described.

DESCRIPTION

FIG. 1 is a perspective view of a first embodiment of a gutter cover showing my design; and, FIG. 2 is a top plan view of FIG. 1. FIG. 3 is a perspective view of a second embodiment of a gutter cover showing my design; and, FIG. 4 is a top plan view of FIG. 3. The dot-dash lines in FIGS. 1-4 represent boundary lines between claimed subject matter shown in solid lines from unclaimed subject matter shown in dash-dash lines.

1 Claim, 4 Drawing Sheets



(56)

References Cited

U.S. PATENT DOCUMENTS

8,887,356 B2 11/2014 Bailey
8,935,830 B2 1/2015 Bailey
8,938,858 B2 1/2015 Bailey
D743,008 S * 11/2015 Tarvaran D23/267
D834,155 S 11/2018 Earler, Sr.
10,376,946 B1 * 8/2019 Ealer, Sr. E04D 13/064
2006/0230687 A1 10/2006 Earler, Sr.
2012/0110923 A1 * 5/2012 Robins E04D 13/076
52/12
2015/0143756 A1 * 5/2015 Higginbotham E04D 13/076
52/12

OTHER PUBLICATIONS

E-Z Dual Flow Gutter Cover website; © E-Z Products, 1 Wagner Drive, Saint Clair, MO 63077, 636-629-6484, 800-748-7736, www.e-zgutter.com/products/ez-dual-flow; (pictured E-Z-Dual Flow gutter cover).

* cited by examiner




FIG. 1




FIG. 2




FIG. 3




FIG. 4