



US00D930099S

(12) **United States Design Patent** (10) **Patent No.:** **US D930,099 S**  
**Martin** (45) **Date of Patent:** **\*\* Sep. 7, 2021**

- (54) **GOLF CLUB COVER** 4,378,832 A \* 4/1983 Thompson ..... A63B 60/62  
150/160
- (71) Applicant: **Under Stella's Umbrella, LLC,** D268,943 S \* 5/1983 Miller ..... D21/754  
Tuscaloosa, AL (US) 4,625,862 A \* 12/1986 Clayton ..... A63B 60/62  
206/315.3
- (72) Inventor: **George Wright Martin,** Tuscaloosa, AL (US) 4,667,716 A \* 5/1987 Solheim ..... A63B 60/62  
112/475.08
- (73) Assignee: **UNDER STELLA'S UMBRELLA, LLC,** Tuscaloosa, AL (US) D295,544 S \* 5/1988 Rice ..... D21/754  
5,246,108 A \* 9/1993 Nusbaum ..... A63B 60/62  
150/160  
5,522,592 A \* 6/1996 Evelsizer, Jr. .... A63B 60/64  
150/160

(\*\*) Term: **15 Years**

(21) Appl. No.: **29/721,317**

(22) Filed: **Jan. 20, 2020**

(51) **LOC (13) Cl.** ..... **21-02**

(52) **U.S. Cl.**  
USPC ..... **D21/754**

(58) **Field of Classification Search**  
USPC ..... D21/754  
CPC ..... A63B 60/00; A63B 60/62; A63B 60/64  
See application file for complete search history.

(56) **References Cited**

U.S. PATENT DOCUMENTS

- 2,110,122 A \* 3/1938 Burgett ..... A63B 60/62  
40/299.01
- D117,281 S \* 10/1939 Lamkin ..... D21/754
- D131,372 S \* 2/1942 Reed et al. .... D21/754
- D131,383 S \* 2/1942 Thelander ..... D21/754
- D150,052 S \* 6/1948 Booxbaum ..... D21/754
- 2,532,195 A \* 11/1950 Rosenow ..... A63B 60/62  
150/160
- 2,737,394 A \* 3/1956 Abel ..... A63B 60/62  
473/256
- D184,240 S \* 1/1959 Noonan ..... D21/754
- 3,548,908 A \* 12/1970 Koetting ..... A63B 60/62  
150/160
- 4,368,768 A \* 1/1983 Cunko, Jr. .... A63B 60/62  
150/160

(Continued)

*Primary Examiner* — Mitchell I. Siegel

(74) *Attorney, Agent, or Firm* — Thomas|Horstemeyer, LLP

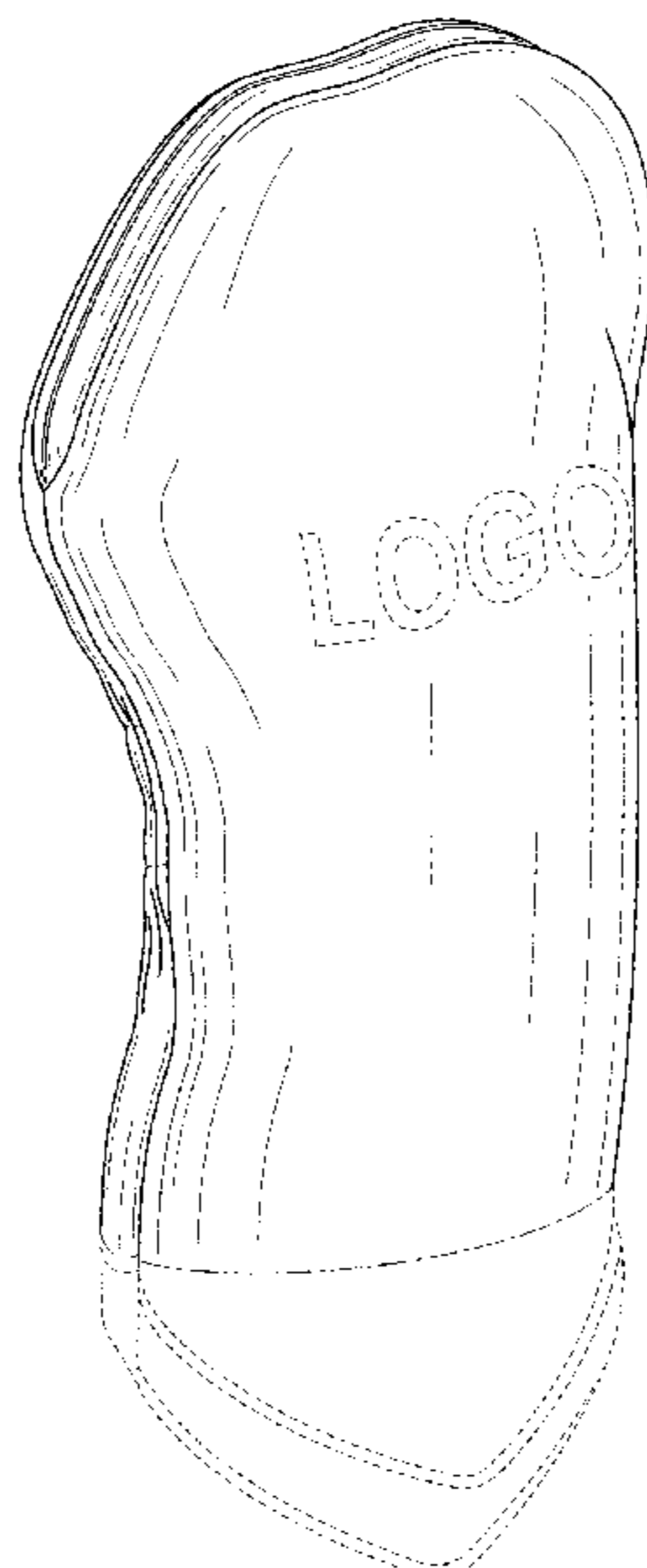
(57) **CLAIM**

The ornamental design for a golf club cover, as shown and described.

**DESCRIPTION**

FIG. 1 is a front perspective view of a golf club cover, showing my new design;  
 FIG. 2 is a front view thereof;  
 FIG. 3 is a rear view thereof;  
 FIG. 4 is a rear view of a second embodiment of the golf club cover;  
 FIG. 5 is a right side view of FIG. 4;  
 FIG. 6 is a left side view of FIG. 4;  
 FIG. 7 is a top view of FIG. 4;  
 FIG. 8 is a bottom view of FIG. 4;  
 FIG. 9 is a reduced perspective view of FIG. 4, being shown in use with a broken line showing of an iron golf club; and,  
 FIG. 10 is a perspective view of the golf club cover in an open position.  
 The broken lines shown in the drawings form no part of the claimed design. The dash-dot-dash lines represent boundary lines and form no part of the claimed design.

**1 Claim, 8 Drawing Sheets**



(56)

References Cited

U.S. PATENT DOCUMENTS

D432,193 S \* 10/2000 Bradshaw ..... D21/754  
D443,667 S \* 6/2001 Batista ..... D21/754  
D469,491 S \* 1/2003 Bradshaw ..... D21/754  
6,820,665 B2 \* 11/2004 Bradshaw ..... A63B 60/62  
150/160  
D595,377 S \* 6/2009 Fusco ..... D21/754  
D605,716 S \* 12/2009 Cameron ..... D21/754  
D650,027 S \* 12/2011 Gaffney ..... D21/754  
D667,519 S \* 9/2012 Gaffney ..... D21/754  
D697,990 S \* 1/2014 Gamblin, II ..... D21/754  
D698,404 S \* 1/2014 Cameron ..... D21/754  
D737,914 S \* 9/2015 Cameron ..... D21/754  
D767,064 S \* 9/2016 Jertson ..... D21/754  
D775,699 S \* 1/2017 Jertson ..... D21/754  
D786,378 S \* 5/2017 Lyon ..... D21/754  
9,675,858 B1 \* 6/2017 Gaffney ..... A63B 60/64  
D797,874 S \* 9/2017 Fox ..... A63B 71/0036  
D21/754  
D803,335 S \* 11/2017 Lee ..... D21/754  
D809,078 S \* 1/2018 Jertson ..... D21/754  
D810,216 S \* 2/2018 Neagle ..... D21/754

\* cited by examiner




FIG. 1

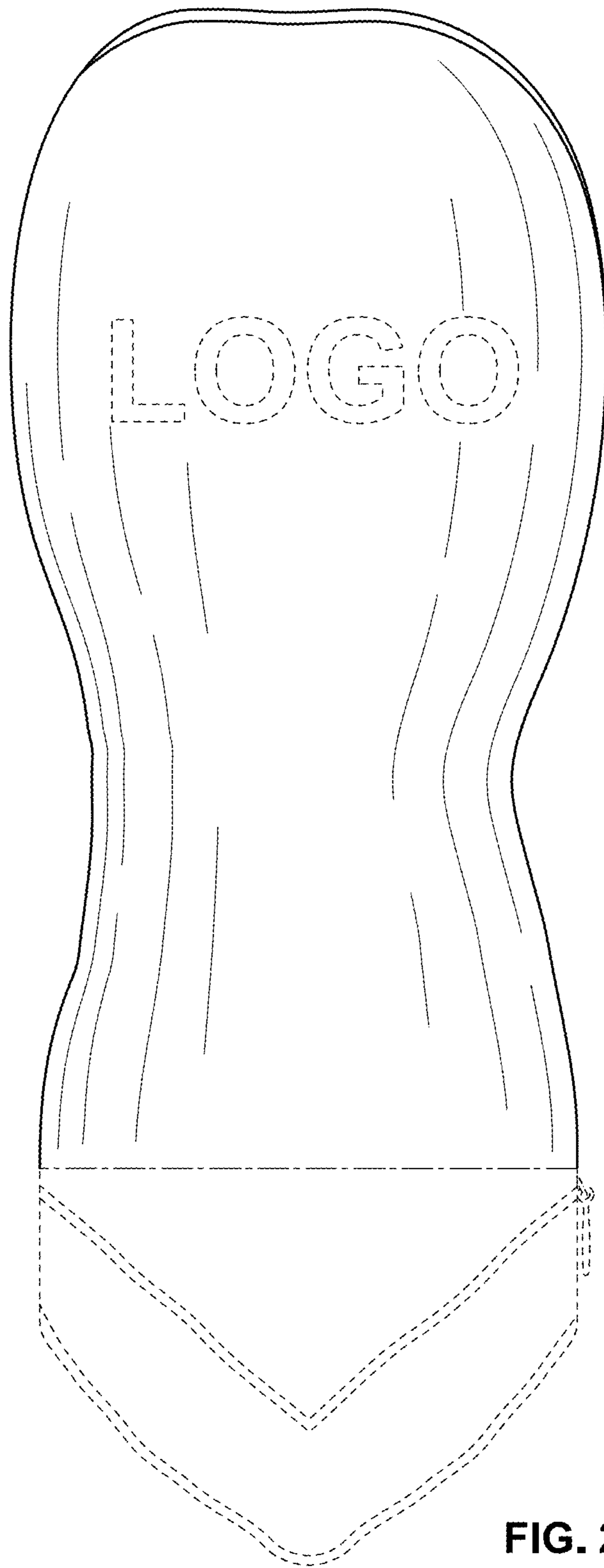


FIG. 2

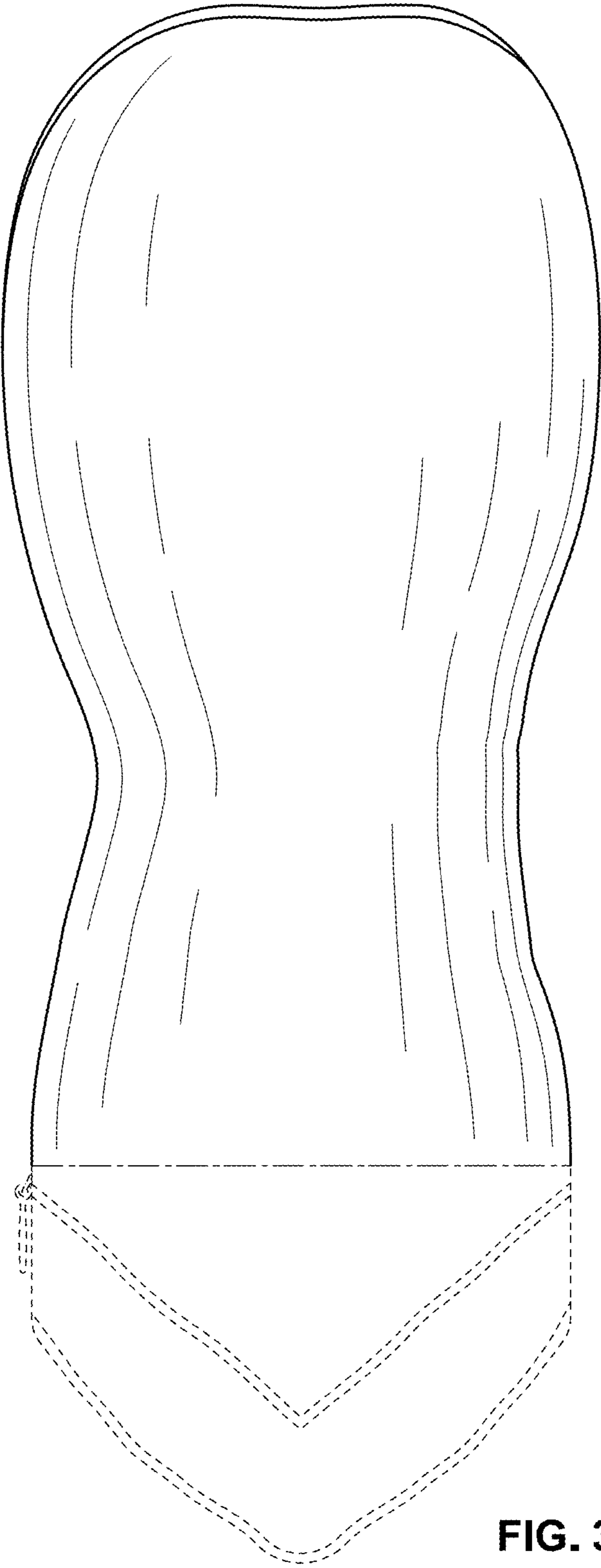


FIG. 3

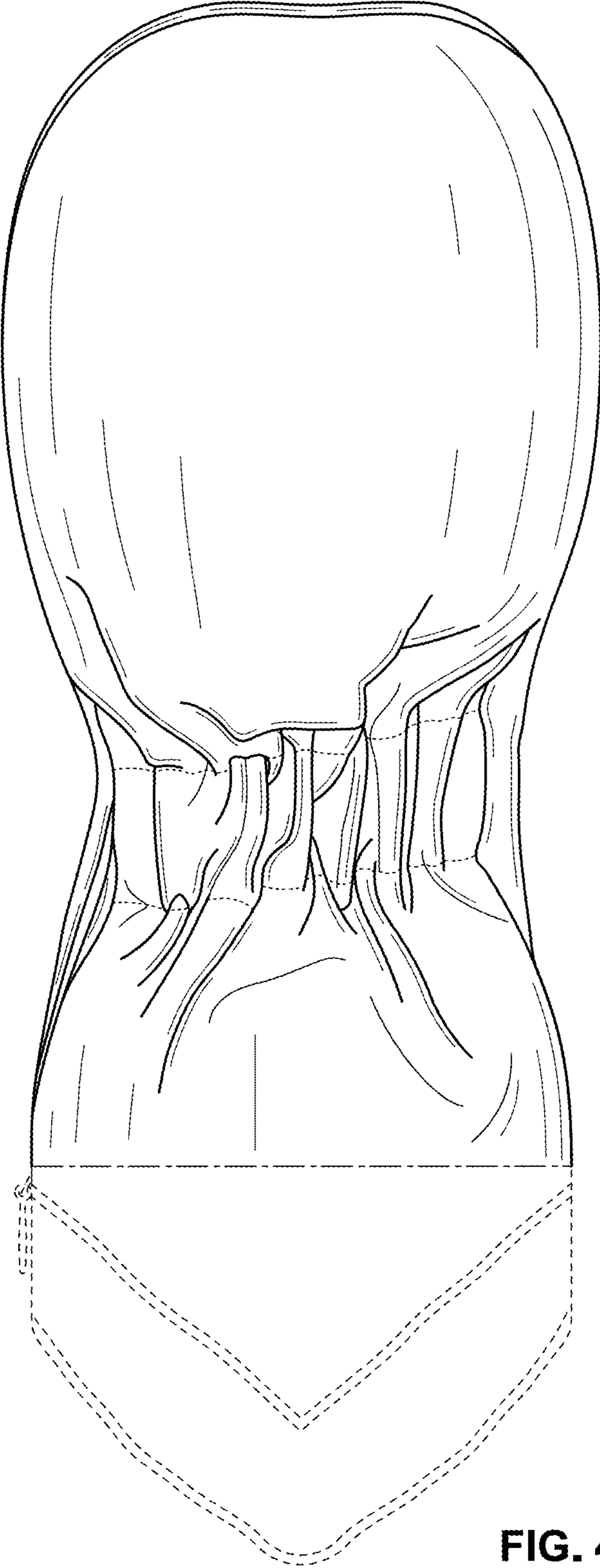


FIG. 4

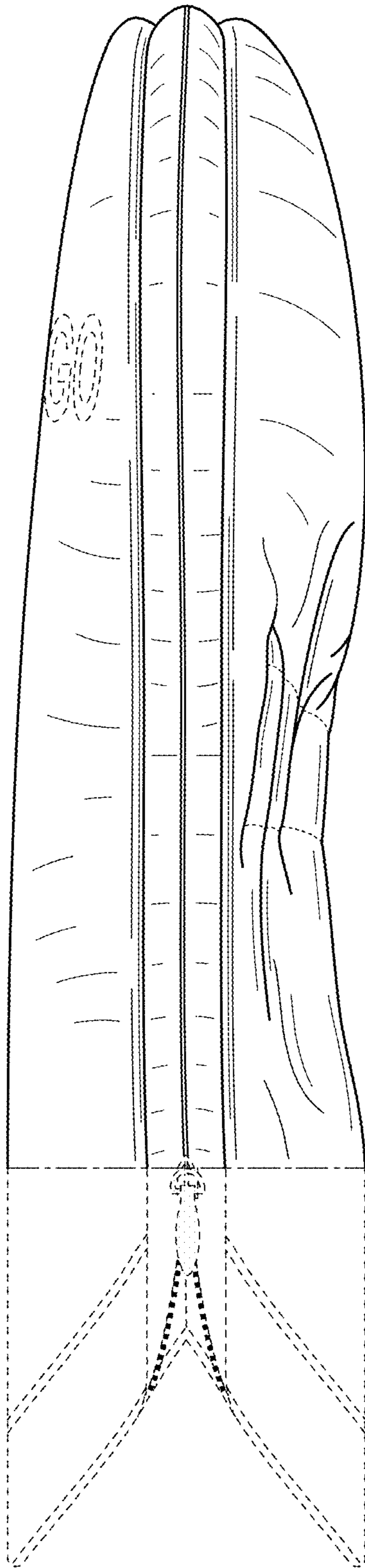


FIG. 5

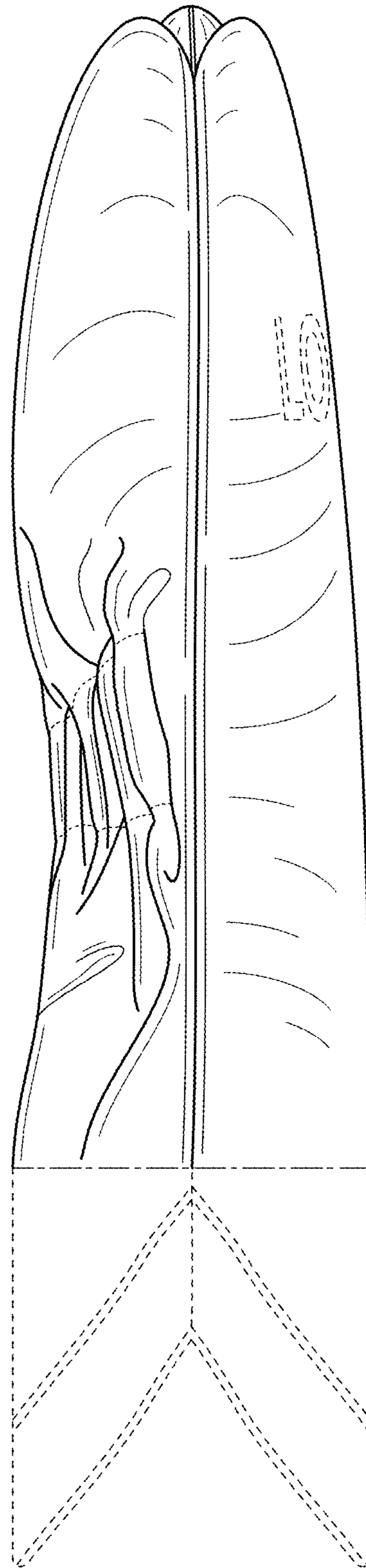


FIG. 6

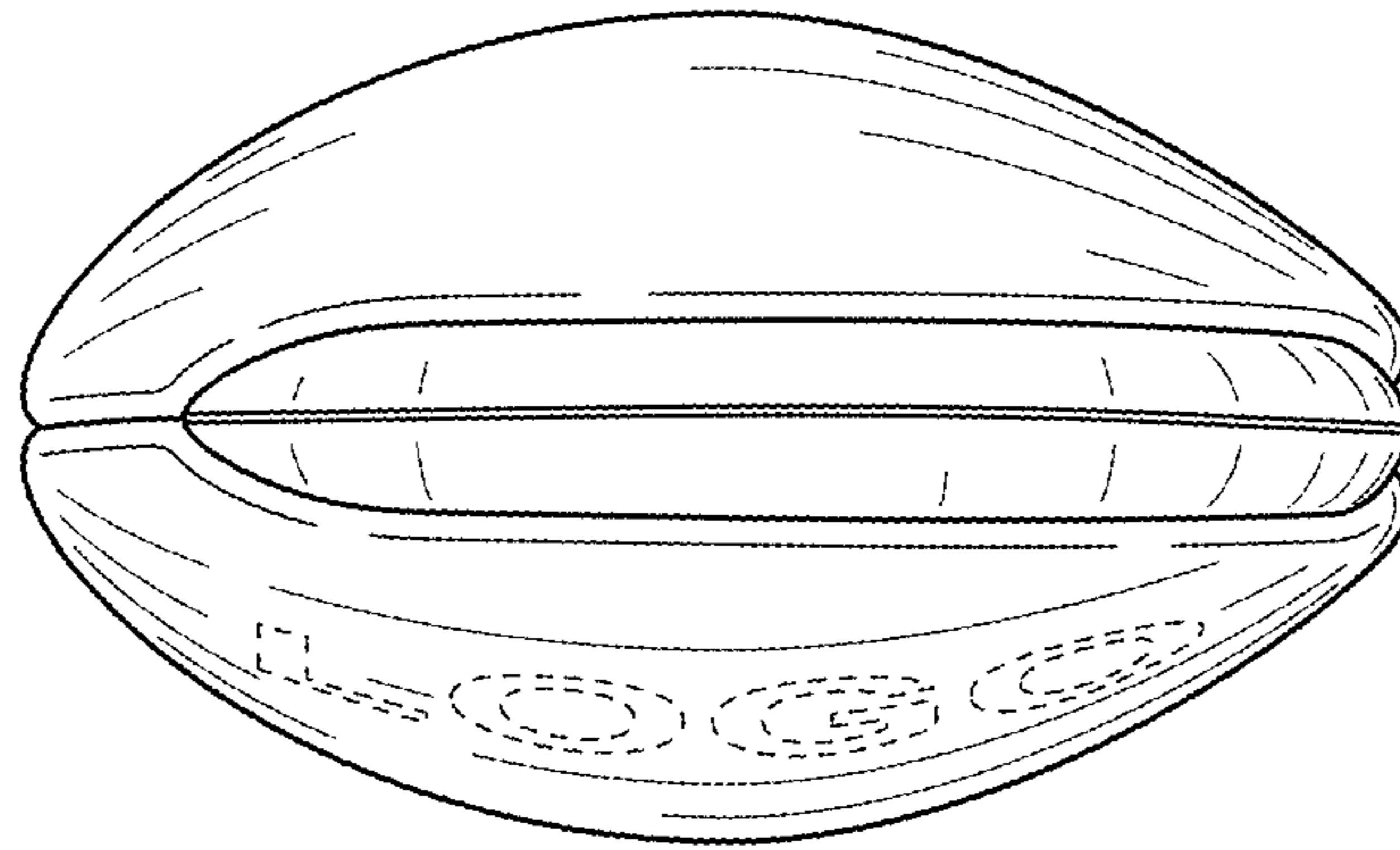


FIG. 7

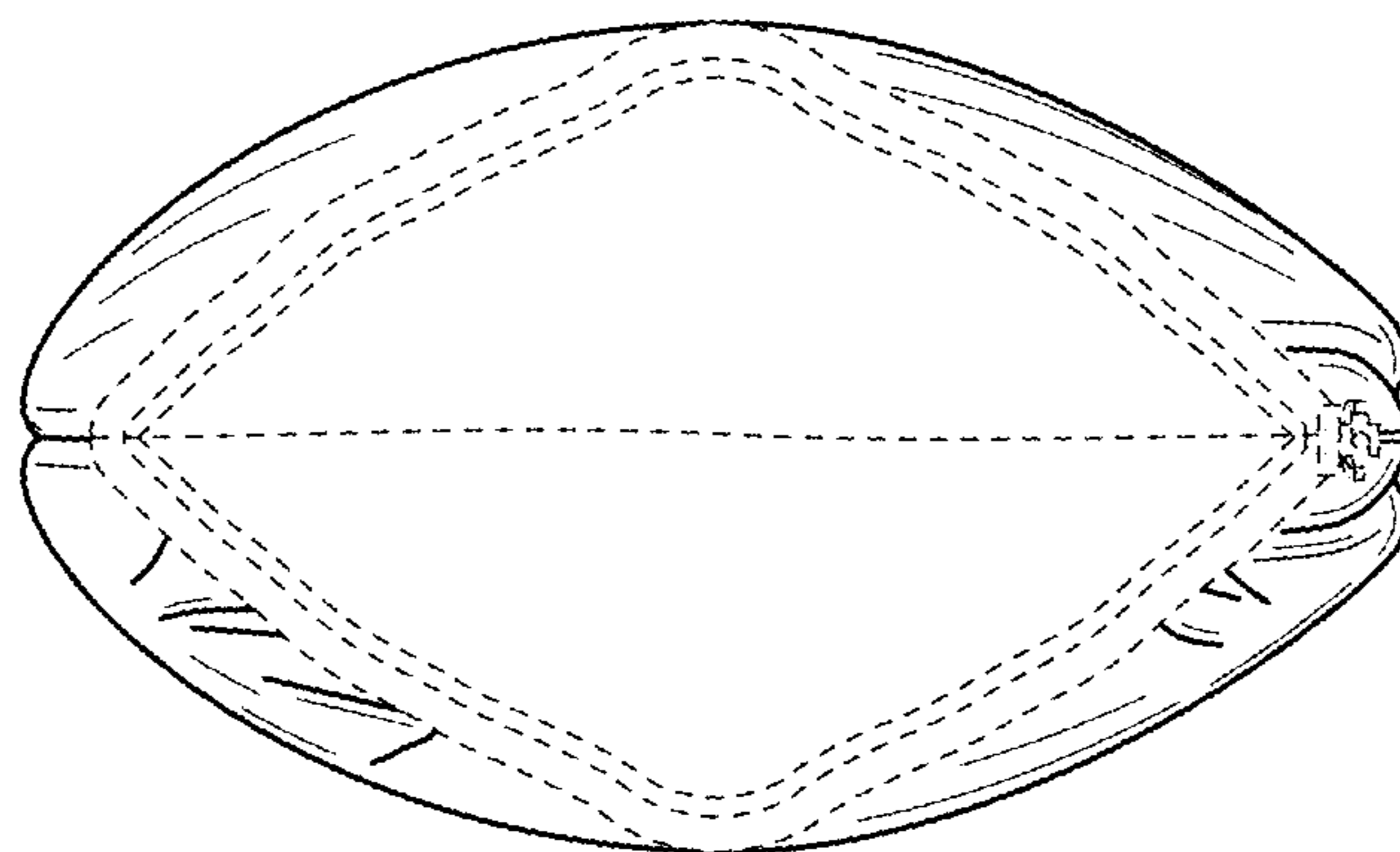


FIG. 8






FIG. 9

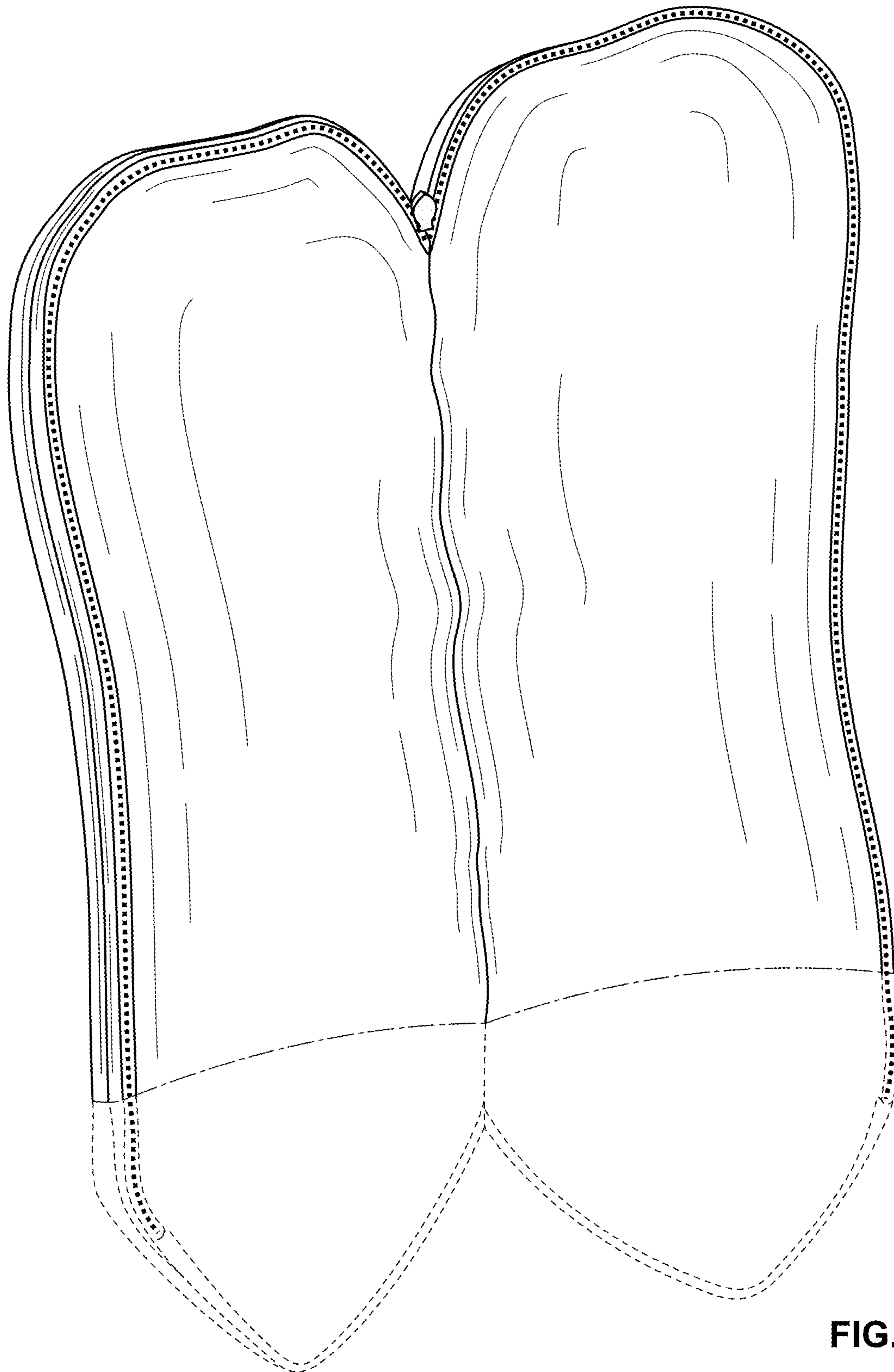


FIG. 10